

ARTEP 7-12-MTP

MISSION TRAINING PLAN FOR

THE STRYKER BRIGADE COMBAT TEAM INFANTRY RIFLE COMPANY



JUNE 2003

DISTRIBUTION RESTRICTION--Approved for public release; distribution is unlimited.

PREFACE

This mission training plan (MTP) is designed for the Stryker Brigade Combat Team (SBCT) Infantry Company. This MTP provides Active and Reserve Component commanders and staff with a descriptive, mission-oriented training program to train the company to perform its critical wartime missions. Although a unit's missions and deployment assignments have an effect on the commander's final set of training priorities, the tasks described herein are the primary ones the company must be able to execute with proficiency. The unit is expected to train all tasks to standard. Standards for training may be made more difficult but may not be lowered.

The proponent for this publication is HQ, TRADOC. The preparing agency is the US Army Infantry School. Submit recommendations for improving this publication on DA Form 2028 (Recommended changes to Publications and Blank Forms) or in any clearly written format and forward them to Commandant, US Army Infantry School, ATTN: ATSH-ATD, Fort Benning, GA 31905-5007. Electronic contact can be made at doctrine@benning.army.mil

Unless otherwise stated, masculine nouns and pronouns do not refer exclusively to men.

MISSION TRAINING PLAN FOR THE STRYKER BRIGADE COMBAT TEAM INFANTRY RIFLE COMPANY

CONTENTS

	Page
PREFACE	iii
CHAPTER 1. UNIT TRAINING	
1-1. General	1-1
1-2. Supporting Material	1-1
1-3. Mission Training Plan Echelon Relationship	1-1
1-4. Contents	1-1
1-5. Mission and Tasks	1-2
1-6. Principles of Training	1-2
1-7. Training Strategy	1-3
1-8. Conducting Training	1-4
1-9. Force Protection (Safety)	1-7
1-10. Environmental Protection	1-7
1-11. Evaluation	1-10
CHAPTER 2. TRAINING MATRIXES	
2-1. General	2-1
2-2. Mission to Collective Tasks Matrix	2-1
2-3. Supporting References to Collective Tasks Matrix	2-8
2-4. Individual Task to Collective Task Matrix	2-83
CHAPTER 3. MISSION OUTLINES	
3-1. General	3-1
3-2. Relationship of Mission Outlines to Training Matrixes	3-1
3-3. Mission Outline Preparation	3-1
3-4. Mission Outline Examples	3-2
CHAPTER 4. TRAINING EXERCISES	
4-1. General	4-1
4-2. Field Training Exercise	4-1
4-3. Situational Training Exercise	4-2
4-4. Plan the Exercises	4-2

CHAPTER 1

Unit Training

1-1. **General.** This mission training plan (MTP) is designed to provide the platoon leader and squad leaders with a tactical training and evaluation program for the platoon. It also provides guidance about how to train and the key missions on which to train. The specific details of the training program depend on many factors, including:

- Unit's mission-essential tasks list (METL).
- Training directives and guidance established by the chain of command.
- Training priorities for the unit.
- Training resources and areas available.

1-2. **Supporting Material.** The platoon training program fits into the spectrum of activities that also encompasses battalion-level, company-level, leader, and individual training programs. Each MTP contains the following:

- Training information.
- Training matrixes.
- Mission outlines (company and below). Training plans (battalion level and higher).
- Sample training exercise examples.
- Comprehensive detailed training and evaluation outlines (T&EOs).
- Evaluation information.
- Appendixes describing combined arms training strategy (CATS) (for battalion level and higher), sample operations order with threat statement, and other proponent specific information as appropriate.

1-3. **Mission Training Plan Echelon Relationship.** (See Figure 1-1.)

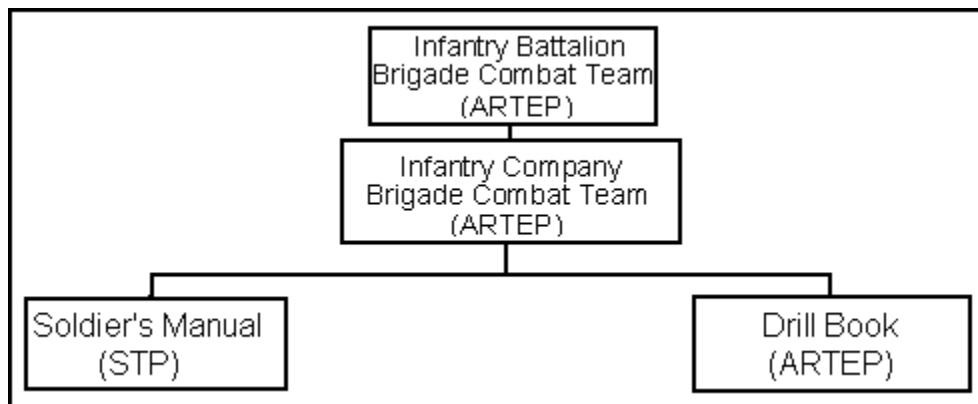


Figure 1-1. MTP echelon relationship.

1-4. **Contents.** This MTP has into six chapters and three appendixes.

- Chapter 1*, Unit Training, provides the explanation and organization of this MTP.
- Chapter 2*, Training Matrixes, presents the relationship between missions and tasks.

ARTEP 7-12-MTP

- c. *Chapter 3, Mission Outlines*, presents a graphic portrayal of the relationship between critical wartime missions and subtasks inherent to those operations.
- d. *Chapter 4, Training Exercises*, provides information on developing training exercises. It also provides sample situational training exercises (STXs) to be used by leaders to develop training exercises for their unit.
- e. *Chapter 5, Training and Evaluation Outlines*, provides the training criteria for tasks that the unit must master to perform critical wartime operations. These training criteria orient on the levels of collective training executed by the unit. Each T&EO can be applicable to one or more operations.
- f. *Chapter 6, External Evaluation*.
- g. *Appendix A, Description of Combined Arms Training Strategy*.
- h. *Appendix B, Exercise Operation Order*.
- i. *Appendix C, Enemy Analysis*.
- j. *Appendix D, Digital Supplement*.

1-5. **Missions and Tasks.** Full-spectrum operations include offensive operations, defensive operations, stability operations, and support operations. Each operation includes major tasks that the platoon must execute to accomplish that mission. Each of these tasks requires training.

- a. *Collective Tasks.* Collective tasks are trained based on guidelines and procedures outlined in Field Manual (FM) 7-0 (25-100) and FM 7-1 (25-101) and in Chapters 4, 5, and 6 of the applicable MTP. Collective tasks may be trained separately or, like collective tasks and or supporting tasks, may be grouped together. Collective tasks can also be combined with other operational level's collective tasks to form more complex training exercises. (See Chapter 4 for examples of STXs.) Leaders select the applicable tasks using procedures outlined in FM 7-0 (25-100) and in Chapters 3 and 6 of this MTP.
- b. *Leader Tasks.* Leader tasks are trained using soldier's manuals (SMs). Selected leader tasks should support the platoon's critical wartime operations. Leaders can be trained using the full range of training exercises established by the Army. (For example, this might include map exercises [MAPEXs], tactical exercises without troops [TEWTs], and so forth.)

1-6. **Principles of Training.** This MTP is based on the training principles outlined in FM 7-0 (25-100). The following paragraphs summarize these concepts.

- a. *Train as a Combined Arms and Service Team.* Army doctrine places a premium on teamwork. When committed to battle, each unit must be prepared to execute combined arms and services operations without additional training or lengthy adjustment periods. Combined arms proficiency develops when teams train together. Leaders must regularly practice cross attachments with the full wartime spectrum of combat, combat support (CS), and combat service support (CSS) units.
- b. *Train as You Fight.* Conversely, units fight as they have been trained. Soldiers remember the last way they performed a task (right or wrong). To ensure success in combat, soldiers and units must perform to established standards that in turn must be rigidly enforced by leaders. Because it is impossible to predict the type of weather and terrain a unit will face when executing a combat mission, training should be conducted under varying conditions that are both realistic and progressively more challenging.
- c. *Use Appropriate Doctrine.* Soldiers have no time to learn nonstandard procedures. Their units, therefore, must train by performing tasks to the standards specified in MTPs, drills, STPs, Army

regulations, and other training and doctrinal publications. This MTP conforms with doctrine published in source documents, which are FM 3-21.11 (7-12), and ARTEP 7-22-MTP.

d. *Use Performance-oriented Training.* Soldiers sharpen their skills by performing hands-on training as often as possible, which makes practice the key factor in training. Platoons and squads repeatedly practice the tasks and the missions to achieve proficiency.

e. *Train to Challenge.* The best training is tough, realistic, and both intellectually and physically challenging. It motivates soldiers and inspires excellence by fostering initiative, enthusiasm, and eagerness to learn.

f. *Train to Sustain Proficiency.* Soldiers sustain the skills they learn only by practicing them. When developing a training plan, always allow time to practice the tasks and the missions covered in earlier training. Use this MTP as a guide in developing a plan that allows the platoon to achieve and sustain collective and individual proficiency.

g. *Train Using Multi-echelon Techniques.* This is the most efficient way to train and sustain a diverse range of mission-essential tasks while compensating for limited training resources and time. Training should involve soldiers, leaders, and subordinate elements at all levels of the unit simultaneously.

h. *Train to Maintain.* Maintenance is a vital part of every training program. Keeping equipment ready for the fight is as important as training soldiers to be proficient in its use. Soldiers and leaders are responsible for maintaining all assigned equipment in a high state of readiness in preparation for training or combat employment.

i. *Make Commanders the Primary Trainers.* Commanders are responsible for the training and performance of their soldiers and units. They are the primary training managers and trainers for their organizations.

1-7. **Training Strategy.** The training program developed and executed by the unit to train to standards in its critical wartime missions is a component of the Army's CATS. (See Appendix A for a description of CATS.) The following should be considered when developing a unit training strategy.

a. *Descriptive Strategies.* The unit training strategies central to CATS provide the leader with descriptive lists for training. These strategies reflect an optimal way to train to standard. However, all units in the Army probably do not have the same resources required to execute an optimal training strategy.

b. *Role of the Platoon.* The platoon and squad training strategy consists of three separate training strategies. When integrated with the training tasks found in the MTP, they form a comprehensive and focused training strategy that allows the battalion to train to standard. The elements of the platoon's training strategy are *maneuver, gunnery, and soldiers.*

(1) **Maneuver strategy.** The maneuver strategy provides a set of recommended training frequencies for key training events in a unit and depicts those resources that are required to support the training events.

(2) **Gunnery Strategy.** The gunnery strategy is based on weapons systems in the unit, provides an annual training plan, and depicts resources required to support weapons training. Data for the gunnery strategy come from the standards in training commission (STRAC) manual or the appropriate field manual (FM). As a subset of the gunnery strategy, a training strategy is developed for each individual and crew-served weapon in the Army inventory.

(3) **Soldier strategy.** The soldier strategy provides an annual plan for training and maintaining skills at the individual level and lists the resources required to train the soldier.

c. *Training Gates.* A vital element in the unit training strategy is the identification of critical training gates. Critical training gates are defined as training events that must be conducted to standard before advancing to a more complex or resource-intensive training event or task. Training events follow the crawl, walk, run training strategy. For instance, if the unit training strategy calls for conducting an field training exercise (FTX), and an STX has been identified as a critical training gate for the FTX, the training tasks in the STX must be trained to standard before conducting the FTX. Standards for all tasks must be clearly defined so that the trainer can assess the preparedness of the soldiers, or units, to move on to more complex training events. The provision for critical training gates recognizes that the unit's METL and the commander's assessment of his unit's training status will determine the selection and timing of the collective training exercises in a specific unit's training strategy.

d. *Standard Army Training System.* The standard Army training system (SATS) provides automated tools for implementing the training management doctrine in FM 7-0 (25-100), *Training the Force*, and related manuals. SATS facilitates the development of METL, training strategies, training plans, and training schedules. SATS also provides commanders a medium through which to coordinate activities, project resources needed for an event, record the actual resources expended on an event, assess the execution of a collective task and METL, and assess operational readiness. CATS data can be consulted at different points in SATS to assist you in developing training products.

Training Note: SATS database comprises a variety of MTPs and STPs. To access these publications, users need a copy of the SATS software and the CD-ROM containing the data files. To obtain information on the database and hardware requirements or to order the software and CD-ROM, contact the US Army Training Support Center, ATTN: ATISD, Fort Eustis, Virginia 23605-5166. Information is also available by calling DSN 927-4166 or commercial (804) 878-4166.

1-8. **Conducting Training.** Effective training requires the personal time, energy, and guidance of commanders. Commanders must personally observe and assess training at all echelons. Their specific emphasis is on training one level down and evaluating two levels down. For example, battalion-level commanders train company commanders with their companies and evaluate platoon leaders with their platoons. Company commanders train platoon leaders with their platoons and evaluate section, squad, team, and crew leaders with their units. This MTP facilitates planning, preparation, and execution of unit training in a logical and efficient manner. The following discussion summarizes procedures and considerations for each step in the methodology.

a. *Plan the Training.* Planning links the unit METL and the execution of battle-focused training. It is a centralized process that aligns training priorities with wartime requirements at all levels within the unit. Although there are other training requirements, battle focus allows the leader to narrow his scope of planning to wartime-mission essential tasks. As in tactical operations, planning lays the foundation for successful execution of the platoon's training plan. The following discussion covers several aspects of the planning process.

(1) Planning for the platoon training program involves company, platoon, and squad leaders.

(a) The company commander is the primary trainer of all the platoons within the company. He is responsible for developing a comprehensive, long-term training strategy encompassing a variety of training events, such as FTXs and STXs. Based on the unit's METL, the commander makes an initial assessment of the entire company to identify systemic weaknesses. He then develops a training focus and specifies the individual and collective tasks he wants to train and evaluate.

(b) The platoon leader focuses on leader training and on collective training. Platoons should be able to perform all collective tasks according to standards and guidelines provided in this MTP, FM 3-21.71(7-7J), and unit tactical standard operating procedures (TSOPs). To accomplish this, platoons can plan and execute limited STXs before taking part in company training; these exercises can increase the confidence level of platoons and squads and provide valuable operational experience. In addition, the platoon leader can use operation

order (OPORD) drills to ensure his subordinate leaders have a basic understanding of the tasks they must execute.

(2) In developing the platoon-training plan, leaders at all levels should adhere to the principles outlined in FM 7-0 (25-100) and FM 7-1 (25-101). They should also use this MTP as a guide, employing the following development tools:

(a) Chapter 3 includes mission outlines that can help unit leaders develop individualized training programs that reflect their current METL. These plans are adjustable, allowing leaders to tailor STXs to their needs.

(b) Chapter 4 includes outlines for the sample exercises. Example STXs contain a scenario for an offensive mission and for a defensive mission.

(c) Chapter 5 contains T&EOs for collective tasks that support critical wartime operations.

(d) Chapter 6 provides guidance for planning and conducting evaluations of platoon training exercises.

Training Note: An important tool in the development of the platoon-training plan is the SATS. Refer to the discussion in paragraph 1-6 for more information on this computer-based reference data.

(3) There is never enough time to train all tasks. In developing training plans, leaders must prioritize the tasks that require training, focusing on their unit's largest operational challenges and most difficult sustainment skills. Before training begins, the platoon leader should conduct a training meeting with the subordinate leaders to analyze training requirements and prioritize tasks. This kind of session can also help to identify weak areas that require the attention of trainers and leaders.

(4) Once unit leaders have identified the tasks to be trained, they must integrate them into a training schedule. The platoon leader can use the procedure outlined in the following paragraphs:

(a) List the tasks according to priority and how often they need to be trained.

(b) Determine the amount of time required and decide how to use multi-echelon training.

(c) Determine the site for training.

(d) Determine who will be responsible for what. The leader of the element being trained must always be involved.

(e) Organize the platoon's needs into blocks of time and required training resources, such as ammunition, multiple-integrated laser engagement system (MILES) equipment, and suitable training areas.

(5) The platoon leader may submit a list of the tasks and related training events he has selected to the company commander. The company commander in-turn develops his own list, but he must review the platoon leader's recommendations. Once the company commander has approved the list of tasks and related training events, he includes them on the unit's training schedule. He must be sure to allocate sufficient preparation time to the platoons.

(6) With his recommendations for training events, the platoon leader must also submit the list of resources he will need, providing the company headquarters with sufficient time for acquisition and coordination. The company must coordinate resource requirements with the battalion.

ARTEP 7-12-MTP

b. *Train and Certify Leaders.* This is the most important step of conducting training and covers all trainers, evaluators, and leaders involved in unit training.

(1) The proficiency and preparedness of the evaluation team affects the quality of training and the proficiency that units gain at the training site. Before execution of training, unit leaders must certify all trainers and subordinate leaders to ensure their technical and tactical proficiency in relation to the unit they will be training and evaluating. This procedure can be accomplished using a series of leader professional development sessions followed by certification exercises, TEWTs, or examinations. These can take the form of written examinations and or sand table evaluations.

Training Note: Trainers should have held the position of the individuals they are selected to evaluate.

(2) The leaders within the platoon must also undergo training before the platoon takes part in a collective training exercise. Battalion and company commanders must ensure that the platoon leader is able to perform the required leader tasks in support of the team's collective tasks. Consequently, the platoon leader is responsible for training his subordinate leaders on the individual tasks required to support the collective tasks.

c. *Reconnoiter the Site.* After trainers and evaluators are certified, the unit leader and the evaluation team must make a site reconnaissance of the area where the exercise will be conducted. At this point, they can begin to develop graphic control measures for the exercise. The unit leader and evaluation team also conducts a terrain analysis to identify all key terrain and the following locations:

- STX lanes.
- OPFOR positions.
- Assembly areas (AAs).
- Leader training sites.
- After-action review (AAR) sites.
- Logistical support locations.
- Command post (CP) locations.
- Retraining areas.

d. *Issue the Plan.* After planning and coordination are completed and the training event begins, the platoon leader receives the OPORD and begins planning. (Planning can be completed before the exercise using a separate planning exercise.) While he formulates his plan, the rest of the platoon conducts the various activities of the troop-leading process, including squad training in preparation for the exercise. The trainer and or company commander evaluates the platoon leader on his understanding of the OPORD, requiring him to give a confirmation brief on the order. This procedure ensures that the platoon leader is ready to issue the OPORD to his subordinate leaders. It will also test his ability to understand oral orders and build his confidence before approaching his subordinate leaders to issue the order.

e. *Rehearse.* The value of this step should never be underestimated. Rehearsals are a critical part of every training exercise. Units must never bypass rehearsals to save time or resources. Trainers and company commander must plan for platoon rehearsals and ensure they are conducted as parts of the platoon's troop-leading procedures. A well planned, efficiently run rehearsal can accomplish the following:

- Reinforce earlier training and increase proficiency in the critical tasks to be evaluated.
- Reveal weaknesses or problems in the plan.
- Synchronize the actions of the platoon.
- Confirm coordination between the platoon and adjacent units.

- Improve each leader's understanding of the concept of the operation, the fire plan, the anticipated contingencies, and the possible actions and reactions for various situations that may arise during the operation.

f. *Execute.* The platoon should initiate a training exercise only when it has a clear understanding of how to execute the mission. The trainer makes this determination at the conclusion of the rehearsals. At that point, he either allows the platoon to execute the task or continues with additional rehearsals, focusing on leader training. During the execution phase, the trainer conducts a detailed evaluation for use during the AAR, which is conducted immediately following the exercise. Evaluations are conducted based on the GO or NO-GO criteria described in Chapter 5 of this MTP. Trainers provide the participants with a rating for each task trained during the exercise.

g. *Conduct the After-Action Review.* At the conclusion of the exercise, the platoon receives a complete AAR from the trainer. The AAR, which focuses on the training objectives and standards, is a professional discussion that requires the active participation of those being trained. This structured review process allows training participants to discover for themselves what happened, why it happened, and how the unit can improve its performance. Based on the platoon's performance, the trainer recommends to the next higher commander whether the team will require retraining to meet the standards.

h. *Conduct Retraining.* Based on the evaluation results, the platoon must undergo retraining on each task for which it receives a NO-GO rating. Trainers and leaders develop a training program to meet these specific requirements. The team can then be reevaluated, either immediately at the exercise site or at a later date.

Training Note: Battle focus derives peacetime training requirements from wartime missions. It guides the planning, execution, and assessment of the platoon's training programs to ensure the unit trains as it is going to fight. Battle focus is critical throughout the entire training process. Unit leaders use it to allocate resources for training based on wartime operation requirements. Also, unit leaders can recognize that a unit cannot attain proficiency to standard on every task because of time or resource constraints. A successful training program is achievable, however, by narrowing the focus to a reduced number of vital tasks that are essential to mission accomplishment.

1-9. **Force Protection (Safety).** Risk assessment is the thought process of making operations safe without compromising the mission. Unit leaders must continuously perform a risk assessment of conditions under which training is conducted to prevent the unnecessary loss of soldiers and equipment. The degree of risk varies with the conditions at the time of training. For example, have the soldiers done the training before? Will the training be done for the first time at night? Are the soldiers fatigued? In reality, risk management is smart decision-making.

a. A well-trained unit is normally accident free; however, accidents can occur through no fault of the soldier or equipment operator. Most accidents result from inadequately trained, unsupervised, or complacent personnel.

b. Training must be tough, realistic, and safe. Unit leaders must consider the following points as they integrate risk assessment into their training:

- Accept no unnecessary risks.
- Make risk decisions at the proper level.
- Accept risks if mission benefits outweigh the costs.

c. It is important to remember that the commander is the safety officer, but all soldiers and leaders are responsible for safe training. All leaders must do the following:

- Identify the risks using the factors of mission, enemy, terrain and weather, troops and support available, time available, and civil considerations (METT-TC).

ARTEP 7-12-MTP

- Assess possible loss, cost, and probability.
- Make decisions and develop controls to reduce risks.
- Implement controls by integrating them into plans, orders, TSOPs, training performance standards, and rehearsals.
- Supervise and enforce safety controls and standards at all times. (Leaders should make on-the-spot corrections when an unsafe act is observed.)

d. Leaders use the safety checklist of the US Army Safety Center, Fort Rucker, Alabama, in conjunction with local unit safety checklists, to enhance the overall safety practices of soldiers during training.

1-10. **Environmental Protection.** Environmental planning includes identifying environmental risks posed by an operation and considering ways to reduce those risks during long-, short-, and near-term planning. The battalion staff may produce an environmental-protection level matrix similar to the example in Figure 1-2. This matrix ties directly into risk assessment. All leaders, trainers, and soldiers must comply with the environmental laws and regulations. The leader must identify the environmental risks associated with training individual and collective tasks. Trainers must work to reduce and avoid damage to training areas and environment caused by realistic training. Environmental risk management parallels safety risk management and is based on the same philosophy as safety risk management. Environmental risk management consists of the following steps:

- Identify Hazards.* Identify the potential sources for environmental degradation during the analysis of the factors of METT-TC. This requires identification of environmental hazards. An environmental hazard is a condition with the potential for polluting air, soil, or water and or destroying cultural and or historical artifacts.
- Assess Hazards.* Analyze the potential severity of environmental degradation by using the environmental risk assessment matrixes in TC 5-400. The severity of environmental degradation is considered when determining the potential effect an operation may have on the environment. The risk effect value is defined as an indicator of the severity of environmental degradation. Quantify the risk to the environment resulting from the operation as extremely high, medium, or low, using the environmental assessment matrixes.
- Make Environmental Risk Decisions.* Make decisions and develop measures to reduce high-environmental risks.
- Brief Chain of Command.* Brief the chain of command (to include installation environmental office, if applicable) about proposed plans and pertinent high-risk environmental matrixes. Risk decisions are made at a level of command that corresponds to the degree of risk.
- Implement Controls.* Implement environmental protection measures by integrating them into plans, orders, TSOPs, training performance standards, and rehearsals.
- Supervise.* Supervise/enforce environmental protection standards.

Note: The battalion staff may produce an environmental-protection level matrix similar to the example in Figure 1-2. This matrix ties directly into risk assessment.

Environmental Protection Level				
	Level 1	Level 2	Level 3	Level 4
1. Waste Management				
Human waste	Unit TSOP	Slit trench	Burnout latrine	Sanitary sewer
Solid waste	Unit TSOP	Unit incineration or burial	Incineration	Landfill
Medical waste	Unit TSOP	Field collection, consolidate disposal	US or host Nation (HN) approved disposal methods	Same
10Hazardous waste	Unit TSOP	Field collection, consolidate disposal	Unit collection point, classify, label, DLA contract	Resource Conservation and Recovery Act (RCRA) or HN procedures
2. Hazardous Materials				
Water	Unit TSOP	Spill response, report any water contamination	HM tracking, spill response, report spills over 50 gallons	Spill prevention plans, response teams
3. Natural Resources				
Water	Unit TSOP	Unit TSOP	Erosion control	No degradation of water due to erosion or effluent
Vegetation	Unit TSOP	Restriction on camouflage	Clearing in excess of 100 acres requires joint task force (JTF) approval	Clearing requires environmental assessment
Air	Unit TSOP	Dust suppression nonhazardous only	Control open fires, fugitive dust	Controls on incineration and traffic
Wildlife	Unit TSOP	Unit TSOP	Note and avoid specific habitats	Taking species prohibited
4. Cultural and Historical Resources				
	Unit TSOP	Minimize damage if possible	Division-level approval required for operations in area	JTF approval required for operations in area

Figure 1-2. Notional environmental protection matrix.

1-11. **Evaluation.** Evaluations can be internal or external. Internal evaluations are conducted at all levels, and they must be inherent in all training. External evaluations are formal and are usually conducted by the headquarters two levels above the unit. Chapter 6 describes how to set up an external evaluation.

- a. *Use of Training and Evaluation Outlines.* In addition to their role as a training guide, the T&EOs in Chapter 5 provide the criteria for evaluating the unit. The task standard statement in each task outline describes how well the unit must perform the task steps and performance measures to receive a GO rating for the task.

ARTEP 7-12-MTP

b. *Simultaneous Training and Evaluation.* The heart of the MTP concept is simultaneous training and evaluation. Every training exercise provides evaluation feedback; at the same time, every evaluation is a training session. For the program to work effectively, trainers must always evaluate training as it is being executed. A common deficiency is the failure to evaluate each task each time it is performed. Leaders should emphasize direct, on-the-spot evaluations. Correcting poor performance during individual or small group training is easy. Outside evaluators usually make this unfeasible for higher level exercises. Leaders should plan AARs at frequent and logical intervals during exercises. This technique allows the platoon leader to correct performance shortcomings while they are still fresh in everyone's mind.

c. *Nuclear, Biological, and Chemical Evaluations.* Training plans should include evaluations of each task and exercise under nuclear, biological, and chemical conditions. Consider conducting at least one iteration of each training event in mission-oriented protective posture gear.

1-12. **Feedback.** Recommendations for improvement of this MTP are requested. Feedback will help ensure that this MTP answers the training needs of units in the field. Send DA Form 2028 comments to the address reflected in the third paragraph of the preface.

CHAPTER 2

Training Matrixes

Note: Given both the size and infantry task/equipment orientation of the individual task database that would be produced by the MTP database report generator, this matrix will not be generated for battalion and brigade MTPs. The battalion and brigade commanders and leaders are encouraged to review the appropriate MOS STPs that support individual training in the various staff sections.

2-1. **General.** The training Matrix assists the commander in planning the training of his unit's personnel.

2-2. **Mission to Collective Tasks Matrix.** This matrix (Figure 2-2), identifies the missions and their supporting collective tasks. The tasks are listed under the appropriate BOS, which are indicated by an **X** in the matrix. The BOS used in this matrix are defined in TRADOC Pam 11-9. A specific mission is trained by identifying collective tasks in the vertical column for the mission. Based on the proficiency of the unit, training is focused on operational weaknesses. The mission identification table listed below (Figure 2-1) provides mission identification for the unit.

Mission Identification Table	
<u>Mission Title</u>	
• Defense	(DEFENSE)
• Generic Mission	(GENERIC MISSION)
• Offense	(OFFENSE)
• Reconnaissance and Security	(RECONNAISSANCE AND SECURITY)
• Retrograde	(RETROGRADE)
• Stability	(STABILITY)
• Support	(SUPPORT)

Figure 2-1. Mission identification table.

Collective Tasks	DEFENSE	GENERIC MISSION	OFFENSE	RECONNAISSANCE AND SECURITY
Develop Intelligence				
07-2-2009	Conduct a Route Reconnaissance (Infantry Company)			X
07-2-2018	Conduct an Area or Zone Reconnaissance (Infantry Company)			X
07-2-2027	Establish Observation Posts (Infantry Company)	X		
07-2-2045	Operate in an Electronic Warfare Environment (Infantry Company)	X		
07-2-2054	Reconnoiter a Built-up Area (Infantry Company)			X

ARTEP 7-12-MTP

Collective Tasks		DEFENSE	GENERIC MISSION	OFFENSE	RECONNAISSANCE AND SECURITY
07-2-2072	Report Tactical Information (Infantry Company)		X		
Deploy/Conduct Maneuver					
07-2-1000	Conduct an Attack (Infantry Company)			X	
07-2-1018	Conduct a Bypass (Infantry Company)			X	
07-2-1027	Conduct a Cordon and Search in a Built-up Area (Infantry Company)		X		
07-2-1045	Conduct a Defense (Infantry Company)	X			
07-2-1054	Conduct a Delay (Antiarmor/Infantry Company)				
07-2-1063	Conduct a Guard Mission (Infantry Company)			X	
07-2-1081	Conduct a Link-up (Infantry Company)		X		
07-2-1090	Conduct a Movement to Contact (Antiarmor/Infantry Company)			X	
07-2-1108	Conduct a Passage of Lines as the Passing Unit (Infantry Company)		X		
07-2-1126	Conduct a Passage of Lines as the Stationary Unit (Infantry Company)		X		
07-2-1135	Conduct a Raid (Infantry Company)			X	
07-2-1153	Conduct a Deliberate Relief in Place (Infantry Company)		X		
07-2-1171	Conduct a Screen (Infantry Company)				X
07-2-1189	Conduct a Tactical Road March (Infantry Company) (Dismounted)	X		X	X
07-2-1198	Conduct a Tactical Road March (Infantry/Headquarters Company) (Mounted)	X		X	X
07-2-1216	Conduct a Withdrawal (Infantry Company)		X		
07-2-1243	Conduct an Ambush (Infantry Company)			X	
07-2-1256	Conduct an Attack by Fire (Antiarmor/Infantry Company)			X	
07-2-1261	Conduct an Attack of a Built-up Area (Infantry Company)			X	

Collective Tasks		DEFENSE	GENERIC MISSION	OFFENSE	RECONNAISSANCE AND SECURITY
07-2-1270	Conduct an Infiltration or Exfiltration (Infantry Company)		X		
07-2-1279	Conduct Convoy Escort (Antiarmor/Infantry Company)		X		
07-2-1297	Conduct Hasty Displacement (Antiarmor/Infantry Company)		X		
07-2-1315	Conduct Patrol Operations (Infantry Company)		X		
07-2-1324	Conduct Area Security Operations				X
07-2-1333	Conduct Stay-behind Operations (Infantry Company)		X		
07-2-1342	Conduct Tactical Movement (Infantry Company)		X		
07-2-1351	Conduct Tactical Movement in a Built-up Area (Infantry Company)		X		
07-2-1360	Control Civil Disturbance Operations (Antiarmor/Infantry Company)		X		
07-2-1369	Cross a Water Obstacle (Dismounted) (Infantry Company)		X		
07-2-1378	Defend in an Urban Environment (Infantry Company)	X			
07-2-1387	Employ a Reserve Force (Infantry Company)			X	
07-2-1396	Employ Obstacles (Infantry Company)		X		
07-2-1405	Establish a Base Camp (Infantry Company)		X		
07-2-1414	Establish Checkpoints and or Roadblocks (Antiarmor/Infantry Company)				
07-2-1423	Perform Deployment or Redeployment Activities (Antiarmor/Infantry/Headquarters Company)		X		
07-2-1432	React to Snipers (Infantry Company)		X		
07-2-1450	Secure Routes (Infantry Company)		X		
07-2-1468	Take Action on Contact (Infantry Company)			X	
07-2-1477	Breach an Obstacle (Infantry Company)			X	

ARTEP 7-12-MTP

Collective Tasks		DEFENSE	GENERIC MISSION	OFFENSE	RECONNAISSANCE AND SECURITY
07-2-1486	Conduct Operations with Armored or Mechanized Infantry Vehicles in an Urban Environment (Infantry Company)		X		
07-2-1495	Perform Air Assault Operations (Antiarmor/Infantry Company)		X		
Employ Firepower					
07-2-3000	Conduct Overwatch and or Support by Fire (Infantry Company)			X	
07-2-3018	Employ Snipers (Infantry Company, Brigade Combat Team)				
07-2-3027	Integrate Direct Fires (Infantry Company)		X		
07-2-3036	Integrate Indirect Fire Support (Infantry Company)		X		
Protect the Force					
07-2-6000	Conduct Active Air Defense Measures Against Hostile Aircraft (Infantry Company)	X		X	X
07-2-6018	Conduct Passive Air Defense Measures (Infantry Company)		X		
07-2-6036	Cross an NBC Contaminated Area (Infantry Company)		X		
07-2-6045	Employ Camouflage, Concealment, and Deception Techniques (Infantry Company)			X	
07-2-6063	Maintain Operations Security (Infantry Company)		X		
07-2-6081	Prepare for a Chemical Attack (Infantry Company)		X		
07-2-6099	Prepare for a Nuclear Attack (Infantry Company)		X		
07-2-6117	React to a Chemical Attack (Infantry Company)		X		
07-2-6135	Respond to the Initial Effects of a Nuclear Attack (Infantry Company)		X		
07-2-6144	Conduct Operational Decontamination (Antiarmor/Infantry Company)		X		
Perform CSS and Sustainment					

Collective Tasks		DEFENSE	GENERIC MISSION	OFFENSE	RECONNAISSANCE AND SECURITY
07-2-4000	Conduct Resupply Operations (Antiarmor/Infantry Company)		X		
07-2-4009	Destroy Unit Vehicles and Equipment (Infantry/Headquarters Company)				
07-2-4027	Handle Enemy Prisoners of War (Infantry Company)				
07-2-4045	Process Captured Documents and Equipment (Infantry Company)		X		
07-2-4054	Secure Civilians During Operations (Antiarmor/Infantry Company)		X		
07-2-4063	Treat and Evacuate Casualties (Antiarmor/Infantry Company)		X		
Exercise Command and Control					
07-2-5009	Conduct a Rehearsal (Infantry Company)	X		X	X
07-2-5027	Conduct Consolidation and Reorganization (Infantry Company)		X		
07-2-5036	Conduct Coordination (Infantry Company)		X		
07-2-5045	Conduct Negotiations (Infantry Company)		X		
07-2-5063	Conduct Risk Management (Infantry Company)		X		
07-2-5081	Conduct Troop-leading Procedures (Infantry Company)		X		
07-2-5090	Establish Communications (Infantry Company)		X		
07-2-5126	Occupy an Assembly Area (Infantry Company)		X		
07-2-5135	Operate a Command Post (Antiarmor/Infantry Company)		X		
07-2-5153	Prepare for Combat (Infantry Company)		X		

ARTEP 7-12-MTP

Collective Tasks		RETROGRADE	STABILITY	SUPPORT
Develop Intelligence				
07-2-2009	Conduct a Route Reconnaissance (Infantry Company)			
07-2-2018	Conduct an Area or Zone Reconnaissance (Infantry Company)			
07-2-2027	Establish Observation Posts (Infantry Company)			
07-2-2045	Operate in an Electronic Warfare Environment (Infantry Company)			
07-2-2054	Reconnoiter a Built-up Area (Infantry Company)			
07-2-2072	Report Tactical Information (Infantry Company)			
Deploy/Conduct Maneuver				
07-2-1000	Conduct an Attack (Infantry Company)			
07-2-1018	Conduct a Bypass (Infantry Company)			
07-2-1027	Conduct a Cordon and Search in a Built-up Area (Infantry Company)			
07-2-1045	Conduct a Defense (Infantry Company)			
07-2-1054	Conduct a Delay (Antiarmor/Infantry Company)	X		
07-2-1063	Conduct a Guard Mission (Infantry Company)			
07-2-1081	Conduct a Link-up (Infantry Company)			
07-2-1090	Conduct a Movement to Contact (Antiarmor/Infantry Company)			
07-2-1108	Conduct a Passage of Lines as the Passing Unit (Infantry Company)			
07-2-1126	Conduct a Passage of Lines as the Stationary Unit (Infantry Company)			
07-2-1135	Conduct a Raid (Infantry Company)			
07-2-1153	Conduct a Deliberate Relief in Place (Infantry Company)			
07-2-1171	Conduct a Screen (Infantry Company)			
07-2-1189	Conduct a Tactical Road March (Infantry Company) (Dismounted)	X	X	X

Collective Tasks		RETROGRADE	STABILITY	SUPPORT
07-2-1198	Conduct a Tactical Road March (Infantry/ Headquarters Company) (Mounted)	X	X	
07-2-1216	Conduct a Withdrawal (Infantry Company)			
07-2-1243	Conduct an Ambush (Infantry Company)			
07-2-1256	Conduct an Attack by Fire (Antiarmor/Infantry Company)			
07-2-1261	Conduct an Attack of a Built-up Area (Infantry Company)			
07-2-1270	Conduct an Infiltration or Exfiltration (Infantry Company)			
07-2-1279	Conduct Convoy Escort (Antiarmor/Infantry Company)			
07-2-1297	Conduct Hasty Displacement (Antiarmor/Infantry Company)			
07-2-1315	Conduct Patrol Operations (Infantry Company)			
07-2-1324	Conduct Area Security Operations			
07-2-1333	Conduct Stay-behind Operations (Infantry Company)			
07-2-1342	Conduct Tactical Movement (Infantry Company)			
07-2-1351	Conduct Tactical Movement in a Built-up Area (Infantry Company)			
07-2-1360	Control Civil Disturbance Operations (Antiarmor/ Infantry Company)			
07-2-1369	Cross a Water Obstacle (Dismounted) (Infantry Company)			
07-2-1378	Defend in an Urban Environment (Infantry Company)			
07-2-1387	Employ a Reserve Force (Infantry Company)			
07-2-1396	Employ Obstacles (Infantry Company)			
07-2-1405	Establish a Base Camp (Infantry Company)			
07-2-1414	Establish Checkpoints and or Roadblocks (Antiarmor/Infantry Company)		X	X

ARTEP 7-12-MTP

Collective Tasks		RETROGRADE	STABILITY	SUPPORT
07-2-1423	Perform Deployment or Redeployment Activities (Antiarmor/Infantry/Headquarters Company)			
07-2-1432	React to Snipers (Infantry Company)			
07-2-1450	Secure Routes (Infantry Company)			
07-2-1468	Take Action on Contact (Infantry Company)			
07-2-1477	Breach an Obstacle (Infantry Company)			
07-2-1486	Conduct Operations with Armored or Mechanized Infantry Vehicles in an Urban Environment (Infantry Company)			
07-2-1495	Perform Air Assault Operations (Antiarmor/Infantry Company)			
Employ Firepower				
07-2-3000	Conduct Overwatch and or Support by Fire (Infantry Company)			
07-2-3018	Employ Snipers (Infantry Company, Brigade Combat Team)			
07-2-3027	Integrate Direct Fires (Infantry Company)			
07-2-3036	Integrate Indirect Fire Support (Infantry Company)			
Protect the Force				
07-2-6000	Conduct Active Air Defense Measures Against Hostile Aircraft (Infantry Company)	X	X	
07-2-6018	Conduct Passive Air Defense Measures (Infantry Company)			
07-2-6036	Cross an NBC Contaminated Area (Infantry Company)			
07-2-6045	Employ Camouflage, Concealment, and Deception Techniques (Infantry Company)			
07-2-6063	Maintain Operations Security (Infantry Company)			
07-2-6081	Prepare for a Chemical Attack (Infantry Company)			
07-2-6099	Prepare for a Nuclear Attack (Infantry Company)			

Collective Tasks		RETROGRADE	STABILITY	SUPPORT
07-2-6117	React to a Chemical Attack (Infantry Company)			
07-2-6135	Respond to the Initial Effects of a Nuclear Attack (Infantry Company)			
07-2-6144	Conduct Operational Decontamination (Antiarmor/Infantry Company)			
Perform CSS and Sustainment				
07-2-4000	Conduct Resupply Operations (Antiarmor/Infantry Company)			
07-2-4009	Destroy Unit Vehicles and Equipment (Infantry/Headquarters Company)			
07-2-4027	Handle Enemy Prisoners of War (Infantry Company)			
07-2-4045	Process Captured Documents and Equipment (Infantry Company)			
07-2-4054	Secure Civilians During Operations (Antiarmor/Infantry Company)			
07-2-4063	Treat and Evacuate Casualties (Antiarmor/Infantry Company)			
Exercise Command and Control				
07-2-5009	Conduct a Rehearsal (Infantry Company)	X	X	X
07-2-5027	Conduct Consolidation and Reorganization (Infantry Company)			
07-2-5036	Conduct Coordination (Infantry Company)			
07-2-5045	Conduct Negotiations (Infantry Company)			
07-2-5063	Conduct Risk Management (Infantry Company)			
07-2-5081	Conduct Troop-leading Procedures (Infantry Company)			
07-2-5090	Establish Communications (Infantry Company)			
07-2-5126	Occupy an Assembly Area (Infantry Company)			
07-2-5135	Operate a Command Post (Antiarmor/Infantry Company)			
07-2-5153	Prepare for Combat (Infantry Company)			

Figure 2-2. Collective Task to Missions.

2-3. Supporting References to Collective Tasks Matrix. This matrix (Figure 2-3) identifies references that provide additional information on each of the Collective Tasks.

Collective Tasks		DA FORM 1155	DA FORM 1156	DA FORM 1355-1-R	DA FORM 1380
Develop Intelligence					
07-2-2009	Conduct a Route Reconnaissance (Infantry Company)				
07-2-2018	Conduct an Area or Zone Reconnaissance (Infantry Company)				
07-2-2027	Establish Observation Posts (Infantry Company)				
07-2-2045	Operate in an Electronic Warfare Environment (Infantry Company)				
07-2-2054	Reconnoiter a Built-up Area (Infantry Company)				
07-2-2072	Report Tactical Information (Infantry Company)				
Deploy/Conduct Maneuver					
07-2-1000	Conduct an Attack (Infantry Company)				
07-2-1018	Conduct a Bypass (Infantry Company)				
07-2-1027	Conduct a Cordon and Search in a Built-up Area (Infantry Company)				
07-2-1045	Conduct a Defense (Infantry Company)				
07-2-1054	Conduct a Delay (Antiarmor/Infantry Company)				
07-2-1063	Conduct a Guard Mission (Infantry Company)				
07-2-1081	Conduct a Link-up (Infantry Company)				
07-2-1090	Conduct a Movement to Contact (Antiarmor/Infantry Company)				
07-2-1108	Conduct a Passage of Lines as the Passing Unit (Infantry Company)				
07-2-1126	Conduct a Passage of Lines as the Stationary Unit (Infantry Company)				
07-2-1135	Conduct a Raid (Infantry Company)				
07-2-1153	Conduct a Deliberate Relief in Place (Infantry Company)				

Collective Tasks		DA FORM 1155	DA FORM 1156	DA FORM 1355-1-R	DA FORM 1380
07-2-1171	Conduct a Screen (Infantry Company)				
07-2-1189	Conduct a Tactical Road March (Infantry Company) (Dismounted)				
07-2-1198	Conduct a Tactical Road March (Infantry/ Headquarters Company) (Mounted)				
07-2-1216	Conduct a Withdrawal (Infantry Company)				
07-2-1243	Conduct an Ambush (Infantry Company)				
07-2-1256	Conduct an Attack by Fire (Antiarmor/Infantry Company)				
07-2-1261	Conduct an Attack of a Built-up Area (Infantry Company)				
07-2-1270	Conduct an Infiltration or Exfiltration (Infantry Company)				
07-2-1279	Conduct Convoy Escort (Antiarmor/Infantry Company)				
07-2-1297	Conduct Hasty Displacement (Antiarmor/Infantry Company)				
07-2-1315	Conduct Patrol Operations (Infantry Company)				
07-2-1324	Conduct Area Security Operations				
07-2-1333	Conduct Stay-behind Operations (Infantry Company)				
07-2-1342	Conduct Tactical Movement (Infantry Company)				
07-2-1351	Conduct Tactical Movement in a Built-up Area (Infantry Company)				
07-2-1360	Control Civil Disturbance Operations (Antiarmor/ Infantry Company)				
07-2-1369	Cross a Water Obstacle (Dismounted) (Infantry Company)				
07-2-1378	Defend in an Urban Environment (Infantry Company)				
07-2-1387	Employ a Reserve Force (Infantry Company)				
07-2-1396	Employ Obstacles (Infantry Company)			X	
07-2-1405	Establish a Base Camp (Infantry Company)				

ARTEP 7-12-MTP

Collective Tasks		DA FORM 1155	DA FORM 1156	DA FORM 1355-1-R	DA FORM 1380
07-2-1414	Establish Checkpoints and or Roadblocks (Antiarmor/Infantry Company)				
07-2-1423	Perform Deployment or Redeployment Activities (Antiarmor/Infantry/Headquarters Company)				
07-2-1432	React to Snipers (Infantry Company)				
07-2-1450	Secure Routes (Infantry Company)				
07-2-1468	Take Action on Contact (Infantry Company)				
07-2-1477	Breach an Obstacle (Infantry Company)				
07-2-1486	Conduct Operations with Armored or Mechanized Infantry Vehicles in an Urban Environment (Infantry Company)				
07-2-1495	Perform Air Assault Operations (Antiarmor/Infantry Company)				
Employ Firepower					
07-2-3000	Conduct Overwatch and or Support by Fire (Infantry Company)				
07-2-3018	Employ Snipers (Infantry Company, Brigade Combat Team)				
07-2-3027	Integrate Direct Fires (Infantry Company)				
07-2-3036	Integrate Indirect Fire Support (Infantry Company)				
Protect the Force					
07-2-6000	Conduct Active Air Defense Measures Against Hostile Aircraft (Infantry Company)				
07-2-6005	Operate in an NBC Environment (Antiarmor/Infantry/Headquarters Company)				
07-2-6018	Conduct Passive Air Defense Measures (Infantry Company)				
07-2-6036	Cross an NBC Contaminated Area (Infantry Company)				
07-2-6045	Employ Camouflage, Concealment, and Deception Techniques (Infantry Company)				

Collective Tasks		DA FORM 1155	DA FORM 1156	DA FORM 1355-1-R	DA FORM 1380
07-2-6063	Maintain Operations Security (Infantry Company)				
07-2-6081	Prepare for a Chemical Attack (Infantry Company)				
07-2-6099	Prepare for a Nuclear Attack (Infantry Company)				
07-2-6117	React to a Chemical Attack (Infantry Company)				
07-2-6135	Respond to the Initial Effects of a Nuclear Attack (Infantry Company)				
07-2-6144	Conduct Operational Decontamination (Antiarmor/Infantry Company)				
Perform CSS and Sustainment					
07-2-4000	Conduct Resupply Operations (Antiarmor/Infantry Company)				
07-2-4009	Destroy Unit Vehicles and Equipment (Infantry/Headquarters Company)				
07-2-4027	Handle Enemy Prisoners of War (Infantry Company)				
07-2-4045	Process Captured Documents and Equipment (Infantry Company)				
07-2-4054	Secure Civilians During Operations (Antiarmor/Infantry Company)				
07-2-4063	Treat and Evacuate Casualties (Antiarmor/Infantry Company)	X	X		X
Exercise Command and Control					
07-2-5009	Conduct a Rehearsal (Infantry Company)				
07-2-5027	Conduct Consolidation and Reorganization (Infantry Company)				
07-2-5036	Conduct Coordination (Infantry Company)				
07-2-5045	Conduct Negotiations (Infantry Company)				
07-2-5063	Conduct Risk Management (Infantry Company)				
07-2-5081	Conduct Troop-leading Procedures (Infantry Company)				

ARTEP 7-12-MTP

Collective Tasks		DA FORM 1155	DA FORM 1156	DA FORM 1355-1-R	DA FORM 1380
07-2-5090	Establish Communications (Infantry Company)				
07-2-5126	Occupy an Assembly Area (Infantry Company)				
07-2-5135	Operate a Command Post (Antiarmor/Infantry Company)				
07-2-5153	Prepare for Combat (Infantry Company)				

Collective Tasks		DA FORM 5976	DVC 08-04	DVC 08-05A	DVC 08-06
Develop Intelligence					
07-2-2009	Conduct a Route Reconnaissance (Infantry Company)				
07-2-2018	Conduct an Area or Zone Reconnaissance (Infantry Company)				
07-2-2027	Establish Observation Posts (Infantry Company)				
07-2-2045	Operate in an Electronic Warfare Environment (Infantry Company)				
07-2-2054	Reconnoiter a Built-up Area (Infantry Company)				
07-2-2072	Report Tactical Information (Infantry Company)				
Deploy/Conduct Maneuver					
07-2-1000	Conduct an Attack (Infantry Company)				
07-2-1018	Conduct a Bypass (Infantry Company)				
07-2-1027	Conduct a Cordon and Search in a Built-up Area (Infantry Company)				
07-2-1045	Conduct a Defense (Infantry Company)				
07-2-1054	Conduct a Delay (Antiarmor/Infantry Company)				
07-2-1063	Conduct a Guard Mission (Infantry Company)				
07-2-1081	Conduct a Link-up (Infantry Company)				
07-2-1090	Conduct a Movement to Contact (Antiarmor/Infantry Company)				
07-2-1108	Conduct a Passage of Lines as the Passing Unit (Infantry Company)				
07-2-1126	Conduct a Passage of Lines as the Stationary Unit (Infantry Company)				
07-2-1135	Conduct a Raid (Infantry Company)				
07-2-1153	Conduct a Deliberate Relief in Place (Infantry Company)				
07-2-1171	Conduct a Screen (Infantry Company)				
07-2-1189	Conduct a Tactical Road March (Infantry Company) (Dismounted)				

ARTEP 7-12-MTP

Collective Tasks		DA FORM 5976	DVC 08-04	DVC 08-05A	DVC 08-06
07-2-1198	Conduct a Tactical Road March (Infantry/ Headquarters Company) (Mounted)				
07-2-1216	Conduct a Withdrawal (Infantry Company)				
07-2-1243	Conduct an Ambush (Infantry Company)				
07-2-1256	Conduct an Attack by Fire (Antiarmor/Infantry Company)				
07-2-1261	Conduct an Attack of a Built-up Area (Infantry Company)				
07-2-1270	Conduct an Infiltration or Exfiltration (Infantry Company)				
07-2-1279	Conduct Convoy Escort (Antiarmor/Infantry Company)				
07-2-1297	Conduct Hasty Displacement (Antiarmor/Infantry Company)				
07-2-1315	Conduct Patrol Operations (Infantry Company)				
07-2-1324	Conduct Area Security Operations				
07-2-1333	Conduct Stay-behind Operations (Infantry Company)				
07-2-1342	Conduct Tactical Movement (Infantry Company)				
07-2-1351	Conduct Tactical Movement in a Built-up Area (Infantry Company)				
07-2-1360	Control Civil Disturbance Operations (Antiarmor/Infantry Company)				
07-2-1369	Cross a Water Obstacle (Dismounted) (Infantry Company)				
07-2-1378	Defend in an Urban Environment (Infantry Company)				
07-2-1387	Employ a Reserve Force (Infantry Company)				
07-2-1396	Employ Obstacles (Infantry Company)				
07-2-1405	Establish a Base Camp (Infantry Company)				
07-2-1414	Establish Checkpoints and or Roadblocks (Antiarmor/Infantry Company)				

Collective Tasks		DA FORM 5976	DVC 08-04	DVC 08-05A	DVC 08-06
07-2-1423	Perform Deployment or Redeployment Activities (Antiarmor/Infantry/Headquarters Company)				
07-2-1432	React to Snipers (Infantry Company)				
07-2-1450	Secure Routes (Infantry Company)				
07-2-1468	Take Action on Contact (Infantry Company)				
07-2-1477	Breach an Obstacle (Infantry Company)				
07-2-1486	Conduct Operations with Armored or Mechanized Infantry Vehicles in an Urban Environment (Infantry Company)				
07-2-1495	Perform Air Assault Operations (Antiarmor/Infantry Company)				
Employ Firepower					
07-2-3000	Conduct Overwatch and or Support by Fire (Infantry Company)				
07-2-3018	Employ Snipers (Infantry Company, Brigade Combat Team)				
07-2-3027	Integrate Direct Fires (Infantry Company)				
07-2-3036	Integrate Indirect Fire Support (Infantry Company)				
Protect the Force					
07-2-6000	Conduct Active Air Defense Measures Against Hostile Aircraft (Infantry Company)				
07-2-6005	Operate in an NBC Environment (Antiarmor/Infantry/Headquarters Company)				
07-2-6018	Conduct Passive Air Defense Measures (Infantry Company)				
07-2-6036	Cross an NBC Contaminated Area (Infantry Company)				
07-2-6045	Employ Camouflage, Concealment, and Deception Techniques (Infantry Company)				
07-2-6063	Maintain Operations Security (Infantry Company)				
07-2-6081	Prepare for a Chemical Attack (Infantry Company)				

ARTEP 7-12-MTP

Collective Tasks		DA FORM 5976	DVC 08-04	DVC 08-05A	DVC 08-06
07-2-6099	Prepare for a Nuclear Attack (Infantry Company)				
07-2-6117	React to a Chemical Attack (Infantry Company)				
07-2-6135	Respond to the Initial Effects of a Nuclear Attack (Infantry Company)				
07-2-6144	Conduct Operational Decontamination (Antiarmor/Infantry Company)				
Perform CSS and Sustainment					
07-2-4000	Conduct Resupply Operations (Antiarmor/Infantry Company)				
07-2-4009	Destroy Unit Vehicles and Equipment (Infantry/Headquarters Company)				
07-2-4027	Handle Enemy Prisoners of War (Infantry Company)	X			
07-2-4045	Process Captured Documents and Equipment (Infantry Company)				
07-2-4054	Secure Civilians During Operations (Antiarmor/Infantry Company)				
07-2-4063	Treat and Evacuate Casualties (Antiarmor/Infantry Company)		X	X	X
Exercise Command and Control					
07-2-5009	Conduct a Rehearsal (Infantry Company)				
07-2-5027	Conduct Consolidation and Reorganization (Infantry Company)				
07-2-5036	Conduct Coordination (Infantry Company)				
07-2-5045	Conduct Negotiations (Infantry Company)				
07-2-5063	Conduct Risk Management (Infantry Company)				
07-2-5081	Conduct Troop-leading Procedures (Infantry Company)				
07-2-5090	Establish Communications (Infantry Company)				
07-2-5126	Occupy an Assembly Area (Infantry Company)				

Collective Tasks	DA FORM 5976	DVC 08-04	DVC 08-05A	DVC 08-06
07-2-5135 Operate a Command Post (Antiarmor/Infantry Company)				
07-2-5153 Prepare for Combat (Infantry Company)				

ARTEP 7-12-MTP

Collective Tasks		DVC 08-10	DVC 08-11	DVC 08-16	DVC 08-17
Develop Intelligence					
07-2-2009	Conduct a Route Reconnaissance (Infantry Company)				
07-2-2018	Conduct an Area or Zone Reconnaissance (Infantry Company)				
07-2-2027	Establish Observation Posts (Infantry Company)				
07-2-2045	Operate in an Electronic Warfare Environment (Infantry Company)				
07-2-2054	Reconnoiter a Built-up Area (Infantry Company)				
07-2-2072	Report Tactical Information (Infantry Company)				
Deploy/Conduct Maneuver					
07-2-1000	Conduct an Attack (Infantry Company)				
07-2-1018	Conduct a Bypass (Infantry Company)				
07-2-1027	Conduct a Cordon and Search in a Built-up Area (Infantry Company)				
07-2-1045	Conduct a Defense (Infantry Company)				
07-2-1054	Conduct a Delay (Antiarmor/Infantry Company)				
07-2-1063	Conduct a Guard Mission (Infantry Company)				
07-2-1081	Conduct a Link-up (Infantry Company)				
07-2-1090	Conduct a Movement to Contact (Antiarmor/Infantry Company)				
07-2-1108	Conduct a Passage of Lines as the Passing Unit (Infantry Company)				
07-2-1126	Conduct a Passage of Lines as the Stationary Unit (Infantry Company)				
07-2-1135	Conduct a Raid (Infantry Company)				
07-2-1153	Conduct a Deliberate Relief in Place (Infantry Company)				
07-2-1171	Conduct a Screen (Infantry Company)				
07-2-1189	Conduct a Tactical Road March (Infantry Company) (Dismounted)				

Collective Tasks		DVC 08-10	DVC 08-11	DVC 08-16	DVC 08-17
07-2-1198	Conduct a Tactical Road March (Infantry/ Headquarters Company) (Mounted)				
07-2-1216	Conduct a Withdrawal (Infantry Company)				
07-2-1243	Conduct an Ambush (Infantry Company)				
07-2-1256	Conduct an Attack by Fire (Antiarmor/Infantry Company)				
07-2-1261	Conduct an Attack of a Built-up Area (Infantry Company)				
07-2-1270	Conduct an Infiltration or Exfiltration (Infantry Company)				
07-2-1279	Conduct Convoy Escort (Antiarmor/Infantry Company)				
07-2-1297	Conduct Hasty Displacement (Antiarmor/Infantry Company)				
07-2-1315	Conduct Patrol Operations (Infantry Company)				
07-2-1324	Conduct Area Security Operations				
07-2-1333	Conduct Stay-behind Operations (Infantry Company)				
07-2-1342	Conduct Tactical Movement (Infantry Company)				
07-2-1351	Conduct Tactical Movement in a Built-up Area (Infantry Company)				
07-2-1360	Control Civil Disturbance Operations (Antiarmor/ Infantry Company)				
07-2-1369	Cross a Water Obstacle (Dismounted) (Infantry Company)				
07-2-1378	Defend in an Urban Environment (Infantry Company)				
07-2-1387	Employ a Reserve Force (Infantry Company)				
07-2-1396	Employ Obstacles (Infantry Company)				
07-2-1405	Establish a Base Camp (Infantry Company)				
07-2-1414	Establish Checkpoints and or Roadblocks (Antiarmor/Infantry Company)				

ARTEP 7-12-MTP

Collective Tasks		DVC 08-10	DVC 08-11	DVC 08-16	DVC 08-17
07-2-1423	Perform Deployment or Redeployment Activities (Antiarmor/Infantry/Headquarters Company)				
07-2-1432	React to Snipers (Infantry Company)				
07-2-1450	Secure Routes (Infantry Company)				
07-2-1468	Take Action on Contact (Infantry Company)				
07-2-1477	Breach an Obstacle (Infantry Company)				
07-2-1486	Conduct Operations with Armored or Mechanized Infantry Vehicles in an Urban Environment (Infantry Company)				
07-2-1495	Perform Air Assault Operations (Antiarmor/Infantry Company)				
Employ Firepower					
07-2-3000	Conduct Overwatch and or Support by Fire (Infantry Company)				
07-2-3018	Employ Snipers (Infantry Company, Brigade Combat Team)				
07-2-3027	Integrate Direct Fires (Infantry Company)				
07-2-3036	Integrate Indirect Fire Support (Infantry Company)				
Protect the Force					
07-2-6000	Conduct Active Air Defense Measures Against Hostile Aircraft (Infantry Company)				
07-2-6005	Operate in an NBC Environment (Antiarmor/Infantry/Headquarters Company)				
07-2-6018	Conduct Passive Air Defense Measures (Infantry Company)				
07-2-6036	Cross an NBC Contaminated Area (Infantry Company)				
07-2-6045	Employ Camouflage, Concealment, and Deception Techniques (Infantry Company)				
07-2-6063	Maintain Operations Security (Infantry Company)				
07-2-6081	Prepare for a Chemical Attack (Infantry Company)				

Collective Tasks		DVC 08-10	DVC 08-11	DVC 08-16	DVC 08-17
07-2-6099	Prepare for a Nuclear Attack (Infantry Company)				
07-2-6117	React to a Chemical Attack (Infantry Company)				
07-2-6135	Respond to the Initial Effects of a Nuclear Attack (Infantry Company)				
07-2-6144	Conduct Operational Decontamination (Antiarmor/Infantry Company)				
Perform CSS and Sustainment					
07-2-4000	Conduct Resupply Operations (Antiarmor/Infantry Company)				
07-2-4009	Destroy Unit Vehicles and Equipment (Infantry/Headquarters Company)				
07-2-4027	Handle Enemy Prisoners of War (Infantry Company)				
07-2-4045	Process Captured Documents and Equipment (Infantry Company)				
07-2-4054	Secure Civilians During Operations (Antiarmor/Infantry Company)				
07-2-4063	Treat and Evacuate Casualties (Antiarmor/Infantry Company)	X	X	X	X
Exercise Command and Control					
07-2-5009	Conduct a Rehearsal (Infantry Company)				
07-2-5027	Conduct Consolidation and Reorganization (Infantry Company)				
07-2-5036	Conduct Coordination (Infantry Company)				
07-2-5045	Conduct Negotiations (Infantry Company)				
07-2-5063	Conduct Risk Management (Infantry Company)				
07-2-5081	Conduct Troop-leading Procedures (Infantry Company)				
07-2-5090	Establish Communications (Infantry Company)				
07-2-5126	Occupy an Assembly Area (Infantry Company)				

ARTEP 7-12-MTP

Collective Tasks	DVC 08-10	DVC 08-11	DVC 08-16	DVC 08-17
07-2-5135 Operate a Command Post (Antiarmor/Infantry Company)				
07-2-5153 Prepare for Combat (Infantry Company)				

Collective Tasks		DVC 08-18	DVC 08-19	DVC 08-24	DVC 08-37
Develop Intelligence					
07-2-2009	Conduct a Route Reconnaissance (Infantry Company)				
07-2-2018	Conduct an Area or Zone Reconnaissance (Infantry Company)				
07-2-2027	Establish Observation Posts (Infantry Company)				
07-2-2045	Operate in an Electronic Warfare Environment (Infantry Company)				
07-2-2054	Reconnoiter a Built-up Area (Infantry Company)				
07-2-2072	Report Tactical Information (Infantry Company)				
Deploy/Conduct Maneuver					
07-2-1000	Conduct an Attack (Infantry Company)				
07-2-1018	Conduct a Bypass (Infantry Company)				
07-2-1027	Conduct a Cordon and Search in a Built-up Area (Infantry Company)				
07-2-1045	Conduct a Defense (Infantry Company)				
07-2-1054	Conduct a Delay (Antiarmor/Infantry Company)				
07-2-1063	Conduct a Guard Mission (Infantry Company)				
07-2-1081	Conduct a Link-up (Infantry Company)				
07-2-1090	Conduct a Movement to Contact (Antiarmor/Infantry Company)				
07-2-1108	Conduct a Passage of Lines as the Passing Unit (Infantry Company)				
07-2-1126	Conduct a Passage of Lines as the Stationary Unit (Infantry Company)				
07-2-1135	Conduct a Raid (Infantry Company)				
07-2-1153	Conduct a Deliberate Relief in Place (Infantry Company)				
07-2-1171	Conduct a Screen (Infantry Company)				
07-2-1189	Conduct a Tactical Road March (Infantry Company) (Dismounted)				

ARTEP 7-12-MTP

Collective Tasks		DVC 08-18	DVC 08-19	DVC 08-24	DVC 08-37
07-2-1198	Conduct a Tactical Road March (Infantry/ Headquarters Company) (Mounted)				
07-2-1216	Conduct a Withdrawal (Infantry Company)				
07-2-1243	Conduct an Ambush (Infantry Company)				
07-2-1256	Conduct an Attack by Fire (Antiarmor/Infantry Company)				
07-2-1261	Conduct an Attack of a Built-up Area (Infantry Company)				
07-2-1270	Conduct an Infiltration or Exfiltration (Infantry Company)				
07-2-1279	Conduct Convoy Escort (Antiarmor/Infantry Company)				
07-2-1297	Conduct Hasty Displacement (Antiarmor/Infantry Company)				
07-2-1315	Conduct Patrol Operations (Infantry Company)				
07-2-1324	Conduct Area Security Operations				
07-2-1333	Conduct Stay-behind Operations (Infantry Company)				
07-2-1342	Conduct Tactical Movement (Infantry Company)				
07-2-1351	Conduct Tactical Movement in a Built-up Area (Infantry Company)				
07-2-1360	Control Civil Disturbance Operations (Antiarmor/ Infantry Company)				
07-2-1369	Cross a Water Obstacle (Dismounted) (Infantry Company)				
07-2-1378	Defend in an Urban Environment (Infantry Company)				
07-2-1387	Employ a Reserve Force (Infantry Company)				
07-2-1396	Employ Obstacles (Infantry Company)				
07-2-1405	Establish a Base Camp (Infantry Company)				
07-2-1414	Establish Checkpoints and or Roadblocks (Antiarmor/Infantry Company)				

Collective Tasks		DVC 08-18	DVC 08-19	DVC 08-24	DVC 08-37
07-2-1423	Perform Deployment or Redeployment Activities (Antiarmor/Infantry/Headquarters Company)				
07-2-1432	React to Snipers (Infantry Company)				
07-2-1450	Secure Routes (Infantry Company)				
07-2-1468	Take Action on Contact (Infantry Company)				
07-2-1477	Breach an Obstacle (Infantry Company)				
07-2-1486	Conduct Operations with Armored or Mechanized Infantry Vehicles in an Urban Environment (Infantry Company)				
07-2-1495	Perform Air Assault Operations (Antiarmor/Infantry Company)				
Employ Firepower					
07-2-3000	Conduct Overwatch and or Support by Fire (Infantry Company)				
07-2-3018	Employ Snipers (Infantry Company, Brigade Combat Team)				
07-2-3027	Integrate Direct Fires (Infantry Company)				
07-2-3036	Integrate Indirect Fire Support (Infantry Company)				
Protect the Force					
07-2-6000	Conduct Active Air Defense Measures Against Hostile Aircraft (Infantry Company)				
07-2-6005	Operate in an NBC Environment (Antiarmor/Infantry/Headquarters Company)				
07-2-6018	Conduct Passive Air Defense Measures (Infantry Company)				
07-2-6036	Cross an NBC Contaminated Area (Infantry Company)				
07-2-6045	Employ Camouflage, Concealment, and Deception Techniques (Infantry Company)				
07-2-6063	Maintain Operations Security (Infantry Company)				
07-2-6081	Prepare for a Chemical Attack (Infantry Company)				

ARTEP 7-12-MTP

Collective Tasks		DVC 08-18	DVC 08-19	DVC 08-24	DVC 08-37
07-2-6099	Prepare for a Nuclear Attack (Infantry Company)				
07-2-6117	React to a Chemical Attack (Infantry Company)				
07-2-6135	Respond to the Initial Effects of a Nuclear Attack (Infantry Company)				
07-2-6144	Conduct Operational Decontamination (Antiarmor/Infantry Company)				
Perform CSS and Sustainment					
07-2-4000	Conduct Resupply Operations (Antiarmor/Infantry Company)				
07-2-4009	Destroy Unit Vehicles and Equipment (Infantry/Headquarters Company)				
07-2-4027	Handle Enemy Prisoners of War (Infantry Company)				
07-2-4045	Process Captured Documents and Equipment (Infantry Company)				
07-2-4054	Secure Civilians During Operations (Antiarmor/Infantry Company)				
07-2-4063	Treat and Evacuate Casualties (Antiarmor/Infantry Company)	X	X	X	X
Exercise Command and Control					
07-2-5009	Conduct a Rehearsal (Infantry Company)				
07-2-5027	Conduct Consolidation and Reorganization (Infantry Company)				
07-2-5036	Conduct Coordination (Infantry Company)				
07-2-5045	Conduct Negotiations (Infantry Company)				
07-2-5063	Conduct Risk Management (Infantry Company)				
07-2-5081	Conduct Troop-leading Procedures (Infantry Company)				
07-2-5090	Establish Communications (Infantry Company)				
07-2-5126	Occupy an Assembly Area (Infantry Company)				

Collective Tasks	DVC 08-18	DVC 08-19	DVC 08-24	DVC 08-37
07-2-5135 Operate a Command Post (Antiarmor/Infantry Company)				
07-2-5153 Prepare for Combat (Infantry Company)				

ARTEP 7-12-MTP

Collective Tasks		FM 100-10	FM 100-14	FM 100-17	FM 100-34
Develop Intelligence					
07-2-2009	Conduct a Route Reconnaissance (Infantry Company)				
07-2-2018	Conduct an Area or Zone Reconnaissance (Infantry Company)				
07-2-2027	Establish Observation Posts (Infantry Company)		X		
07-2-2045	Operate in an Electronic Warfare Environment (Infantry Company)		X		
07-2-2054	Reconnoiter a Built-up Area (Infantry Company)				
07-2-2072	Report Tactical Information (Infantry Company)				
Deploy/Conduct Maneuver					
07-2-1000	Conduct an Attack (Infantry Company)				
07-2-1018	Conduct a Bypass (Infantry Company)		X		
07-2-1027	Conduct a Cordon and Search in a Built-up Area (Infantry Company)				
07-2-1045	Conduct a Defense (Infantry Company)		X		
07-2-1054	Conduct a Delay (Antiarmor/Infantry Company)				
07-2-1063	Conduct a Guard Mission (Infantry Company)		X		
07-2-1081	Conduct a Link-up (Infantry Company)		X		
07-2-1090	Conduct a Movement to Contact (Antiarmor/Infantry Company)				
07-2-1108	Conduct a Passage of Lines as the Passing Unit (Infantry Company)		X		
07-2-1126	Conduct a Passage of Lines as the Stationary Unit (Infantry Company)		X		
07-2-1135	Conduct a Raid (Infantry Company)		X		
07-2-1153	Conduct a Deliberate Relief in Place (Infantry Company)		X		
07-2-1171	Conduct a Screen (Infantry Company)		X		
07-2-1189	Conduct a Tactical Road March (Infantry Company) (Dismounted)				

Collective Tasks		FM 100-10	FM 100-14	FM 100-17	FM 100-34
07-2-1198	Conduct a Tactical Road March (Infantry/ Headquarters Company) (Mounted)				
07-2-1216	Conduct a Withdrawal (Infantry Company)		X		
07-2-1243	Conduct an Ambush (Infantry Company)				
07-2-1256	Conduct an Attack by Fire (Antiarmor/Infantry Company)				
07-2-1261	Conduct an Attack of a Built-up Area (Infantry Company)		X		
07-2-1270	Conduct an Infiltration or Exfiltration (Infantry Company)		X		
07-2-1279	Conduct Convoy Escort (Antiarmor/Infantry Company)				
07-2-1297	Conduct Hasty Displacement (Antiarmor/Infantry Company)				
07-2-1315	Conduct Patrol Operations (Infantry Company)		X		
07-2-1324	Conduct Area Security Operations				
07-2-1333	Conduct Stay-behind Operations (Infantry Company)				
07-2-1342	Conduct Tactical Movement (Infantry Company)		X		
07-2-1351	Conduct Tactical Movement in a Built-up Area (Infantry Company)				
07-2-1360	Control Civil Disturbance Operations (Antiarmor/Infantry Company)				
07-2-1369	Cross a Water Obstacle (Dismounted) (Infantry Company)				
07-2-1378	Defend in an Urban Environment (Infantry Company)				
07-2-1387	Employ a Reserve Force (Infantry Company)				
07-2-1396	Employ Obstacles (Infantry Company)		X		
07-2-1405	Establish a Base Camp (Infantry Company)		X		
07-2-1414	Establish Checkpoints and or Roadblocks (Antiarmor/Infantry Company)				

ARTEP 7-12-MTP

Collective Tasks		FM 100-10	FM 100-14	FM 100-17	FM 100-34
07-2-1423	Perform Deployment or Redeployment Activities (Antiarmor/Infantry/Headquarters Company)		X	X	
07-2-1432	React to Snipers (Infantry Company)				
07-2-1450	Secure Routes (Infantry Company)				
07-2-1468	Take Action on Contact (Infantry Company)				
07-2-1477	Breach an Obstacle (Infantry Company)				
07-2-1486	Conduct Operations with Armored or Mechanized Infantry Vehicles in an Urban Environment (Infantry Company)		X		
07-2-1495	Perform Air Assault Operations (Antiarmor/Infantry Company)		X		
Employ Firepower					
07-2-3000	Conduct Overwatch and or Support by Fire (Infantry Company)				
07-2-3018	Employ Snipers (Infantry Company, Brigade Combat Team)		X		
07-2-3027	Integrate Direct Fires (Infantry Company)		X		
07-2-3036	Integrate Indirect Fire Support (Infantry Company)		X		
Protect the Force					
07-2-6000	Conduct Active Air Defense Measures Against Hostile Aircraft (Infantry Company)				
07-2-6005	Operate in an NBC Environment (Antiarmor/Infantry/Headquarters Company)		X		
07-2-6018	Conduct Passive Air Defense Measures (Infantry Company)				
07-2-6036	Cross an NBC Contaminated Area (Infantry Company)		X		
07-2-6045	Employ Camouflage, Concealment, and Deception Techniques (Infantry Company)				
07-2-6063	Maintain Operations Security (Infantry Company)		X		
07-2-6081	Prepare for a Chemical Attack (Infantry Company)				

Collective Tasks		FM 100-10	FM 100-14	FM 100-17	FM 100-34
07-2-6099	Prepare for a Nuclear Attack (Infantry Company)				
07-2-6117	React to a Chemical Attack (Infantry Company)				
07-2-6135	Respond to the Initial Effects of a Nuclear Attack (Infantry Company)				
07-2-6144	Conduct Operational Decontamination (Antiarmor/Infantry Company)				
Perform CSS and Sustainment					
07-2-4000	Conduct Resupply Operations (Antiarmor/Infantry Company)	X	X		
07-2-4009	Destroy Unit Vehicles and Equipment (Infantry/Headquarters Company)	X	X		
07-2-4027	Handle Enemy Prisoners of War (Infantry Company)				
07-2-4045	Process Captured Documents and Equipment (Infantry Company)				
07-2-4054	Secure Civilians During Operations (Antiarmor/Infantry Company)		X		
07-2-4063	Treat and Evacuate Casualties (Antiarmor/Infantry Company)				
Exercise Command and Control					
07-2-5009	Conduct a Rehearsal (Infantry Company)				
07-2-5027	Conduct Consolidation and Reorganization (Infantry Company)				
07-2-5036	Conduct Coordination (Infantry Company)		X		X
07-2-5045	Conduct Negotiations (Infantry Company)				
07-2-5063	Conduct Risk Management (Infantry Company)		X		
07-2-5081	Conduct Troop-leading Procedures (Infantry Company)				
07-2-5090	Establish Communications (Infantry Company)		X		
07-2-5126	Occupy an Assembly Area (Infantry Company)		X		

ARTEP 7-12-MTP

Collective Tasks	FM 100-10	FM 100-14	FM 100-17	FM 100-34
07-2-5135 Operate a Command Post (Antiarmor/Infantry Company)		X		
07-2-5153 Prepare for Combat (Infantry Company)				

Collective Tasks		FM 100-5	FM 100-55	FM 10-14-1	FM 101-5
Develop Intelligence					
07-2-2009	Conduct a Route Reconnaissance (Infantry Company)		X		X
07-2-2018	Conduct an Area or Zone Reconnaissance (Infantry Company)		X		X
07-2-2027	Establish Observation Posts (Infantry Company)	X			
07-2-2045	Operate in an Electronic Warfare Environment (Infantry Company)				
07-2-2054	Reconnoiter a Built-up Area (Infantry Company)		X		X
07-2-2072	Report Tactical Information (Infantry Company)				X
Deploy/Conduct Maneuver					
07-2-1000	Conduct an Attack (Infantry Company)		X		X
07-2-1018	Conduct a Bypass (Infantry Company)				
07-2-1027	Conduct a Cordon and Search in a Built-up Area (Infantry Company)		X		X
07-2-1045	Conduct a Defense (Infantry Company)		X		X
07-2-1054	Conduct a Delay (Antiarmor/Infantry Company)		X		X
07-2-1063	Conduct a Guard Mission (Infantry Company)		X		X
07-2-1081	Conduct a Link-up (Infantry Company)		X		X
07-2-1090	Conduct a Movement to Contact (Antiarmor/Infantry Company)		X		X
07-2-1108	Conduct a Passage of Lines as the Passing Unit (Infantry Company)		X		X
07-2-1126	Conduct a Passage of Lines as the Stationary Unit (Infantry Company)				X
07-2-1135	Conduct a Raid (Infantry Company)				X
07-2-1153	Conduct a Deliberate Relief in Place (Infantry Company)		X		
07-2-1171	Conduct a Screen (Infantry Company)	X			
07-2-1189	Conduct a Tactical Road March (Infantry Company) (Dismounted)				

ARTEP 7-12-MTP

Collective Tasks		FM 100-5	FM 100-55	FM 10-14-1	FM 101-5
07-2-1198	Conduct a Tactical Road March (Infantry/ Headquarters Company) (Mounted)		X		
07-2-1216	Conduct a Withdrawal (Infantry Company)				X
07-2-1243	Conduct an Ambush (Infantry Company)		X		X
07-2-1256	Conduct an Attack by Fire (Antiarmor/Infantry Company)		X		X
07-2-1261	Conduct an Attack of a Built-up Area (Infantry Company)	X			
07-2-1270	Conduct an Infiltration or Exfiltration (Infantry Company)	X			
07-2-1279	Conduct Convoy Escort (Antiarmor/Infantry Company)		X		X
07-2-1297	Conduct Hasty Displacement (Antiarmor/Infantry Company)				
07-2-1315	Conduct Patrol Operations (Infantry Company)		X		X
07-2-1324	Conduct Area Security Operations				
07-2-1333	Conduct Stay-behind Operations (Infantry Company)		X		X
07-2-1342	Conduct Tactical Movement (Infantry Company)				
07-2-1351	Conduct Tactical Movement in a Built-up Area (Infantry Company)				X
07-2-1360	Control Civil Disturbance Operations (Antiarmor/ Infantry Company)				
07-2-1369	Cross a Water Obstacle (Dismounted) (Infantry Company)		X		X
07-2-1378	Defend in an Urban Environment (Infantry Company)		X		X
07-2-1387	Employ a Reserve Force (Infantry Company)		X		X
07-2-1396	Employ Obstacles (Infantry Company)				X
07-2-1405	Establish a Base Camp (Infantry Company)	X			
07-2-1414	Establish Checkpoints and or Roadblocks (Antiarmor/Infantry Company)		X		X

Collective Tasks		FM 100-5	FM 100-55	FM 10-14-1	FM 101-5
07-2-1423	Perform Deployment or Redeployment Activities (Antiarmor/Infantry/Headquarters Company)				
07-2-1432	React to Snipers (Infantry Company)				X
07-2-1450	Secure Routes (Infantry Company)		X		X
07-2-1468	Take Action on Contact (Infantry Company)		X		
07-2-1477	Breach an Obstacle (Infantry Company)				
07-2-1486	Conduct Operations with Armored or Mechanized Infantry Vehicles in an Urban Environment (Infantry Company)				X
07-2-1495	Perform Air Assault Operations (Antiarmor/Infantry Company)				X
Employ Firepower					
07-2-3000	Conduct Overwatch and or Support by Fire (Infantry Company)		X		X
07-2-3018	Employ Snipers (Infantry Company, Brigade Combat Team)				
07-2-3027	Integrate Direct Fires (Infantry Company)				
07-2-3036	Integrate Indirect Fire Support (Infantry Company)				
Protect the Force					
07-2-6000	Conduct Active Air Defense Measures Against Hostile Aircraft (Infantry Company)				
07-2-6005	Operate in an NBC Environment (Antiarmor/Infantry/Headquarters Company)				
07-2-6018	Conduct Passive Air Defense Measures (Infantry Company)		X		X
07-2-6036	Cross an NBC Contaminated Area (Infantry Company)				
07-2-6045	Employ Camouflage, Concealment, and Deception Techniques (Infantry Company)				X
07-2-6063	Maintain Operations Security (Infantry Company)				X
07-2-6081	Prepare for a Chemical Attack (Infantry Company)				

ARTEP 7-12-MTP

Collective Tasks		FM 100-5	FM 100-55	FM 10-14-1	FM 101-5
07-2-6099	Prepare for a Nuclear Attack (Infantry Company)				
07-2-6117	React to a Chemical Attack (Infantry Company)				
07-2-6135	Respond to the Initial Effects of a Nuclear Attack (Infantry Company)				
07-2-6144	Conduct Operational Decontamination (Antiarmor/Infantry Company)				
Perform CSS and Sustainment					
07-2-4000	Conduct Resupply Operations (Antiarmor/Infantry Company)				
07-2-4009	Destroy Unit Vehicles and Equipment (Infantry/Headquarters Company)			X	
07-2-4027	Handle Enemy Prisoners of War (Infantry Company)				
07-2-4045	Process Captured Documents and Equipment (Infantry Company)				
07-2-4054	Secure Civilians During Operations (Antiarmor/Infantry Company)				
07-2-4063	Treat and Evacuate Casualties (Antiarmor/Infantry Company)				
Exercise Command and Control					
07-2-5009	Conduct a Rehearsal (Infantry Company)				X
07-2-5027	Conduct Consolidation and Reorganization (Infantry Company)				
07-2-5036	Conduct Coordination (Infantry Company)				
07-2-5045	Conduct Negotiations (Infantry Company)				
07-2-5063	Conduct Risk Management (Infantry Company)				
07-2-5081	Conduct Troop-leading Procedures (Infantry Company)		X		X
07-2-5090	Establish Communications (Infantry Company)				X
07-2-5126	Occupy an Assembly Area (Infantry Company)		X		X
07-2-5135	Operate a Command Post (Antiarmor/Infantry Company)	X	X		X

Collective Tasks	FM 100-5	FM 100-55	FM 10-14-1	FM 101-5
07-2-5153 Prepare for Combat (Infantry Company)	X			X

ARTEP 7-12-MTP

Collective Tasks		FM 101-5-1	FM 101-5-2	FM 10-27	FM 10-27-4
Develop Intelligence					
07-2-2009	Conduct a Route Reconnaissance (Infantry Company)	X	X		
07-2-2018	Conduct an Area or Zone Reconnaissance (Infantry Company)	X	X		
07-2-2027	Establish Observation Posts (Infantry Company)	X	X		
07-2-2045	Operate in an Electronic Warfare Environment (Infantry Company)	X	X		
07-2-2054	Reconnoiter a Built-up Area (Infantry Company)	X	X		
07-2-2072	Report Tactical Information (Infantry Company)	X	X		
Deploy/Conduct Maneuver					
07-2-1000	Conduct an Attack (Infantry Company)	X	X		
07-2-1018	Conduct a Bypass (Infantry Company)	X			
07-2-1027	Conduct a Cordon and Search in a Built-up Area (Infantry Company)	X	X		
07-2-1045	Conduct a Defense (Infantry Company)	X	X		
07-2-1054	Conduct a Delay (Antiarmor/Infantry Company)	X	X		
07-2-1063	Conduct a Guard Mission (Infantry Company)	X	X		
07-2-1081	Conduct a Link-up (Infantry Company)	X	X		
07-2-1090	Conduct a Movement to Contact (Antiarmor/Infantry Company)	X	X		
07-2-1108	Conduct a Passage of Lines as the Passing Unit (Infantry Company)	X	X		
07-2-1126	Conduct a Passage of Lines as the Stationary Unit (Infantry Company)	X			
07-2-1135	Conduct a Raid (Infantry Company)	X	X		
07-2-1153	Conduct a Deliberate Relief in Place (Infantry Company)	X	X		
07-2-1171	Conduct a Screen (Infantry Company)	X	X		
07-2-1189	Conduct a Tactical Road March (Infantry Company) (Dismounted)	X			

Collective Tasks		FM 101-5-1	FM 101-5-2	FM 10-27	FM 10-27-4
07-2-1198	Conduct a Tactical Road March (Infantry/ Headquarters Company) (Mounted)	X			
07-2-1216	Conduct a Withdrawal (Infantry Company)	X	X		
07-2-1243	Conduct an Ambush (Infantry Company)	X	X		
07-2-1256	Conduct an Attack by Fire (Antiarmor/Infantry Company)	X			
07-2-1261	Conduct an Attack of a Built-up Area (Infantry Company)	X	X		
07-2-1270	Conduct an Infiltration or Exfiltration (Infantry Company)	X	X		
07-2-1279	Conduct Convoy Escort (Antiarmor/Infantry Company)	X	X		
07-2-1297	Conduct Hasty Displacement (Antiarmor/Infantry Company)				
07-2-1315	Conduct Patrol Operations (Infantry Company)	X	X		
07-2-1324	Conduct Area Security Operations				
07-2-1333	Conduct Stay-behind Operations (Infantry Company)	X	X		
07-2-1342	Conduct Tactical Movement (Infantry Company)	X	X		
07-2-1351	Conduct Tactical Movement in a Built-up Area (Infantry Company)	X	X		
07-2-1360	Control Civil Disturbance Operations (Antiarmor/ Infantry Company)				
07-2-1369	Cross a Water Obstacle (Dismounted) (Infantry Company)	X	X		
07-2-1378	Defend in an Urban Environment (Infantry Company)	X	X		
07-2-1387	Employ a Reserve Force (Infantry Company)	X	X		
07-2-1396	Employ Obstacles (Infantry Company)	X	X		
07-2-1405	Establish a Base Camp (Infantry Company)	X	X		X
07-2-1414	Establish Checkpoints and or Roadblocks (Antiarmor/Infantry Company)	X	X		

ARTEP 7-12-MTP

Collective Tasks		FM 101-5-1	FM 101-5-2	FM 10-27	FM 10-27-4
07-2-1423	Perform Deployment or Redeployment Activities (Antiarmor/Infantry/Headquarters Company)				X
07-2-1432	React to Snipers (Infantry Company)	X	X		
07-2-1450	Secure Routes (Infantry Company)	X	X		
07-2-1468	Take Action on Contact (Infantry Company)				
07-2-1477	Breach an Obstacle (Infantry Company)	X	X		
07-2-1486	Conduct Operations with Armored or Mechanized Infantry Vehicles in an Urban Environment (Infantry Company)	X	X		
07-2-1495	Perform Air Assault Operations (Antiarmor/Infantry Company)	X			
Employ Firepower					
07-2-3000	Conduct Overwatch and or Support by Fire (Infantry Company)	X	X		
07-2-3018	Employ Snipers (Infantry Company, Brigade Combat Team)				
07-2-3027	Integrate Direct Fires (Infantry Company)	X			
07-2-3036	Integrate Indirect Fire Support (Infantry Company)				
Protect the Force					
07-2-6000	Conduct Active Air Defense Measures Against Hostile Aircraft (Infantry Company)				
07-2-6005	Operate in an NBC Environment (Antiarmor/Infantry/Headquarters Company)				
07-2-6018	Conduct Passive Air Defense Measures (Infantry Company)	X	X		
07-2-6036	Cross an NBC Contaminated Area (Infantry Company)	X	X		
07-2-6045	Employ Camouflage, Concealment, and Deception Techniques (Infantry Company)	X	X		
07-2-6063	Maintain Operations Security (Infantry Company)	X	X		
07-2-6081	Prepare for a Chemical Attack (Infantry Company)				

Collective Tasks		FM 101-5-1	FM 101-5-2	FM 10-27	FM 10-27-4
07-2-6099	Prepare for a Nuclear Attack (Infantry Company)				
07-2-6117	React to a Chemical Attack (Infantry Company)				
07-2-6135	Respond to the Initial Effects of a Nuclear Attack (Infantry Company)				
07-2-6144	Conduct Operational Decontamination (Antiarmor/Infantry Company)	X	X		
Perform CSS and Sustainment					
07-2-4000	Conduct Resupply Operations (Antiarmor/Infantry Company)			X	X
07-2-4009	Destroy Unit Vehicles and Equipment (Infantry/Headquarters Company)				X
07-2-4027	Handle Enemy Prisoners of War (Infantry Company)				
07-2-4045	Process Captured Documents and Equipment (Infantry Company)				
07-2-4054	Secure Civilians During Operations (Antiarmor/Infantry Company)				
07-2-4063	Treat and Evacuate Casualties (Antiarmor/Infantry Company)	X	X		
Exercise Command and Control					
07-2-5009	Conduct a Rehearsal (Infantry Company)	X			
07-2-5027	Conduct Consolidation and Reorganization (Infantry Company)	X	X		
07-2-5036	Conduct Coordination (Infantry Company)				
07-2-5045	Conduct Negotiations (Infantry Company)				
07-2-5063	Conduct Risk Management (Infantry Company)	X			
07-2-5081	Conduct Troop-leading Procedures (Infantry Company)	X	X		
07-2-5090	Establish Communications (Infantry Company)	X	X		
07-2-5126	Occupy an Assembly Area (Infantry Company)	X	X		
07-2-5135	Operate a Command Post (Antiarmor/Infantry Company)	X	X		

ARTEP 7-12-MTP

Collective Tasks	FM 101-5-1	FM 101-5-2	FM 10-27	FM 10-27-4
07-2-5153 Prepare for Combat (Infantry Company)	X			

Collective Tasks		FM 17-15	FM 17-97	FM 17-98	FM 19-15
Develop Intelligence					
07-2-2009	Conduct a Route Reconnaissance (Infantry Company)				
07-2-2018	Conduct an Area or Zone Reconnaissance (Infantry Company)				
07-2-2027	Establish Observation Posts (Infantry Company)				
07-2-2045	Operate in an Electronic Warfare Environment (Infantry Company)				
07-2-2054	Reconnoiter a Built-up Area (Infantry Company)				
07-2-2072	Report Tactical Information (Infantry Company)				
Deploy/Conduct Maneuver					
07-2-1000	Conduct an Attack (Infantry Company)				
07-2-1018	Conduct a Bypass (Infantry Company)				
07-2-1027	Conduct a Cordon and Search in a Built-up Area (Infantry Company)				
07-2-1045	Conduct a Defense (Infantry Company)				
07-2-1054	Conduct a Delay (Antiarmor/Infantry Company)				
07-2-1063	Conduct a Guard Mission (Infantry Company)				
07-2-1081	Conduct a Link-up (Infantry Company)				
07-2-1090	Conduct a Movement to Contact (Antiarmor/Infantry Company)				
07-2-1108	Conduct a Passage of Lines as the Passing Unit (Infantry Company)				
07-2-1126	Conduct a Passage of Lines as the Stationary Unit (Infantry Company)				
07-2-1135	Conduct a Raid (Infantry Company)				
07-2-1153	Conduct a Deliberate Relief in Place (Infantry Company)				
07-2-1171	Conduct a Screen (Infantry Company)		X		
07-2-1189	Conduct a Tactical Road March (Infantry Company) (Dismounted)				

ARTEP 7-12-MTP

Collective Tasks		FM 17-15	FM 17-97	FM 17-98	FM 19-15
07-2-1198	Conduct a Tactical Road March (Infantry/ Headquarters Company) (Mounted)				
07-2-1216	Conduct a Withdrawal (Infantry Company)				
07-2-1243	Conduct an Ambush (Infantry Company)				
07-2-1256	Conduct an Attack by Fire (Antiarmor/Infantry Company)				
07-2-1261	Conduct an Attack of a Built-up Area (Infantry Company)				
07-2-1270	Conduct an Infiltration or Exfiltration (Infantry Company)				
07-2-1279	Conduct Convoy Escort (Antiarmor/Infantry Company)				
07-2-1297	Conduct Hasty Displacement (Antiarmor/Infantry Company)				
07-2-1315	Conduct Patrol Operations (Infantry Company)				
07-2-1324	Conduct Area Security Operations				X
07-2-1333	Conduct Stay-behind Operations (Infantry Company)				
07-2-1342	Conduct Tactical Movement (Infantry Company)				
07-2-1351	Conduct Tactical Movement in a Built-up Area (Infantry Company)				
07-2-1360	Control Civil Disturbance Operations (Antiarmor/ Infantry Company)				X
07-2-1369	Cross a Water Obstacle (Dismounted) (Infantry Company)				
07-2-1378	Defend in an Urban Environment (Infantry Company)				
07-2-1387	Employ a Reserve Force (Infantry Company)				
07-2-1396	Employ Obstacles (Infantry Company)				
07-2-1405	Establish a Base Camp (Infantry Company)				
07-2-1414	Establish Checkpoints and or Roadblocks (Antiarmor/Infantry Company)				

Collective Tasks		FM 17-15	FM 17-97	FM 17-98	FM 19-15
07-2-1423	Perform Deployment or Redeployment Activities (Antiarmor/Infantry/Headquarters Company)				
07-2-1432	React to Snipers (Infantry Company)				
07-2-1450	Secure Routes (Infantry Company)				
07-2-1468	Take Action on Contact (Infantry Company)				
07-2-1477	Breach an Obstacle (Infantry Company)				
07-2-1486	Conduct Operations with Armored or Mechanized Infantry Vehicles in an Urban Environment (Infantry Company)	X			
07-2-1495	Perform Air Assault Operations (Antiarmor/Infantry Company)				
Employ Firepower					
07-2-3000	Conduct Overwatch and or Support by Fire (Infantry Company)				
07-2-3018	Employ Snipers (Infantry Company, Brigade Combat Team)				
07-2-3027	Integrate Direct Fires (Infantry Company)				
07-2-3036	Integrate Indirect Fire Support (Infantry Company)				
Protect the Force					
07-2-6000	Conduct Active Air Defense Measures Against Hostile Aircraft (Infantry Company)				
07-2-6005	Operate in an NBC Environment (Antiarmor/Infantry/Headquarters Company)				
07-2-6018	Conduct Passive Air Defense Measures (Infantry Company)			X	
07-2-6036	Cross an NBC Contaminated Area (Infantry Company)				
07-2-6045	Employ Camouflage, Concealment, and Deception Techniques (Infantry Company)				
07-2-6063	Maintain Operations Security (Infantry Company)				
07-2-6081	Prepare for a Chemical Attack (Infantry Company)				

ARTEP 7-12-MTP

Collective Tasks		FM 17-15	FM 17-97	FM 17-98	FM 19-15
07-2-6099	Prepare for a Nuclear Attack (Infantry Company)				
07-2-6117	React to a Chemical Attack (Infantry Company)				
07-2-6135	Respond to the Initial Effects of a Nuclear Attack (Infantry Company)				
07-2-6144	Conduct Operational Decontamination (Antiarmor/Infantry Company)				
Perform CSS and Sustainment					
07-2-4000	Conduct Resupply Operations (Antiarmor/Infantry Company)				
07-2-4009	Destroy Unit Vehicles and Equipment (Infantry/Headquarters Company)				
07-2-4027	Handle Enemy Prisoners of War (Infantry Company)			X	
07-2-4045	Process Captured Documents and Equipment (Infantry Company)				
07-2-4054	Secure Civilians During Operations (Antiarmor/Infantry Company)				
07-2-4063	Treat and Evacuate Casualties (Antiarmor/Infantry Company)				
Exercise Command and Control					
07-2-5009	Conduct a Rehearsal (Infantry Company)				
07-2-5027	Conduct Consolidation and Reorganization (Infantry Company)				
07-2-5036	Conduct Coordination (Infantry Company)				X
07-2-5045	Conduct Negotiations (Infantry Company)				
07-2-5063	Conduct Risk Management (Infantry Company)				
07-2-5081	Conduct Troop-leading Procedures (Infantry Company)			X	
07-2-5090	Establish Communications (Infantry Company)				
07-2-5126	Occupy an Assembly Area (Infantry Company)				

Collective Tasks	FM 17-15	FM 17-97	FM 17-98	FM 19-15
07-2-5135 Operate a Command Post (Antiarmor/Infantry Company)				
07-2-5153 Prepare for Combat (Infantry Company)				

ARTEP 7-12-MTP

Collective Tasks		FM 19-4	FM 19-40	FM 20-3	FM 20-32
Develop Intelligence					
07-2-2009	Conduct a Route Reconnaissance (Infantry Company)			X	
07-2-2018	Conduct an Area or Zone Reconnaissance (Infantry Company)			X	
07-2-2027	Establish Observation Posts (Infantry Company)				
07-2-2045	Operate in an Electronic Warfare Environment (Infantry Company)				
07-2-2054	Reconnoiter a Built-up Area (Infantry Company)			X	
07-2-2072	Report Tactical Information (Infantry Company)				
Deploy/Conduct Maneuver					
07-2-1000	Conduct an Attack (Infantry Company)		X	X	
07-2-1018	Conduct a Bypass (Infantry Company)				
07-2-1027	Conduct a Cordon and Search in a Built-up Area (Infantry Company)				
07-2-1045	Conduct a Defense (Infantry Company)			X	X
07-2-1054	Conduct a Delay (Antiarmor/Infantry Company)			X	X
07-2-1063	Conduct a Guard Mission (Infantry Company)			X	X
07-2-1081	Conduct a Link-up (Infantry Company)			X	
07-2-1090	Conduct a Movement to Contact (Antiarmor/Infantry Company)			X	
07-2-1108	Conduct a Passage of Lines as the Passing Unit (Infantry Company)			X	
07-2-1126	Conduct a Passage of Lines as the Stationary Unit (Infantry Company)				
07-2-1135	Conduct a Raid (Infantry Company)			X	
07-2-1153	Conduct a Deliberate Relief in Place (Infantry Company)			X	
07-2-1171	Conduct a Screen (Infantry Company)			X	X
07-2-1189	Conduct a Tactical Road March (Infantry Company) (Dismounted)				

Collective Tasks		FM 19-4	FM 19-40	FM 20-3	FM 20-32
07-2-1198	Conduct a Tactical Road March (Infantry/ Headquarters Company) (Mounted)				
07-2-1216	Conduct a Withdrawal (Infantry Company)			X	
07-2-1243	Conduct an Ambush (Infantry Company)			X	
07-2-1256	Conduct an Attack by Fire (Antiarmor/Infantry Company)				
07-2-1261	Conduct an Attack of a Built-up Area (Infantry Company)			X	
07-2-1270	Conduct an Infiltration or Exfiltration (Infantry Company)			X	
07-2-1279	Conduct Convoy Escort (Antiarmor/Infantry Company)			X	X
07-2-1297	Conduct Hasty Displacement (Antiarmor/Infantry Company)				
07-2-1315	Conduct Patrol Operations (Infantry Company)			X	
07-2-1324	Conduct Area Security Operations		X		
07-2-1333	Conduct Stay-behind Operations (Infantry Company)			X	X
07-2-1342	Conduct Tactical Movement (Infantry Company)			X	
07-2-1351	Conduct Tactical Movement in a Built-up Area (Infantry Company)			X	
07-2-1360	Control Civil Disturbance Operations (Antiarmor/Infantry Company)	X			
07-2-1369	Cross a Water Obstacle (Dismounted) (Infantry Company)				
07-2-1378	Defend in an Urban Environment (Infantry Company)			X	X
07-2-1387	Employ a Reserve Force (Infantry Company)			X	X
07-2-1396	Employ Obstacles (Infantry Company)			X	X
07-2-1405	Establish a Base Camp (Infantry Company)			X	X
07-2-1414	Establish Checkpoints and or Roadblocks (Antiarmor/Infantry Company)			X	

ARTEP 7-12-MTP

Collective Tasks		FM 19-4	FM 19-40	FM 20-3	FM 20-32
07-2-1423	Perform Deployment or Redeployment Activities (Antiarmor/Infantry/Headquarters Company)				
07-2-1432	React to Snipers (Infantry Company)			X	
07-2-1450	Secure Routes (Infantry Company)			X	
07-2-1468	Take Action on Contact (Infantry Company)				
07-2-1477	Breach an Obstacle (Infantry Company)				
07-2-1486	Conduct Operations with Armored or Mechanized Infantry Vehicles in an Urban Environment (Infantry Company)				
07-2-1495	Perform Air Assault Operations (Antiarmor/Infantry Company)				
Employ Firepower					
07-2-3000	Conduct Overwatch and or Support by Fire (Infantry Company)				X
07-2-3018	Employ Snipers (Infantry Company, Brigade Combat Team)				
07-2-3027	Integrate Direct Fires (Infantry Company)				
07-2-3036	Integrate Indirect Fire Support (Infantry Company)				
Protect the Force					
07-2-6000	Conduct Active Air Defense Measures Against Hostile Aircraft (Infantry Company)				
07-2-6005	Operate in an NBC Environment (Antiarmor/Infantry/Headquarters Company)				
07-2-6018	Conduct Passive Air Defense Measures (Infantry Company)			X	X
07-2-6036	Cross an NBC Contaminated Area (Infantry Company)				
07-2-6045	Employ Camouflage, Concealment, and Deception Techniques (Infantry Company)			X	
07-2-6063	Maintain Operations Security (Infantry Company)			X	
07-2-6081	Prepare for a Chemical Attack (Infantry Company)				

Collective Tasks		FM 19-4	FM 19-40	FM 20-3	FM 20-32
07-2-6099	Prepare for a Nuclear Attack (Infantry Company)				
07-2-6117	React to a Chemical Attack (Infantry Company)				
07-2-6135	Respond to the Initial Effects of a Nuclear Attack (Infantry Company)				
07-2-6144	Conduct Operational Decontamination (Antiarmor/Infantry Company)				
Perform CSS and Sustainment					
07-2-4000	Conduct Resupply Operations (Antiarmor/Infantry Company)				
07-2-4009	Destroy Unit Vehicles and Equipment (Infantry/Headquarters Company)				
07-2-4027	Handle Enemy Prisoners of War (Infantry Company)		X		
07-2-4045	Process Captured Documents and Equipment (Infantry Company)		X		
07-2-4054	Secure Civilians During Operations (Antiarmor/Infantry Company)		X		
07-2-4063	Treat and Evacuate Casualties (Antiarmor/Infantry Company)				
Exercise Command and Control					
07-2-5009	Conduct a Rehearsal (Infantry Company)				
07-2-5027	Conduct Consolidation and Reorganization (Infantry Company)		X	X	
07-2-5036	Conduct Coordination (Infantry Company)				
07-2-5045	Conduct Negotiations (Infantry Company)				
07-2-5063	Conduct Risk Management (Infantry Company)				
07-2-5081	Conduct Troop-leading Procedures (Infantry Company)			X	X
07-2-5090	Establish Communications (Infantry Company)			X	
07-2-5126	Occupy an Assembly Area (Infantry Company)			X	X
07-2-5135	Operate a Command Post (Antiarmor/Infantry Company)			X	

ARTEP 7-12-MTP

Collective Tasks	FM 19-4	FM 19-40	FM 20-3	FM 20-32
07-2-5153 Prepare for Combat (Infantry Company)				

Collective Tasks		FM 21-10	FM 21-10-1	FM 21-11	FM 21-18
Develop Intelligence					
07-2-2009	Conduct a Route Reconnaissance (Infantry Company)				X
07-2-2018	Conduct an Area or Zone Reconnaissance (Infantry Company)				X
07-2-2027	Establish Observation Posts (Infantry Company)				
07-2-2045	Operate in an Electronic Warfare Environment (Infantry Company)				
07-2-2054	Reconnoiter a Built-up Area (Infantry Company)				X
07-2-2072	Report Tactical Information (Infantry Company)				
Deploy/Conduct Maneuver					
07-2-1000	Conduct an Attack (Infantry Company)				
07-2-1018	Conduct a Bypass (Infantry Company)				
07-2-1027	Conduct a Cordon and Search in a Built-up Area (Infantry Company)				
07-2-1045	Conduct a Defense (Infantry Company)				
07-2-1054	Conduct a Delay (Antiarmor/Infantry Company)	X			
07-2-1063	Conduct a Guard Mission (Infantry Company)				
07-2-1081	Conduct a Link-up (Infantry Company)				X
07-2-1090	Conduct a Movement to Contact (Antiarmor/Infantry Company)				X
07-2-1108	Conduct a Passage of Lines as the Passing Unit (Infantry Company)				X
07-2-1126	Conduct a Passage of Lines as the Stationary Unit (Infantry Company)				
07-2-1135	Conduct a Raid (Infantry Company)				X
07-2-1153	Conduct a Deliberate Relief in Place (Infantry Company)				X
07-2-1171	Conduct a Screen (Infantry Company)	X			
07-2-1189	Conduct a Tactical Road March (Infantry Company) (Dismounted)				X

ARTEP 7-12-MTP

Collective Tasks		FM 21-10	FM 21-10-1	FM 21-11	FM 21-18
07-2-1198	Conduct a Tactical Road March (Infantry/ Headquarters Company) (Mounted)				
07-2-1216	Conduct a Withdrawal (Infantry Company)				X
07-2-1243	Conduct an Ambush (Infantry Company)				X
07-2-1256	Conduct an Attack by Fire (Antiarmor/Infantry Company)				
07-2-1261	Conduct an Attack of a Built-up Area (Infantry Company)				
07-2-1270	Conduct an Infiltration or Exfiltration (Infantry Company)				
07-2-1279	Conduct Convoy Escort (Antiarmor/Infantry Company)				X
07-2-1297	Conduct Hasty Displacement (Antiarmor/Infantry Company)				
07-2-1315	Conduct Patrol Operations (Infantry Company)				X
07-2-1324	Conduct Area Security Operations				X
07-2-1333	Conduct Stay-behind Operations (Infantry Company)				
07-2-1342	Conduct Tactical Movement (Infantry Company)				X
07-2-1351	Conduct Tactical Movement in a Built-up Area (Infantry Company)				X
07-2-1360	Control Civil Disturbance Operations (Antiarmor/ Infantry Company)				
07-2-1369	Cross a Water Obstacle (Dismounted) (Infantry Company)				
07-2-1378	Defend in an Urban Environment (Infantry Company)				
07-2-1387	Employ a Reserve Force (Infantry Company)				X
07-2-1396	Employ Obstacles (Infantry Company)				
07-2-1405	Establish a Base Camp (Infantry Company)	X	X		
07-2-1414	Establish Checkpoints and or Roadblocks (Antiarmor/Infantry Company)				

Collective Tasks		FM 21-10	FM 21-10-1	FM 21-11	FM 21-18
07-2-1423	Perform Deployment or Redeployment Activities (Antiarmor/Infantry/Headquarters Company)				
07-2-1432	React to Snipers (Infantry Company)				
07-2-1450	Secure Routes (Infantry Company)				X
07-2-1468	Take Action on Contact (Infantry Company)				
07-2-1477	Breach an Obstacle (Infantry Company)				
07-2-1486	Conduct Operations with Armored or Mechanized Infantry Vehicles in an Urban Environment (Infantry Company)				
07-2-1495	Perform Air Assault Operations (Antiarmor/Infantry Company)				
Employ Firepower					
07-2-3000	Conduct Overwatch and or Support by Fire (Infantry Company)				
07-2-3018	Employ Snipers (Infantry Company, Brigade Combat Team)				
07-2-3027	Integrate Direct Fires (Infantry Company)				
07-2-3036	Integrate Indirect Fire Support (Infantry Company)				
Protect the Force					
07-2-6000	Conduct Active Air Defense Measures Against Hostile Aircraft (Infantry Company)				
07-2-6005	Operate in an NBC Environment (Antiarmor/Infantry/Headquarters Company)				
07-2-6018	Conduct Passive Air Defense Measures (Infantry Company)				X
07-2-6036	Cross an NBC Contaminated Area (Infantry Company)				
07-2-6045	Employ Camouflage, Concealment, and Deception Techniques (Infantry Company)				
07-2-6063	Maintain Operations Security (Infantry Company)				
07-2-6081	Prepare for a Chemical Attack (Infantry Company)				

ARTEP 7-12-MTP

Collective Tasks		FM 21-10	FM 21-10-1	FM 21-11	FM 21-18
07-2-6099	Prepare for a Nuclear Attack (Infantry Company)				
07-2-6117	React to a Chemical Attack (Infantry Company)				
07-2-6135	Respond to the Initial Effects of a Nuclear Attack (Infantry Company)				
07-2-6144	Conduct Operational Decontamination (Antiarmor/Infantry Company)				
Perform CSS and Sustainment					
07-2-4000	Conduct Resupply Operations (Antiarmor/Infantry Company)				
07-2-4009	Destroy Unit Vehicles and Equipment (Infantry/Headquarters Company)				
07-2-4027	Handle Enemy Prisoners of War (Infantry Company)				
07-2-4045	Process Captured Documents and Equipment (Infantry Company)				
07-2-4054	Secure Civilians During Operations (Antiarmor/Infantry Company)				
07-2-4063	Treat and Evacuate Casualties (Antiarmor/Infantry Company)			X	
Exercise Command and Control					
07-2-5009	Conduct a Rehearsal (Infantry Company)				
07-2-5027	Conduct Consolidation and Reorganization (Infantry Company)				
07-2-5036	Conduct Coordination (Infantry Company)				
07-2-5045	Conduct Negotiations (Infantry Company)				
07-2-5063	Conduct Risk Management (Infantry Company)				
07-2-5081	Conduct Troop-leading Procedures (Infantry Company)				X
07-2-5090	Establish Communications (Infantry Company)				
07-2-5126	Occupy an Assembly Area (Infantry Company)	X			X

Collective Tasks	FM 21-10	FM 21-10-1	FM 21-11	FM 21-18
07-2-5135 Operate a Command Post (Antiarmor/Infantry Company)	X			
07-2-5153 Prepare for Combat (Infantry Company)				

ARTEP 7-12-MTP

Collective Tasks		FM 21-26	FM 21-60	FM 23-10	FM 23-23
Develop Intelligence					
07-2-2009	Conduct a Route Reconnaissance (Infantry Company)		X		
07-2-2018	Conduct an Area or Zone Reconnaissance (Infantry Company)		X		
07-2-2027	Establish Observation Posts (Infantry Company)		X		
07-2-2045	Operate in an Electronic Warfare Environment (Infantry Company)		X		
07-2-2054	Reconnoiter a Built-up Area (Infantry Company)		X		
07-2-2072	Report Tactical Information (Infantry Company)				
Deploy/Conduct Maneuver					
07-2-1000	Conduct an Attack (Infantry Company)		X		
07-2-1018	Conduct a Bypass (Infantry Company)		X		
07-2-1027	Conduct a Cordon and Search in a Built-up Area (Infantry Company)		X		
07-2-1045	Conduct a Defense (Infantry Company)		X		
07-2-1054	Conduct a Delay (Antiarmor/Infantry Company)		X		
07-2-1063	Conduct a Guard Mission (Infantry Company)		X		
07-2-1081	Conduct a Link-up (Infantry Company)		X		
07-2-1090	Conduct a Movement to Contact (Antiarmor/Infantry Company)		X		
07-2-1108	Conduct a Passage of Lines as the Passing Unit (Infantry Company)		X		
07-2-1126	Conduct a Passage of Lines as the Stationary Unit (Infantry Company)				
07-2-1135	Conduct a Raid (Infantry Company)		X		
07-2-1153	Conduct a Deliberate Relief in Place (Infantry Company)		X		
07-2-1171	Conduct a Screen (Infantry Company)		X		
07-2-1189	Conduct a Tactical Road March (Infantry Company) (Dismounted)		X		

Collective Tasks		FM 21-26	FM 21-60	FM 23-10	FM 23-23
07-2-1198	Conduct a Tactical Road March (Infantry/ Headquarters Company) (Mounted)	X	X		
07-2-1216	Conduct a Withdrawal (Infantry Company)		X		
07-2-1243	Conduct an Ambush (Infantry Company)		X		
07-2-1256	Conduct an Attack by Fire (Antiarmor/Infantry Company)		X		
07-2-1261	Conduct an Attack of a Built-up Area (Infantry Company)		X		
07-2-1270	Conduct an Infiltration or Exfiltration (Infantry Company)		X		
07-2-1279	Conduct Convoy Escort (Antiarmor/Infantry Company)		X		
07-2-1297	Conduct Hasty Displacement (Antiarmor/Infantry Company)		X		
07-2-1315	Conduct Patrol Operations (Infantry Company)		X		
07-2-1324	Conduct Area Security Operations		X		
07-2-1333	Conduct Stay-behind Operations (Infantry Company)		X		
07-2-1342	Conduct Tactical Movement (Infantry Company)		X		
07-2-1351	Conduct Tactical Movement in a Built-up Area (Infantry Company)		X		
07-2-1360	Control Civil Disturbance Operations (Antiarmor/ Infantry Company)				
07-2-1369	Cross a Water Obstacle (Dismounted) (Infantry Company)		X		
07-2-1378	Defend in an Urban Environment (Infantry Company)		X		
07-2-1387	Employ a Reserve Force (Infantry Company)		X		
07-2-1396	Employ Obstacles (Infantry Company)		X		
07-2-1405	Establish a Base Camp (Infantry Company)		X		
07-2-1414	Establish Checkpoints and or Roadblocks (Antiarmor/Infantry Company)		X		

ARTEP 7-12-MTP

Collective Tasks		FM 21-26	FM 21-60	FM 23-10	FM 23-23
07-2-1423	Perform Deployment or Redeployment Activities (Antiarmor/Infantry/Headquarters Company)			X	
07-2-1432	React to Snipers (Infantry Company)		X		
07-2-1450	Secure Routes (Infantry Company)		X		
07-2-1468	Take Action on Contact (Infantry Company)		X		
07-2-1477	Breach an Obstacle (Infantry Company)		X		
07-2-1486	Conduct Operations with Armored or Mechanized Infantry Vehicles in an Urban Environment (Infantry Company)		X		
07-2-1495	Perform Air Assault Operations (Antiarmor/Infantry Company)		X		
Employ Firepower					
07-2-3000	Conduct Overwatch and or Support by Fire (Infantry Company)		X		
07-2-3018	Employ Snipers (Infantry Company, Brigade Combat Team)		X		
07-2-3027	Integrate Direct Fires (Infantry Company)		X		
07-2-3036	Integrate Indirect Fire Support (Infantry Company)				
Protect the Force					
07-2-6000	Conduct Active Air Defense Measures Against Hostile Aircraft (Infantry Company)		X		
07-2-6005	Operate in an NBC Environment (Antiarmor/Infantry/Headquarters Company)				
07-2-6018	Conduct Passive Air Defense Measures (Infantry Company)		X	X	
07-2-6036	Cross an NBC Contaminated Area (Infantry Company)		X		
07-2-6045	Employ Camouflage, Concealment, and Deception Techniques (Infantry Company)		X		
07-2-6063	Maintain Operations Security (Infantry Company)		X		
07-2-6081	Prepare for a Chemical Attack (Infantry Company)				

Collective Tasks		FM 21-26	FM 21-60	FM 23-10	FM 23-23
07-2-6099	Prepare for a Nuclear Attack (Infantry Company)				
07-2-6117	React to a Chemical Attack (Infantry Company)				
07-2-6135	Respond to the Initial Effects of a Nuclear Attack (Infantry Company)				
07-2-6144	Conduct Operational Decontamination (Antiarmor/Infantry Company)		X		
Perform CSS and Sustainment					
07-2-4000	Conduct Resupply Operations (Antiarmor/Infantry Company)		X		
07-2-4009	Destroy Unit Vehicles and Equipment (Infantry/Headquarters Company)				
07-2-4027	Handle Enemy Prisoners of War (Infantry Company)				
07-2-4045	Process Captured Documents and Equipment (Infantry Company)				
07-2-4054	Secure Civilians During Operations (Antiarmor/Infantry Company)				
07-2-4063	Treat and Evacuate Casualties (Antiarmor/Infantry Company)		X		
Exercise Command and Control					
07-2-5009	Conduct a Rehearsal (Infantry Company)		X		
07-2-5027	Conduct Consolidation and Reorganization (Infantry Company)		X		
07-2-5036	Conduct Coordination (Infantry Company)				
07-2-5045	Conduct Negotiations (Infantry Company)				
07-2-5063	Conduct Risk Management (Infantry Company)				
07-2-5081	Conduct Troop-leading Procedures (Infantry Company)		X	X	
07-2-5090	Establish Communications (Infantry Company)		X		
07-2-5126	Occupy an Assembly Area (Infantry Company)		X		

ARTEP 7-12-MTP

Collective Tasks	FM 21-26	FM 21-60	FM 23-10	FM 23-23
07-2-5135 Operate a Command Post (Antiarmor/Infantry Company)		X		X
07-2-5153 Prepare for Combat (Infantry Company)				

Collective Tasks		FM 23-25	FM 23-27	FM 23-31	FM 23-34
Develop Intelligence					
07-2-2009	Conduct a Route Reconnaissance (Infantry Company)				
07-2-2018	Conduct an Area or Zone Reconnaissance (Infantry Company)				
07-2-2027	Establish Observation Posts (Infantry Company)				
07-2-2045	Operate in an Electronic Warfare Environment (Infantry Company)				
07-2-2054	Reconnoiter a Built-up Area (Infantry Company)				
07-2-2072	Report Tactical Information (Infantry Company)				
Deploy/Conduct Maneuver					
07-2-1000	Conduct an Attack (Infantry Company)				
07-2-1018	Conduct a Bypass (Infantry Company)				
07-2-1027	Conduct a Cordon and Search in a Built-up Area (Infantry Company)				
07-2-1045	Conduct a Defense (Infantry Company)				
07-2-1054	Conduct a Delay (Antiarmor/Infantry Company)				
07-2-1063	Conduct a Guard Mission (Infantry Company)				
07-2-1081	Conduct a Link-up (Infantry Company)				
07-2-1090	Conduct a Movement to Contact (Antiarmor/Infantry Company)				
07-2-1108	Conduct a Passage of Lines as the Passing Unit (Infantry Company)				
07-2-1126	Conduct a Passage of Lines as the Stationary Unit (Infantry Company)				
07-2-1135	Conduct a Raid (Infantry Company)				
07-2-1153	Conduct a Deliberate Relief in Place (Infantry Company)				
07-2-1171	Conduct a Screen (Infantry Company)				
07-2-1189	Conduct a Tactical Road March (Infantry Company) (Dismounted)				

ARTEP 7-12-MTP

Collective Tasks		FM 23-25	FM 23-27	FM 23-31	FM 23-34
07-2-1198	Conduct a Tactical Road March (Infantry Headquarters Company) (Mounted)				
07-2-1216	Conduct a Withdrawal (Infantry Company)				
07-2-1243	Conduct an Ambush (Infantry Company)				
07-2-1256	Conduct an Attack by Fire (Antiarmor/Infantry Company)				
07-2-1261	Conduct an Attack of a Built-up Area (Infantry Company)				
07-2-1270	Conduct an Infiltration or Exfiltration (Infantry Company)				
07-2-1279	Conduct Convoy Escort (Antiarmor/Infantry Company)				
07-2-1297	Conduct Hasty Displacement (Antiarmor/Infantry Company)				
07-2-1315	Conduct Patrol Operations (Infantry Company)				
07-2-1324	Conduct Area Security Operations				
07-2-1333	Conduct Stay-behind Operations (Infantry Company)				
07-2-1342	Conduct Tactical Movement (Infantry Company)				
07-2-1351	Conduct Tactical Movement in a Built-up Area (Infantry Company)				
07-2-1360	Control Civil Disturbance Operations (Antiarmor/Infantry Company)				
07-2-1369	Cross a Water Obstacle (Dismounted) (Infantry Company)				
07-2-1378	Defend in an Urban Environment (Infantry Company)				
07-2-1387	Employ a Reserve Force (Infantry Company)				
07-2-1396	Employ Obstacles (Infantry Company)				
07-2-1405	Establish a Base Camp (Infantry Company)				
07-2-1414	Establish Checkpoints and or Roadblocks (Antiarmor/Infantry Company)				

Collective Tasks		FM 23-25	FM 23-27	FM 23-31	FM 23-34
07-2-1423	Perform Deployment or Redeployment Activities (Antiarmor/Infantry/Headquarters Company)	X	X	X	X
07-2-1432	React to Snipers (Infantry Company)				
07-2-1450	Secure Routes (Infantry Company)				
07-2-1468	Take Action on Contact (Infantry Company)				
07-2-1477	Breach an Obstacle (Infantry Company)				
07-2-1486	Conduct Operations with Armored or Mechanized Infantry Vehicles in an Urban Environment (Infantry Company)				
07-2-1495	Perform Air Assault Operations (Antiarmor/Infantry Company)				
Employ Firepower					
07-2-3000	Conduct Overwatch and or Support by Fire (Infantry Company)				
07-2-3018	Employ Snipers (Infantry Company, Brigade Combat Team)				
07-2-3027	Integrate Direct Fires (Infantry Company)				
07-2-3036	Integrate Indirect Fire Support (Infantry Company)				
Protect the Force					
07-2-6000	Conduct Active Air Defense Measures Against Hostile Aircraft (Infantry Company)				
07-2-6005	Operate in an NBC Environment (Antiarmor/Infantry/Headquarters Company)				
07-2-6018	Conduct Passive Air Defense Measures (Infantry Company)	X			
07-2-6036	Cross an NBC Contaminated Area (Infantry Company)				
07-2-6045	Employ Camouflage, Concealment, and Deception Techniques (Infantry Company)				
07-2-6063	Maintain Operations Security (Infantry Company)				
07-2-6081	Prepare for a Chemical Attack (Infantry Company)				

ARTEP 7-12-MTP

Collective Tasks		FM 23-25	FM 23-27	FM 23-31	FM 23-34
07-2-6099	Prepare for a Nuclear Attack (Infantry Company)				
07-2-6117	React to a Chemical Attack (Infantry Company)				
07-2-6135	Respond to the Initial Effects of a Nuclear Attack (Infantry Company)				
07-2-6144	Conduct Operational Decontamination (Antiarmor/Infantry Company)				
Perform CSS and Sustainment					
07-2-4000	Conduct Resupply Operations (Antiarmor/Infantry Company)				
07-2-4009	Destroy Unit Vehicles and Equipment (Infantry/Headquarters Company)				
07-2-4027	Handle Enemy Prisoners of War (Infantry Company)				
07-2-4045	Process Captured Documents and Equipment (Infantry Company)				
07-2-4054	Secure Civilians During Operations (Antiarmor/Infantry Company)				
07-2-4063	Treat and Evacuate Casualties (Antiarmor/Infantry Company)				
Exercise Command and Control					
07-2-5009	Conduct a Rehearsal (Infantry Company)				
07-2-5027	Conduct Consolidation and Reorganization (Infantry Company)				
07-2-5036	Conduct Coordination (Infantry Company)				
07-2-5045	Conduct Negotiations (Infantry Company)				
07-2-5063	Conduct Risk Management (Infantry Company)				
07-2-5081	Conduct Troop-leading Procedures (Infantry Company)	X			
07-2-5090	Establish Communications (Infantry Company)				
07-2-5126	Occupy an Assembly Area (Infantry Company)				

Collective Tasks	FM 23-25	FM 23-27	FM 23-31	FM 23-34
07-2-5135 Operate a Command Post (Antiarmor/Infantry Company)				
07-2-5153 Prepare for Combat (Infantry Company)				

ARTEP 7-12-MTP

Collective Tasks		FM 23-35	FM 23-37	FM 23-65	FM 23-9
Develop Intelligence					
07-2-2009	Conduct a Route Reconnaissance (Infantry Company)				
07-2-2018	Conduct an Area or Zone Reconnaissance (Infantry Company)				
07-2-2027	Establish Observation Posts (Infantry Company)				
07-2-2045	Operate in an Electronic Warfare Environment (Infantry Company)				
07-2-2054	Reconnoiter a Built-up Area (Infantry Company)				
07-2-2072	Report Tactical Information (Infantry Company)				
Deploy/Conduct Maneuver					
07-2-1000	Conduct an Attack (Infantry Company)				
07-2-1018	Conduct a Bypass (Infantry Company)				
07-2-1027	Conduct a Cordon and Search in a Built-up Area (Infantry Company)				
07-2-1045	Conduct a Defense (Infantry Company)				
07-2-1054	Conduct a Delay (Antiarmor/Infantry Company)				
07-2-1063	Conduct a Guard Mission (Infantry Company)				
07-2-1081	Conduct a Link-up (Infantry Company)				
07-2-1090	Conduct a Movement to Contact (Antiarmor/Infantry Company)				
07-2-1108	Conduct a Passage of Lines as the Passing Unit (Infantry Company)				
07-2-1126	Conduct a Passage of Lines as the Stationary Unit (Infantry Company)				
07-2-1135	Conduct a Raid (Infantry Company)				
07-2-1153	Conduct a Deliberate Relief in Place (Infantry Company)				
07-2-1171	Conduct a Screen (Infantry Company)				
07-2-1189	Conduct a Tactical Road March (Infantry Company) (Dismounted)				

Collective Tasks		FM 23-35	FM 23-37	FM 23-65	FM 23-9
07-2-1198	Conduct a Tactical Road March (Infantry/ Headquarters Company) (Mounted)				
07-2-1216	Conduct a Withdrawal (Infantry Company)				
07-2-1243	Conduct an Ambush (Infantry Company)				
07-2-1256	Conduct an Attack by Fire (Antiarmor/Infantry Company)				
07-2-1261	Conduct an Attack of a Built-up Area (Infantry Company)				
07-2-1270	Conduct an Infiltration or Exfiltration (Infantry Company)				
07-2-1279	Conduct Convoy Escort (Antiarmor/Infantry Company)				
07-2-1297	Conduct Hasty Displacement (Antiarmor/Infantry Company)				
07-2-1315	Conduct Patrol Operations (Infantry Company)				
07-2-1324	Conduct Area Security Operations				
07-2-1333	Conduct Stay-behind Operations (Infantry Company)				
07-2-1342	Conduct Tactical Movement (Infantry Company)				
07-2-1351	Conduct Tactical Movement in a Built-up Area (Infantry Company)				
07-2-1360	Control Civil Disturbance Operations (Antiarmor/ Infantry Company)				
07-2-1369	Cross a Water Obstacle (Dismounted) (Infantry Company)				
07-2-1378	Defend in an Urban Environment (Infantry Company)				
07-2-1387	Employ a Reserve Force (Infantry Company)				
07-2-1396	Employ Obstacles (Infantry Company)				
07-2-1405	Establish a Base Camp (Infantry Company)				
07-2-1414	Establish Checkpoints and or Roadblocks (Antiarmor/Infantry Company)				

ARTEP 7-12-MTP

Collective Tasks		FM 23-35	FM 23-37	FM 23-65	FM 23-9
07-2-1423	Perform Deployment or Redeployment Activities (Antiarmor/Infantry/Headquarters Company)	X	X	X	X
07-2-1432	React to Snipers (Infantry Company)				
07-2-1450	Secure Routes (Infantry Company)				
07-2-1468	Take Action on Contact (Infantry Company)				
07-2-1477	Breach an Obstacle (Infantry Company)				
07-2-1486	Conduct Operations with Armored or Mechanized Infantry Vehicles in an Urban Environment (Infantry Company)				
07-2-1495	Perform Air Assault Operations (Antiarmor/Infantry Company)				
Employ Firepower					
07-2-3000	Conduct Overwatch and or Support by Fire (Infantry Company)				
07-2-3018	Employ Snipers (Infantry Company, Brigade Combat Team)				
07-2-3027	Integrate Direct Fires (Infantry Company)				
07-2-3036	Integrate Indirect Fire Support (Infantry Company)				
Protect the Force					
07-2-6000	Conduct Active Air Defense Measures Against Hostile Aircraft (Infantry Company)				
07-2-6005	Operate in an NBC Environment (Antiarmor/Infantry/Headquarters Company)				
07-2-6018	Conduct Passive Air Defense Measures (Infantry Company)	X	X		
07-2-6036	Cross an NBC Contaminated Area (Infantry Company)				
07-2-6045	Employ Camouflage, Concealment, and Deception Techniques (Infantry Company)				
07-2-6063	Maintain Operations Security (Infantry Company)				
07-2-6081	Prepare for a Chemical Attack (Infantry Company)				

Collective Tasks		FM 23-35	FM 23-37	FM 23-65	FM 23-9
07-2-6099	Prepare for a Nuclear Attack (Infantry Company)				
07-2-6117	React to a Chemical Attack (Infantry Company)				
07-2-6135	Respond to the Initial Effects of a Nuclear Attack (Infantry Company)				
07-2-6144	Conduct Operational Decontamination (Antiarmor/Infantry Company)				
Perform CSS and Sustainment					
07-2-4000	Conduct Resupply Operations (Antiarmor/Infantry Company)				
07-2-4009	Destroy Unit Vehicles and Equipment (Infantry/Headquarters Company)				
07-2-4027	Handle Enemy Prisoners of War (Infantry Company)				
07-2-4045	Process Captured Documents and Equipment (Infantry Company)				
07-2-4054	Secure Civilians During Operations (Antiarmor/Infantry Company)				
07-2-4063	Treat and Evacuate Casualties (Antiarmor/Infantry Company)				
Exercise Command and Control					
07-2-5009	Conduct a Rehearsal (Infantry Company)				
07-2-5027	Conduct Consolidation and Reorganization (Infantry Company)				
07-2-5036	Conduct Coordination (Infantry Company)				
07-2-5045	Conduct Negotiations (Infantry Company)				
07-2-5063	Conduct Risk Management (Infantry Company)				
07-2-5081	Conduct Troop-leading Procedures (Infantry Company)	X	X		
07-2-5090	Establish Communications (Infantry Company)				
07-2-5126	Occupy an Assembly Area (Infantry Company)				
07-2-5135	Operate a Command Post (Antiarmor/Infantry Company)				

ARTEP 7-12-MTP

Collective Tasks	FM 23-35	FM 23-37	FM 23-65	FM 23-9
07-2-5153 Prepare for Combat (Infantry Company)				

Collective Tasks		FM 23-91	FM 24-1	FM 24-12	FM 24-19
Develop Intelligence					
07-2-2009	Conduct a Route Reconnaissance (Infantry Company)				
07-2-2018	Conduct an Area or Zone Reconnaissance (Infantry Company)				
07-2-2027	Establish Observation Posts (Infantry Company)		X		
07-2-2045	Operate in an Electronic Warfare Environment (Infantry Company)				
07-2-2054	Reconnoiter a Built-up Area (Infantry Company)				
07-2-2072	Report Tactical Information (Infantry Company)				
Deploy/Conduct Maneuver					
07-2-1000	Conduct an Attack (Infantry Company)				
07-2-1018	Conduct a Bypass (Infantry Company)				
07-2-1027	Conduct a Cordon and Search in a Built-up Area (Infantry Company)				
07-2-1045	Conduct a Defense (Infantry Company)				
07-2-1054	Conduct a Delay (Antiarmor/Infantry Company)				
07-2-1063	Conduct a Guard Mission (Infantry Company)				
07-2-1081	Conduct a Link-up (Infantry Company)				
07-2-1090	Conduct a Movement to Contact (Antiarmor/Infantry Company)				
07-2-1108	Conduct a Passage of Lines as the Passing Unit (Infantry Company)				
07-2-1126	Conduct a Passage of Lines as the Stationary Unit (Infantry Company)		X	X	X
07-2-1135	Conduct a Raid (Infantry Company)				
07-2-1153	Conduct a Deliberate Relief in Place (Infantry Company)				
07-2-1171	Conduct a Screen (Infantry Company)				
07-2-1189	Conduct a Tactical Road March (Infantry Company) (Dismounted)				

ARTEP 7-12-MTP

Collective Tasks		FM 23-91	FM 24-1	FM 24-12	FM 24-19
07-2-1198	Conduct a Tactical Road March (Infantry/ Headquarters Company) (Mounted)				
07-2-1216	Conduct a Withdrawal (Infantry Company)				
07-2-1243	Conduct an Ambush (Infantry Company)				
07-2-1256	Conduct an Attack by Fire (Antiarmor/Infantry Company)				
07-2-1261	Conduct an Attack of a Built-up Area (Infantry Company)				
07-2-1270	Conduct an Infiltration or Exfiltration (Infantry Company)				
07-2-1279	Conduct Convoy Escort (Antiarmor/Infantry Company)				
07-2-1297	Conduct Hasty Displacement (Antiarmor/Infantry Company)				
07-2-1315	Conduct Patrol Operations (Infantry Company)				
07-2-1324	Conduct Area Security Operations				
07-2-1333	Conduct Stay-behind Operations (Infantry Company)				
07-2-1342	Conduct Tactical Movement (Infantry Company)				
07-2-1351	Conduct Tactical Movement in a Built-up Area (Infantry Company)				
07-2-1360	Control Civil Disturbance Operations (Antiarmor/ Infantry Company)				
07-2-1369	Cross a Water Obstacle (Dismounted) (Infantry Company)				
07-2-1378	Defend in an Urban Environment (Infantry Company)				
07-2-1387	Employ a Reserve Force (Infantry Company)		X	X	X
07-2-1396	Employ Obstacles (Infantry Company)				
07-2-1405	Establish a Base Camp (Infantry Company)		X		
07-2-1414	Establish Checkpoints and or Roadblocks (Antiarmor/Infantry Company)				

Collective Tasks		FM 23-91	FM 24-1	FM 24-12	FM 24-19
07-2-1423	Perform Deployment or Redeployment Activities (Antiarmor/Infantry/Headquarters Company)	X			
07-2-1432	React to Snipers (Infantry Company)				
07-2-1450	Secure Routes (Infantry Company)				
07-2-1468	Take Action on Contact (Infantry Company)				
07-2-1477	Breach an Obstacle (Infantry Company)				
07-2-1486	Conduct Operations with Armored or Mechanized Infantry Vehicles in an Urban Environment (Infantry Company)				
07-2-1495	Perform Air Assault Operations (Antiarmor/Infantry Company)				
Employ Firepower					
07-2-3000	Conduct Overwatch and or Support by Fire (Infantry Company)				
07-2-3018	Employ Snipers (Infantry Company, Brigade Combat Team)				
07-2-3027	Integrate Direct Fires (Infantry Company)				
07-2-3036	Integrate Indirect Fire Support (Infantry Company)				
Protect the Force					
07-2-6000	Conduct Active Air Defense Measures Against Hostile Aircraft (Infantry Company)				
07-2-6005	Operate in an NBC Environment (Antiarmor/Infantry/Headquarters Company)				
07-2-6018	Conduct Passive Air Defense Measures (Infantry Company)				
07-2-6036	Cross an NBC Contaminated Area (Infantry Company)				
07-2-6045	Employ Camouflage, Concealment, and Deception Techniques (Infantry Company)				
07-2-6063	Maintain Operations Security (Infantry Company)		X		
07-2-6081	Prepare for a Chemical Attack (Infantry Company)				

ARTEP 7-12-MTP

Collective Tasks		FM 23-91	FM 24-1	FM 24-12	FM 24-19
07-2-6099	Prepare for a Nuclear Attack (Infantry Company)				
07-2-6117	React to a Chemical Attack (Infantry Company)				
07-2-6135	Respond to the Initial Effects of a Nuclear Attack (Infantry Company)				
07-2-6144	Conduct Operational Decontamination (Antiarmor/Infantry Company)				
Perform CSS and Sustainment					
07-2-4000	Conduct Resupply Operations (Antiarmor/Infantry Company)				
07-2-4009	Destroy Unit Vehicles and Equipment (Infantry/Headquarters Company)				
07-2-4027	Handle Enemy Prisoners of War (Infantry Company)				
07-2-4045	Process Captured Documents and Equipment (Infantry Company)				
07-2-4054	Secure Civilians During Operations (Antiarmor/Infantry Company)				
07-2-4063	Treat and Evacuate Casualties (Antiarmor/Infantry Company)				
Exercise Command and Control					
07-2-5009	Conduct a Rehearsal (Infantry Company)				
07-2-5027	Conduct Consolidation and Reorganization (Infantry Company)				
07-2-5036	Conduct Coordination (Infantry Company)				
07-2-5045	Conduct Negotiations (Infantry Company)				
07-2-5063	Conduct Risk Management (Infantry Company)				
07-2-5081	Conduct Troop-leading Procedures (Infantry Company)				
07-2-5090	Establish Communications (Infantry Company)		X	X	X
07-2-5126	Occupy an Assembly Area (Infantry Company)				
07-2-5135	Operate a Command Post (Antiarmor/Infantry Company)		X		

Collective Tasks	FM 23-91	FM 24-1	FM 24-12	FM 24-19
07-2-5153 Prepare for Combat (Infantry Company)				

ARTEP 7-12-MTP

Collective Tasks		FM 24-35	FM 24-35-1	FM 25-100	FM 25-101
Develop Intelligence					
07-2-2009	Conduct a Route Reconnaissance (Infantry Company)	X	X		
07-2-2018	Conduct an Area or Zone Reconnaissance (Infantry Company)	X	X		
07-2-2027	Establish Observation Posts (Infantry Company)	X	X		
07-2-2045	Operate in an Electronic Warfare Environment (Infantry Company)	X	X		
07-2-2054	Reconnoiter a Built-up Area (Infantry Company)	X	X		
07-2-2072	Report Tactical Information (Infantry Company)	X	X		
Deploy/Conduct Maneuver					
07-2-1000	Conduct an Attack (Infantry Company)	X	X		
07-2-1018	Conduct a Bypass (Infantry Company)	X	X		
07-2-1027	Conduct a Cordon and Search in a Built-up Area (Infantry Company)	X	X		
07-2-1045	Conduct a Defense (Infantry Company)	X	X		
07-2-1054	Conduct a Delay (Antiarmor/Infantry Company)	X	X		
07-2-1063	Conduct a Guard Mission (Infantry Company)	X	X		
07-2-1081	Conduct a Link-up (Infantry Company)	X	X		
07-2-1090	Conduct a Movement to Contact (Antiarmor/Infantry Company)	X	X		
07-2-1108	Conduct a Passage of Lines as the Passing Unit (Infantry Company)	X	X		
07-2-1126	Conduct a Passage of Lines as the Stationary Unit (Infantry Company)	X	X		
07-2-1135	Conduct a Raid (Infantry Company)	X	X		
07-2-1153	Conduct a Deliberate Relief in Place (Infantry Company)	X	X		
07-2-1171	Conduct a Screen (Infantry Company)	X	X		
07-2-1189	Conduct a Tactical Road March (Infantry Company) (Dismounted)	X	X		

Collective Tasks		FM 24-35	FM 24-35-1	FM 25-100	FM 25-101
07-2-1198	Conduct a Tactical Road March (Infantry/ Headquarters Company) (Mounted)	X			
07-2-1216	Conduct a Withdrawal (Infantry Company)	X	X		
07-2-1243	Conduct an Ambush (Infantry Company)	X	X		
07-2-1256	Conduct an Attack by Fire (Antiarmor/Infantry Company)	X	X		
07-2-1261	Conduct an Attack of a Built-up Area (Infantry Company)	X	X		
07-2-1270	Conduct an Infiltration or Exfiltration (Infantry Company)	X	X		
07-2-1279	Conduct Convoy Escort (Antiarmor/Infantry Company)	X	X		
07-2-1297	Conduct Hasty Displacement (Antiarmor/Infantry Company)	X	X		
07-2-1315	Conduct Patrol Operations (Infantry Company)	X	X		
07-2-1324	Conduct Area Security Operations	X	X		
07-2-1333	Conduct Stay-behind Operations (Infantry Company)	X	X		
07-2-1342	Conduct Tactical Movement (Infantry Company)	X	X		
07-2-1351	Conduct Tactical Movement in a Built-up Area (Infantry Company)	X	X		
07-2-1360	Control Civil Disturbance Operations (Antiarmor/ Infantry Company)				
07-2-1369	Cross a Water Obstacle (Dismounted) (Infantry Company)	X	X		
07-2-1378	Defend in an Urban Environment (Infantry Company)	X	X		
07-2-1387	Employ a Reserve Force (Infantry Company)	X	X		
07-2-1396	Employ Obstacles (Infantry Company)	X	X		
07-2-1405	Establish a Base Camp (Infantry Company)	X	X		
07-2-1414	Establish Checkpoints and or Roadblocks (Antiarmor/Infantry Company)	X	X		

ARTEP 7-12-MTP

Collective Tasks		FM 24-35	FM 24-35-1	FM 25-100	FM 25-101
07-2-1423	Perform Deployment or Redeployment Activities (Antiarmor/Infantry/Headquarters Company)			X	X
07-2-1432	React to Snipers (Infantry Company)	X	X		
07-2-1450	Secure Routes (Infantry Company)	X	X		
07-2-1468	Take Action on Contact (Infantry Company)	X	X		
07-2-1477	Breach an Obstacle (Infantry Company)	X	X		
07-2-1486	Conduct Operations with Armored or Mechanized Infantry Vehicles in an Urban Environment (Infantry Company)	X	X		
07-2-1495	Perform Air Assault Operations (Antiarmor/Infantry Company)	X	X		
Employ Firepower					
07-2-3000	Conduct Overwatch and or Support by Fire (Infantry Company)	X	X		
07-2-3018	Employ Snipers (Infantry Company, Brigade Combat Team)	X	X		
07-2-3027	Integrate Direct Fires (Infantry Company)	X	X		
07-2-3036	Integrate Indirect Fire Support (Infantry Company)	X	X		
Protect the Force					
07-2-6000	Conduct Active Air Defense Measures Against Hostile Aircraft (Infantry Company)	X			
07-2-6005	Operate in an NBC Environment (Antiarmor/Infantry/Headquarters Company)				
07-2-6018	Conduct Passive Air Defense Measures (Infantry Company)	X	X		
07-2-6036	Cross an NBC Contaminated Area (Infantry Company)	X	X		
07-2-6045	Employ Camouflage, Concealment, and Deception Techniques (Infantry Company)	X	X		
07-2-6063	Maintain Operations Security (Infantry Company)	X	X		
07-2-6081	Prepare for a Chemical Attack (Infantry Company)				

Collective Tasks		FM 24-35	FM 24-35-1	FM 25-100	FM 25-101
07-2-6099	Prepare for a Nuclear Attack (Infantry Company)				
07-2-6117	React to a Chemical Attack (Infantry Company)				
07-2-6135	Respond to the Initial Effects of a Nuclear Attack (Infantry Company)				
07-2-6144	Conduct Operational Decontamination (Antiarmor/Infantry Company)	X	X		
Perform CSS and Sustainment					
07-2-4000	Conduct Resupply Operations (Antiarmor/Infantry Company)	X	X		
07-2-4009	Destroy Unit Vehicles and Equipment (Infantry/Headquarters Company)	X	X		
07-2-4027	Handle Enemy Prisoners of War (Infantry Company)				
07-2-4045	Process Captured Documents and Equipment (Infantry Company)				
07-2-4054	Secure Civilians During Operations (Antiarmor/Infantry Company)	X	X		
07-2-4063	Treat and Evacuate Casualties (Antiarmor/Infantry Company)	X	X		
Exercise Command and Control					
07-2-5009	Conduct a Rehearsal (Infantry Company)	X	X		
07-2-5027	Conduct Consolidation and Reorganization (Infantry Company)	X	X		
07-2-5036	Conduct Coordination (Infantry Company)				
07-2-5045	Conduct Negotiations (Infantry Company)				
07-2-5063	Conduct Risk Management (Infantry Company)				
07-2-5081	Conduct Troop-leading Procedures (Infantry Company)	X	X		
07-2-5090	Establish Communications (Infantry Company)	X	X		
07-2-5126	Occupy an Assembly Area (Infantry Company)	X	X		
07-2-5135	Operate a Command Post (Antiarmor/Infantry Company)	X	X		

ARTEP 7-12-MTP

Collective Tasks	FM 24-35	FM 24-35-1	FM 25-100	FM 25-101
07-2-5153 Prepare for Combat (Infantry Company)	X	X		

Collective Tasks		FM 25-5	FM 27-1	FM 3-100	FM 3-19
Develop Intelligence					
07-2-2009	Conduct a Route Reconnaissance (Infantry Company)				
07-2-2018	Conduct an Area or Zone Reconnaissance (Infantry Company)				
07-2-2027	Establish Observation Posts (Infantry Company)				
07-2-2045	Operate in an Electronic Warfare Environment (Infantry Company)				
07-2-2054	Reconnoiter a Built-up Area (Infantry Company)				
07-2-2072	Report Tactical Information (Infantry Company)				
Deploy/Conduct Maneuver					
07-2-1000	Conduct an Attack (Infantry Company)				
07-2-1018	Conduct a Bypass (Infantry Company)				
07-2-1027	Conduct a Cordon and Search in a Built-up Area (Infantry Company)				
07-2-1045	Conduct a Defense (Infantry Company)				
07-2-1054	Conduct a Delay (Antiarmor/Infantry Company)				
07-2-1063	Conduct a Guard Mission (Infantry Company)				
07-2-1081	Conduct a Link-up (Infantry Company)				
07-2-1090	Conduct a Movement to Contact (Antiarmor/Infantry Company)				
07-2-1108	Conduct a Passage of Lines as the Passing Unit (Infantry Company)				
07-2-1126	Conduct a Passage of Lines as the Stationary Unit (Infantry Company)				
07-2-1135	Conduct a Raid (Infantry Company)				
07-2-1153	Conduct a Deliberate Relief in Place (Infantry Company)				
07-2-1171	Conduct a Screen (Infantry Company)				
07-2-1189	Conduct a Tactical Road March (Infantry Company) (Dismounted)				

ARTEP 7-12-MTP

Collective Tasks		FM 25-5	FM 27-1	FM 3-100	FM 3-19
07-2-1198	Conduct a Tactical Road March (Infantry/ Headquarters Company) (Mounted)				
07-2-1216	Conduct a Withdrawal (Infantry Company)				
07-2-1243	Conduct an Ambush (Infantry Company)				
07-2-1256	Conduct an Attack by Fire (Antiarmor/Infantry Company)				
07-2-1261	Conduct an Attack of a Built-up Area (Infantry Company)				
07-2-1270	Conduct an Infiltration or Exfiltration (Infantry Company)				
07-2-1279	Conduct Convoy Escort (Antiarmor/Infantry Company)				
07-2-1297	Conduct Hasty Displacement (Antiarmor/Infantry Company)				
07-2-1315	Conduct Patrol Operations (Infantry Company)				
07-2-1324	Conduct Area Security Operations				
07-2-1333	Conduct Stay-behind Operations (Infantry Company)				
07-2-1342	Conduct Tactical Movement (Infantry Company)				
07-2-1351	Conduct Tactical Movement in a Built-up Area (Infantry Company)				
07-2-1360	Control Civil Disturbance Operations (Antiarmor/ Infantry Company)				
07-2-1369	Cross a Water Obstacle (Dismounted) (Infantry Company)				
07-2-1378	Defend in an Urban Environment (Infantry Company)				
07-2-1387	Employ a Reserve Force (Infantry Company)				
07-2-1396	Employ Obstacles (Infantry Company)				
07-2-1405	Establish a Base Camp (Infantry Company)				
07-2-1414	Establish Checkpoints and or Roadblocks (Antiarmor/Infantry Company)				

Collective Tasks		FM 25-5	FM 27-1	FM 3-100	FM 3-19
07-2-1423	Perform Deployment or Redeployment Activities (Antiarmor/Infantry/Headquarters Company)	X	X		
07-2-1432	React to Snipers (Infantry Company)				
07-2-1450	Secure Routes (Infantry Company)				
07-2-1468	Take Action on Contact (Infantry Company)				
07-2-1477	Breach an Obstacle (Infantry Company)				
07-2-1486	Conduct Operations with Armored or Mechanized Infantry Vehicles in an Urban Environment (Infantry Company)				
07-2-1495	Perform Air Assault Operations (Antiarmor/Infantry Company)				
Employ Firepower					
07-2-3000	Conduct Overwatch and or Support by Fire (Infantry Company)				
07-2-3018	Employ Snipers (Infantry Company, Brigade Combat Team)				
07-2-3027	Integrate Direct Fires (Infantry Company)				
07-2-3036	Integrate Indirect Fire Support (Infantry Company)				
Protect the Force					
07-2-6000	Conduct Active Air Defense Measures Against Hostile Aircraft (Infantry Company)				
07-2-6005	Operate in an NBC Environment (Antiarmor/Infantry/Headquarters Company)			X	X
07-2-6018	Conduct Passive Air Defense Measures (Infantry Company)			X	
07-2-6036	Cross an NBC Contaminated Area (Infantry Company)				
07-2-6045	Employ Camouflage, Concealment, and Deception Techniques (Infantry Company)				
07-2-6063	Maintain Operations Security (Infantry Company)				
07-2-6081	Prepare for a Chemical Attack (Infantry Company)				

ARTEP 7-12-MTP

Collective Tasks		FM 25-5	FM 27-1	FM 3-100	FM 3-19
07-2-6099	Prepare for a Nuclear Attack (Infantry Company)				
07-2-6117	React to a Chemical Attack (Infantry Company)				
07-2-6135	Respond to the Initial Effects of a Nuclear Attack (Infantry Company)				
07-2-6144	Conduct Operational Decontamination (Antiarmor/Infantry Company)			X	
Perform CSS and Sustainment					
07-2-4000	Conduct Resupply Operations (Antiarmor/Infantry Company)				
07-2-4009	Destroy Unit Vehicles and Equipment (Infantry/Headquarters Company)				
07-2-4027	Handle Enemy Prisoners of War (Infantry Company)				
07-2-4045	Process Captured Documents and Equipment (Infantry Company)				
07-2-4054	Secure Civilians During Operations (Antiarmor/Infantry Company)				
07-2-4063	Treat and Evacuate Casualties (Antiarmor/Infantry Company)				
Exercise Command and Control					
07-2-5009	Conduct a Rehearsal (Infantry Company)				
07-2-5027	Conduct Consolidation and Reorganization (Infantry Company)				
07-2-5036	Conduct Coordination (Infantry Company)				
07-2-5045	Conduct Negotiations (Infantry Company)				
07-2-5063	Conduct Risk Management (Infantry Company)				
07-2-5081	Conduct Troop-leading Procedures (Infantry Company)			X	
07-2-5090	Establish Communications (Infantry Company)				
07-2-5126	Occupy an Assembly Area (Infantry Company)				
07-2-5135	Operate a Command Post (Antiarmor/Infantry Company)				

Collective Tasks	FM 25-5	FM 27-1	FM 3-100	FM 3-19
07-2-5153 Prepare for Combat (Infantry Company)				

ARTEP 7-12-MTP

Collective Tasks		FM 3-22.68	FM 3-3	FM 3-3-1	FM 3-34.2
Develop Intelligence					
07-2-2009	Conduct a Route Reconnaissance (Infantry Company)				
07-2-2018	Conduct an Area or Zone Reconnaissance (Infantry Company)				
07-2-2027	Establish Observation Posts (Infantry Company)				
07-2-2045	Operate in an Electronic Warfare Environment (Infantry Company)				
07-2-2054	Reconnoiter a Built-up Area (Infantry Company)				
07-2-2072	Report Tactical Information (Infantry Company)				
Deploy/Conduct Maneuver					
07-2-1000	Conduct an Attack (Infantry Company)				
07-2-1018	Conduct a Bypass (Infantry Company)				
07-2-1027	Conduct a Cordon and Search in a Built-up Area (Infantry Company)				
07-2-1045	Conduct a Defense (Infantry Company)				
07-2-1054	Conduct a Delay (Antiarmor/Infantry Company)				
07-2-1063	Conduct a Guard Mission (Infantry Company)				
07-2-1081	Conduct a Link-up (Infantry Company)				
07-2-1090	Conduct a Movement to Contact (Antiarmor/Infantry Company)				
07-2-1108	Conduct a Passage of Lines as the Passing Unit (Infantry Company)				
07-2-1126	Conduct a Passage of Lines as the Stationary Unit (Infantry Company)				
07-2-1135	Conduct a Raid (Infantry Company)				X
07-2-1153	Conduct a Deliberate Relief in Place (Infantry Company)				
07-2-1171	Conduct a Screen (Infantry Company)				
07-2-1189	Conduct a Tactical Road March (Infantry Company) (Dismounted)				

Collective Tasks		FM 3-22.68	FM 3-3	FM 3-3-1	FM 3-34.2
07-2-1198	Conduct a Tactical Road March (Infantry/ Headquarters Company) (Mounted)				
07-2-1216	Conduct a Withdrawal (Infantry Company)				
07-2-1243	Conduct an Ambush (Infantry Company)				
07-2-1256	Conduct an Attack by Fire (Antiarmor/Infantry Company)				
07-2-1261	Conduct an Attack of a Built-up Area (Infantry Company)				X
07-2-1270	Conduct an Infiltration or Exfiltration (Infantry Company)				
07-2-1279	Conduct Convoy Escort (Antiarmor/Infantry Company)				
07-2-1297	Conduct Hasty Displacement (Antiarmor/Infantry Company)				
07-2-1315	Conduct Patrol Operations (Infantry Company)				
07-2-1324	Conduct Area Security Operations				
07-2-1333	Conduct Stay-behind Operations (Infantry Company)				
07-2-1342	Conduct Tactical Movement (Infantry Company)				
07-2-1351	Conduct Tactical Movement in a Built-up Area (Infantry Company)				
07-2-1360	Control Civil Disturbance Operations (Antiarmor/ Infantry Company)				
07-2-1369	Cross a Water Obstacle (Dismounted) (Infantry Company)				
07-2-1378	Defend in an Urban Environment (Infantry Company)				
07-2-1387	Employ a Reserve Force (Infantry Company)				
07-2-1396	Employ Obstacles (Infantry Company)				
07-2-1405	Establish a Base Camp (Infantry Company)				
07-2-1414	Establish Checkpoints and or Roadblocks (Antiarmor/Infantry Company)				

ARTEP 7-12-MTP

Collective Tasks		FM 3-22.68	FM 3-3	FM 3-3-1	FM 3-34.2
07-2-1423	Perform Deployment or Redeployment Activities (Antiarmor/Infantry/Headquarters Company)	X			
07-2-1432	React to Snipers (Infantry Company)				
07-2-1450	Secure Routes (Infantry Company)				
07-2-1468	Take Action on Contact (Infantry Company)				
07-2-1477	Breach an Obstacle (Infantry Company)				X
07-2-1486	Conduct Operations with Armored or Mechanized Infantry Vehicles in an Urban Environment (Infantry Company)				
07-2-1495	Perform Air Assault Operations (Antiarmor/Infantry Company)				
Employ Firepower					
07-2-3000	Conduct Overwatch and or Support by Fire (Infantry Company)				
07-2-3018	Employ Snipers (Infantry Company, Brigade Combat Team)				
07-2-3027	Integrate Direct Fires (Infantry Company)				
07-2-3036	Integrate Indirect Fire Support (Infantry Company)				
Protect the Force					
07-2-6000	Conduct Active Air Defense Measures Against Hostile Aircraft (Infantry Company)				
07-2-6005	Operate in an NBC Environment (Antiarmor/Infantry/Headquarters Company)		X	X	
07-2-6018	Conduct Passive Air Defense Measures (Infantry Company)				
07-2-6036	Cross an NBC Contaminated Area (Infantry Company)		X	X	
07-2-6045	Employ Camouflage, Concealment, and Deception Techniques (Infantry Company)				
07-2-6063	Maintain Operations Security (Infantry Company)				
07-2-6081	Prepare for a Chemical Attack (Infantry Company)		X		

Collective Tasks		FM 3-22.68	FM 3-3	FM 3-3-1	FM 3-34.2
07-2-6099	Prepare for a Nuclear Attack (Infantry Company)			X	
07-2-6117	React to a Chemical Attack (Infantry Company)		X		
07-2-6135	Respond to the Initial Effects of a Nuclear Attack (Infantry Company)		X	X	
07-2-6144	Conduct Operational Decontamination (Antiarmor/Infantry Company)				
Perform CSS and Sustainment					
07-2-4000	Conduct Resupply Operations (Antiarmor/Infantry Company)				
07-2-4009	Destroy Unit Vehicles and Equipment (Infantry/Headquarters Company)				
07-2-4027	Handle Enemy Prisoners of War (Infantry Company)				
07-2-4045	Process Captured Documents and Equipment (Infantry Company)				
07-2-4054	Secure Civilians During Operations (Antiarmor/Infantry Company)				
07-2-4063	Treat and Evacuate Casualties (Antiarmor/Infantry Company)				
Exercise Command and Control					
07-2-5009	Conduct a Rehearsal (Infantry Company)				
07-2-5027	Conduct Consolidation and Reorganization (Infantry Company)				
07-2-5036	Conduct Coordination (Infantry Company)				
07-2-5045	Conduct Negotiations (Infantry Company)				
07-2-5063	Conduct Risk Management (Infantry Company)				
07-2-5081	Conduct Troop-leading Procedures (Infantry Company)				
07-2-5090	Establish Communications (Infantry Company)				
07-2-5126	Occupy an Assembly Area (Infantry Company)				
07-2-5135	Operate a Command Post (Antiarmor/Infantry Company)				

ARTEP 7-12-MTP

Collective Tasks	FM 3-22.68	FM 3-3	FM 3-3-1	FM 3-34.2
07-2-5153 Prepare for Combat (Infantry Company)				

Collective Tasks		FM 3-4	FM 34-2-1	FM 34-8	FM 3-5
Develop Intelligence					
07-2-2009	Conduct a Route Reconnaissance (Infantry Company)				
07-2-2018	Conduct an Area or Zone Reconnaissance (Infantry Company)				
07-2-2027	Establish Observation Posts (Infantry Company)				
07-2-2045	Operate in an Electronic Warfare Environment (Infantry Company)				
07-2-2054	Reconnoiter a Built-up Area (Infantry Company)				
07-2-2072	Report Tactical Information (Infantry Company)				
Deploy/Conduct Maneuver					
07-2-1000	Conduct an Attack (Infantry Company)				
07-2-1018	Conduct a Bypass (Infantry Company)				
07-2-1027	Conduct a Cordon and Search in a Built-up Area (Infantry Company)				
07-2-1045	Conduct a Defense (Infantry Company)				
07-2-1054	Conduct a Delay (Antiarmor/Infantry Company)				
07-2-1063	Conduct a Guard Mission (Infantry Company)				
07-2-1081	Conduct a Link-up (Infantry Company)				
07-2-1090	Conduct a Movement to Contact (Antiarmor/Infantry Company)				
07-2-1108	Conduct a Passage of Lines as the Passing Unit (Infantry Company)				
07-2-1126	Conduct a Passage of Lines as the Stationary Unit (Infantry Company)				
07-2-1135	Conduct a Raid (Infantry Company)				
07-2-1153	Conduct a Deliberate Relief in Place (Infantry Company)				
07-2-1171	Conduct a Screen (Infantry Company)				
07-2-1189	Conduct a Tactical Road March (Infantry Company) (Dismounted)				

ARTEP 7-12-MTP

Collective Tasks		FM 3-4	FM 34-2-1	FM 34-8	FM 3-5
07-2-1198	Conduct a Tactical Road March (Infantry/ Headquarters Company) (Mounted)				
07-2-1216	Conduct a Withdrawal (Infantry Company)				
07-2-1243	Conduct an Ambush (Infantry Company)				
07-2-1256	Conduct an Attack by Fire (Antiarmor/Infantry Company)				
07-2-1261	Conduct an Attack of a Built-up Area (Infantry Company)				
07-2-1270	Conduct an Infiltration or Exfiltration (Infantry Company)				
07-2-1279	Conduct Convoy Escort (Antiarmor/Infantry Company)				
07-2-1297	Conduct Hasty Displacement (Antiarmor/Infantry Company)				
07-2-1315	Conduct Patrol Operations (Infantry Company)				
07-2-1324	Conduct Area Security Operations				
07-2-1333	Conduct Stay-behind Operations (Infantry Company)				
07-2-1342	Conduct Tactical Movement (Infantry Company)				
07-2-1351	Conduct Tactical Movement in a Built-up Area (Infantry Company)				
07-2-1360	Control Civil Disturbance Operations (Antiarmor/ Infantry Company)				
07-2-1369	Cross a Water Obstacle (Dismounted) (Infantry Company)				
07-2-1378	Defend in an Urban Environment (Infantry Company)				
07-2-1387	Employ a Reserve Force (Infantry Company)				
07-2-1396	Employ Obstacles (Infantry Company)				
07-2-1405	Establish a Base Camp (Infantry Company)				
07-2-1414	Establish Checkpoints and or Roadblocks (Antiarmor/Infantry Company)				

Collective Tasks		FM 3-4	FM 34-2-1	FM 34-8	FM 3-5
07-2-1423	Perform Deployment or Redeployment Activities (Antiarmor/Infantry/Headquarters Company)				
07-2-1432	React to Snipers (Infantry Company)				
07-2-1450	Secure Routes (Infantry Company)				
07-2-1468	Take Action on Contact (Infantry Company)				
07-2-1477	Breach an Obstacle (Infantry Company)				
07-2-1486	Conduct Operations with Armored or Mechanized Infantry Vehicles in an Urban Environment (Infantry Company)				
07-2-1495	Perform Air Assault Operations (Antiarmor/Infantry Company)				
Employ Firepower					
07-2-3000	Conduct Overwatch and or Support by Fire (Infantry Company)				
07-2-3018	Employ Snipers (Infantry Company, Brigade Combat Team)				
07-2-3027	Integrate Direct Fires (Infantry Company)				
07-2-3036	Integrate Indirect Fire Support (Infantry Company)				
Protect the Force					
07-2-6000	Conduct Active Air Defense Measures Against Hostile Aircraft (Infantry Company)				
07-2-6005	Operate in an NBC Environment (Antiarmor/Infantry/Headquarters Company)	X			X
07-2-6018	Conduct Passive Air Defense Measures (Infantry Company)				
07-2-6036	Cross an NBC Contaminated Area (Infantry Company)	X			X
07-2-6045	Employ Camouflage, Concealment, and Deception Techniques (Infantry Company)				
07-2-6063	Maintain Operations Security (Infantry Company)				
07-2-6081	Prepare for a Chemical Attack (Infantry Company)	X			

ARTEP 7-12-MTP

Collective Tasks		FM 3-4	FM 34-2-1	FM 34-8	FM 3-5
07-2-6099	Prepare for a Nuclear Attack (Infantry Company)	X			X
07-2-6117	React to a Chemical Attack (Infantry Company)	X			X
07-2-6135	Respond to the Initial Effects of a Nuclear Attack (Infantry Company)	X			X
07-2-6144	Conduct Operational Decontamination (Antiarmor/Infantry Company)				X
Perform CSS and Sustainment					
07-2-4000	Conduct Resupply Operations (Antiarmor/Infantry Company)				
07-2-4009	Destroy Unit Vehicles and Equipment (Infantry/Headquarters Company)				
07-2-4027	Handle Enemy Prisoners of War (Infantry Company)		X		
07-2-4045	Process Captured Documents and Equipment (Infantry Company)				
07-2-4054	Secure Civilians During Operations (Antiarmor/Infantry Company)				
07-2-4063	Treat and Evacuate Casualties (Antiarmor/Infantry Company)				X
Exercise Command and Control					
07-2-5009	Conduct a Rehearsal (Infantry Company)				
07-2-5027	Conduct Consolidation and Reorganization (Infantry Company)				
07-2-5036	Conduct Coordination (Infantry Company)				
07-2-5045	Conduct Negotiations (Infantry Company)				
07-2-5063	Conduct Risk Management (Infantry Company)				
07-2-5081	Conduct Troop-leading Procedures (Infantry Company)				
07-2-5090	Establish Communications (Infantry Company)				
07-2-5126	Occupy an Assembly Area (Infantry Company)				
07-2-5135	Operate a Command Post (Antiarmor/Infantry Company)			X	

Collective Tasks	FM 3-4	FM 34-2-1	FM 34-8	FM 3-5
07-2-5153 Prepare for Combat (Infantry Company)				

ARTEP 7-12-MTP

Collective Tasks		FM 3-7	FM 41-10	FM 44-8	FM 5-34
Develop Intelligence					
07-2-2009	Conduct a Route Reconnaissance (Infantry Company)				
07-2-2018	Conduct an Area or Zone Reconnaissance (Infantry Company)				
07-2-2027	Establish Observation Posts (Infantry Company)				
07-2-2045	Operate in an Electronic Warfare Environment (Infantry Company)				
07-2-2054	Reconnoiter a Built-up Area (Infantry Company)				
07-2-2072	Report Tactical Information (Infantry Company)	X			
Deploy/Conduct Maneuver					
07-2-1000	Conduct an Attack (Infantry Company)				
07-2-1018	Conduct a Bypass (Infantry Company)				
07-2-1027	Conduct a Cordon and Search in a Built-up Area (Infantry Company)				
07-2-1045	Conduct a Defense (Infantry Company)				
07-2-1054	Conduct a Delay (Antiarmor/Infantry Company)				
07-2-1063	Conduct a Guard Mission (Infantry Company)				
07-2-1081	Conduct a Link-up (Infantry Company)				
07-2-1090	Conduct a Movement to Contact (Antiarmor/Infantry Company)				
07-2-1108	Conduct a Passage of Lines as the Passing Unit (Infantry Company)				
07-2-1126	Conduct a Passage of Lines as the Stationary Unit (Infantry Company)				
07-2-1135	Conduct a Raid (Infantry Company)				
07-2-1153	Conduct a Deliberate Relief in Place (Infantry Company)				
07-2-1171	Conduct a Screen (Infantry Company)				
07-2-1189	Conduct a Tactical Road March (Infantry Company) (Dismounted)				

Collective Tasks		FM 3-7	FM 41-10	FM 44-8	FM 5-34
07-2-1198	Conduct a Tactical Road March (Infantry/ Headquarters Company) (Mounted)				
07-2-1216	Conduct a Withdrawal (Infantry Company)				
07-2-1243	Conduct an Ambush (Infantry Company)				
07-2-1256	Conduct an Attack by Fire (Antiarmor/Infantry Company)				
07-2-1261	Conduct an Attack of a Built-up Area (Infantry Company)				
07-2-1270	Conduct an Infiltration or Exfiltration (Infantry Company)				
07-2-1279	Conduct Convoy Escort (Antiarmor/Infantry Company)				
07-2-1297	Conduct Hasty Displacement (Antiarmor/Infantry Company)				
07-2-1315	Conduct Patrol Operations (Infantry Company)				
07-2-1324	Conduct Area Security Operations				
07-2-1333	Conduct Stay-behind Operations (Infantry Company)				
07-2-1342	Conduct Tactical Movement (Infantry Company)				
07-2-1351	Conduct Tactical Movement in a Built-up Area (Infantry Company)				
07-2-1360	Control Civil Disturbance Operations (Antiarmor/ Infantry Company)				
07-2-1369	Cross a Water Obstacle (Dismounted) (Infantry Company)				
07-2-1378	Defend in an Urban Environment (Infantry Company)				
07-2-1387	Employ a Reserve Force (Infantry Company)				
07-2-1396	Employ Obstacles (Infantry Company)				X
07-2-1405	Establish a Base Camp (Infantry Company)				
07-2-1414	Establish Checkpoints and or Roadblocks (Antiarmor/Infantry Company)				

ARTEP 7-12-MTP

Collective Tasks		FM 3-7	FM 41-10	FM 44-8	FM 5-34
07-2-1423	Perform Deployment or Redeployment Activities (Antiarmor/Infantry/Headquarters Company)				
07-2-1432	React to Snipers (Infantry Company)				
07-2-1450	Secure Routes (Infantry Company)				
07-2-1468	Take Action on Contact (Infantry Company)				
07-2-1477	Breach an Obstacle (Infantry Company)				
07-2-1486	Conduct Operations with Armored or Mechanized Infantry Vehicles in an Urban Environment (Infantry Company)				
07-2-1495	Perform Air Assault Operations (Antiarmor/Infantry Company)				
Employ Firepower					
07-2-3000	Conduct Overwatch and or Support by Fire (Infantry Company)				
07-2-3018	Employ Snipers (Infantry Company, Brigade Combat Team)				
07-2-3027	Integrate Direct Fires (Infantry Company)				
07-2-3036	Integrate Indirect Fire Support (Infantry Company)				
Protect the Force					
07-2-6000	Conduct Active Air Defense Measures Against Hostile Aircraft (Infantry Company)			X	
07-2-6005	Operate in an NBC Environment (Antiarmor/Infantry/Headquarters Company)				
07-2-6018	Conduct Passive Air Defense Measures (Infantry Company)				
07-2-6036	Cross an NBC Contaminated Area (Infantry Company)				
07-2-6045	Employ Camouflage, Concealment, and Deception Techniques (Infantry Company)				
07-2-6063	Maintain Operations Security (Infantry Company)				
07-2-6081	Prepare for a Chemical Attack (Infantry Company)				

Collective Tasks		FM 3-7	FM 41-10	FM 44-8	FM 5-34
07-2-6099	Prepare for a Nuclear Attack (Infantry Company)				
07-2-6117	React to a Chemical Attack (Infantry Company)				
07-2-6135	Respond to the Initial Effects of a Nuclear Attack (Infantry Company)				
07-2-6144	Conduct Operational Decontamination (Antiarmor/Infantry Company)				
Perform CSS and Sustainment					
07-2-4000	Conduct Resupply Operations (Antiarmor/Infantry Company)				
07-2-4009	Destroy Unit Vehicles and Equipment (Infantry/Headquarters Company)				
07-2-4027	Handle Enemy Prisoners of War (Infantry Company)				
07-2-4045	Process Captured Documents and Equipment (Infantry Company)				
07-2-4054	Secure Civilians During Operations (Antiarmor/Infantry Company)				
07-2-4063	Treat and Evacuate Casualties (Antiarmor/Infantry Company)				
Exercise Command and Control					
07-2-5009	Conduct a Rehearsal (Infantry Company)				
07-2-5027	Conduct Consolidation and Reorganization (Infantry Company)				
07-2-5036	Conduct Coordination (Infantry Company)				
07-2-5045	Conduct Negotiations (Infantry Company)		X		
07-2-5063	Conduct Risk Management (Infantry Company)				
07-2-5081	Conduct Troop-leading Procedures (Infantry Company)				
07-2-5090	Establish Communications (Infantry Company)				
07-2-5126	Occupy an Assembly Area (Infantry Company)				
07-2-5135	Operate a Command Post (Antiarmor/Infantry Company)			X	

ARTEP 7-12-MTP

Collective Tasks	FM 3-7	FM 41-10	FM 44-8	FM 5-34
07-2-5153 Prepare for Combat (Infantry Company)				

Collective Tasks		FM 55-15	FM 55-312	FM 6-30	FM 7-10
Develop Intelligence					
07-2-2009	Conduct a Route Reconnaissance (Infantry Company)				X
07-2-2018	Conduct an Area or Zone Reconnaissance (Infantry Company)				X
07-2-2027	Establish Observation Posts (Infantry Company)				X
07-2-2045	Operate in an Electronic Warfare Environment (Infantry Company)				X
07-2-2054	Reconnoiter a Built-up Area (Infantry Company)				X
07-2-2072	Report Tactical Information (Infantry Company)				X
Deploy/Conduct Maneuver					
07-2-1000	Conduct an Attack (Infantry Company)				
07-2-1018	Conduct a Bypass (Infantry Company)				X
07-2-1027	Conduct a Cordon and Search in a Built-up Area (Infantry Company)				X
07-2-1045	Conduct a Defense (Infantry Company)				X
07-2-1054	Conduct a Delay (Antiarmor/Infantry Company)				X
07-2-1063	Conduct a Guard Mission (Infantry Company)				X
07-2-1081	Conduct a Link-up (Infantry Company)				X
07-2-1090	Conduct a Movement to Contact (Antiarmor/Infantry Company)				X
07-2-1108	Conduct a Passage of Lines as the Passing Unit (Infantry Company)				X
07-2-1126	Conduct a Passage of Lines as the Stationary Unit (Infantry Company)				X
07-2-1135	Conduct a Raid (Infantry Company)				X
07-2-1153	Conduct a Deliberate Relief in Place (Infantry Company)				X
07-2-1171	Conduct a Screen (Infantry Company)				X
07-2-1189	Conduct a Tactical Road March (Infantry Company) (Dismounted)				X

ARTEP 7-12-MTP

Collective Tasks		FM 55-15	FM 55-312	FM 6-30	FM 7-10
07-2-1198	Conduct a Tactical Road March (Infantry/ Headquarters Company) (Mounted)				X
07-2-1216	Conduct a Withdrawal (Infantry Company)				X
07-2-1243	Conduct an Ambush (Infantry Company)				X
07-2-1256	Conduct an Attack by Fire (Antiarmor/Infantry Company)				
07-2-1261	Conduct an Attack of a Built-up Area (Infantry Company)				X
07-2-1270	Conduct an Infiltration or Exfiltration (Infantry Company)				X
07-2-1279	Conduct Convoy Escort (Antiarmor/Infantry Company)				X
07-2-1297	Conduct Hasty Displacement (Antiarmor/Infantry Company)				X
07-2-1315	Conduct Patrol Operations (Infantry Company)				X
07-2-1324	Conduct Area Security Operations				X
07-2-1333	Conduct Stay-behind Operations (Infantry Company)				X
07-2-1342	Conduct Tactical Movement (Infantry Company)				X
07-2-1351	Conduct Tactical Movement in a Built-up Area (Infantry Company)				X
07-2-1360	Control Civil Disturbance Operations (Antiarmor/ Infantry Company)				X
07-2-1369	Cross a Water Obstacle (Dismounted) (Infantry Company)				X
07-2-1378	Defend in an Urban Environment (Infantry Company)				X
07-2-1387	Employ a Reserve Force (Infantry Company)				X
07-2-1396	Employ Obstacles (Infantry Company)				X
07-2-1405	Establish a Base Camp (Infantry Company)				X
07-2-1414	Establish Checkpoints and or Roadblocks (Antiarmor/Infantry Company)				X

Collective Tasks		FM 55-15	FM 55-312	FM 6-30	FM 7-10
07-2-1423	Perform Deployment or Redeployment Activities (Antiarmor/Infantry/Headquarters Company)	X	X		
07-2-1432	React to Snipers (Infantry Company)				X
07-2-1450	Secure Routes (Infantry Company)				X
07-2-1468	Take Action on Contact (Infantry Company)				X
07-2-1477	Breach an Obstacle (Infantry Company)				X
07-2-1486	Conduct Operations with Armored or Mechanized Infantry Vehicles in an Urban Environment (Infantry Company)				X
07-2-1495	Perform Air Assault Operations (Antiarmor/Infantry Company)				X
Employ Firepower					
07-2-3000	Conduct Overwatch and or Support by Fire (Infantry Company)				X
07-2-3018	Employ Snipers (Infantry Company, Brigade Combat Team)				
07-2-3027	Integrate Direct Fires (Infantry Company)			X	X
07-2-3036	Integrate Indirect Fire Support (Infantry Company)			X	X
Protect the Force					
07-2-6000	Conduct Active Air Defense Measures Against Hostile Aircraft (Infantry Company)				
07-2-6005	Operate in an NBC Environment (Antiarmor/Infantry/Headquarters Company)				
07-2-6018	Conduct Passive Air Defense Measures (Infantry Company)				X
07-2-6036	Cross an NBC Contaminated Area (Infantry Company)				X
07-2-6045	Employ Camouflage, Concealment, and Deception Techniques (Infantry Company)				X
07-2-6063	Maintain Operations Security (Infantry Company)				X
07-2-6081	Prepare for a Chemical Attack (Infantry Company)				X

ARTEP 7-12-MTP

Collective Tasks		FM 55-15	FM 55-312	FM 6-30	FM 7-10
07-2-6099	Prepare for a Nuclear Attack (Infantry Company)				X
07-2-6117	React to a Chemical Attack (Infantry Company)				X
07-2-6135	Respond to the Initial Effects of a Nuclear Attack (Infantry Company)				X
07-2-6144	Conduct Operational Decontamination (Antiarmor/Infantry Company)				
Perform CSS and Sustainment					
07-2-4000	Conduct Resupply Operations (Antiarmor/Infantry Company)				X
07-2-4009	Destroy Unit Vehicles and Equipment (Infantry/Headquarters Company)				
07-2-4027	Handle Enemy Prisoners of War (Infantry Company)				X
07-2-4045	Process Captured Documents and Equipment (Infantry Company)				X
07-2-4054	Secure Civilians During Operations (Antiarmor/Infantry Company)				X
07-2-4063	Treat and Evacuate Casualties (Antiarmor/Infantry Company)				X
Exercise Command and Control					
07-2-5009	Conduct a Rehearsal (Infantry Company)				X
07-2-5027	Conduct Consolidation and Reorganization (Infantry Company)				X
07-2-5036	Conduct Coordination (Infantry Company)				X
07-2-5045	Conduct Negotiations (Infantry Company)				X
07-2-5063	Conduct Risk Management (Infantry Company)				X
07-2-5081	Conduct Troop-leading Procedures (Infantry Company)				X
07-2-5090	Establish Communications (Infantry Company)				X
07-2-5126	Occupy an Assembly Area (Infantry Company)				X
07-2-5135	Operate a Command Post (Antiarmor/Infantry Company)				X

Collective Tasks	FM 55-15	FM 55-312	FM 6-30	FM 7-10
07-2-5153 Prepare for Combat (Infantry Company)				X

ARTEP 7-12-MTP

Collective Tasks		FM 7-10, C1	FM 71-1	FM 7-12 (3-21.11)	FM 7-20
Develop Intelligence					
07-2-2009	Conduct a Route Reconnaissance (Infantry Company)			X	
07-2-2018	Conduct an Area or Zone Reconnaissance (Infantry Company)			X	
07-2-2027	Establish Observation Posts (Infantry Company)			X	
07-2-2045	Operate in an Electronic Warfare Environment (Infantry Company)			X	
07-2-2054	Reconnoiter a Built-up Area (Infantry Company)				
07-2-2072	Report Tactical Information (Infantry Company)			X	
Deploy/Conduct Maneuver					
07-2-1000	Conduct an Attack (Infantry Company)			X	
07-2-1018	Conduct a Bypass (Infantry Company)			X	
07-2-1027	Conduct a Cordon and Search in a Built-up Area (Infantry Company)			X	
07-2-1045	Conduct a Defense (Infantry Company)			X	
07-2-1054	Conduct a Delay (Antiarmor/Infantry Company)			X	
07-2-1063	Conduct a Guard Mission (Infantry Company)			X	
07-2-1081	Conduct a Link-up (Infantry Company)			X	
07-2-1090	Conduct a Movement to Contact (Antiarmor/Infantry Company)				
07-2-1108	Conduct a Passage of Lines as the Passing Unit (Infantry Company)			X	
07-2-1126	Conduct a Passage of Lines as the Stationary Unit (Infantry Company)			X	
07-2-1135	Conduct a Raid (Infantry Company)			X	
07-2-1153	Conduct a Deliberate Relief in Place (Infantry Company)			X	
07-2-1171	Conduct a Screen (Infantry Company)			X	
07-2-1189	Conduct a Tactical Road March (Infantry Company) (Dismounted)			X	

Collective Tasks		FM 7-10, C1	FM 71-1	FM 7-12 (3-21.11)	FM 7-20
07-2-1198	Conduct a Tactical Road March (Infantry/ Headquarters Company) (Mounted)	X	X	X	
07-2-1216	Conduct a Withdrawal (Infantry Company)				X
07-2-1243	Conduct an Ambush (Infantry Company)				
07-2-1256	Conduct an Attack by Fire (Antiarmor/Infantry Company)				
07-2-1261	Conduct an Attack of a Built-up Area (Infantry Company)			X	
07-2-1270	Conduct an Infiltration or Exfiltration (Infantry Company)			X	
07-2-1279	Conduct Convoy Escort (Antiarmor/Infantry Company)				
07-2-1297	Conduct Hasty Displacement (Antiarmor/Infantry Company)				
07-2-1315	Conduct Patrol Operations (Infantry Company)			X	
07-2-1324	Conduct Area Security Operations			X	
07-2-1333	Conduct Stay-behind Operations (Infantry Company)			X	
07-2-1342	Conduct Tactical Movement (Infantry Company)				
07-2-1351	Conduct Tactical Movement in a Built-up Area (Infantry Company)			X	
07-2-1360	Control Civil Disturbance Operations (Antiarmor/ Infantry Company)				
07-2-1369	Cross a Water Obstacle (Dismounted) (Infantry Company)			X	
07-2-1378	Defend in an Urban Environment (Infantry Company)			X	
07-2-1387	Employ a Reserve Force (Infantry Company)			X	
07-2-1396	Employ Obstacles (Infantry Company)			X	
07-2-1405	Establish a Base Camp (Infantry Company)			X	
07-2-1414	Establish Checkpoints and or Roadblocks (Antiarmor/Infantry Company)				

ARTEP 7-12-MTP

Collective Tasks		FM 7-10, C1	FM 71-1	FM 7-12 (3-21.11)	FM 7-20
07-2-1423	Perform Deployment or Redeployment Activities (Antiarmor/Infantry/Headquarters Company)				
07-2-1432	React to Snipers (Infantry Company)			X	
07-2-1450	Secure Routes (Infantry Company)			X	
07-2-1468	Take Action on Contact (Infantry Company)			X	
07-2-1477	Breach an Obstacle (Infantry Company)			X	
07-2-1486	Conduct Operations with Armored or Mechanized Infantry Vehicles in an Urban Environment (Infantry Company)			X	
07-2-1495	Perform Air Assault Operations (Antiarmor/Infantry Company)			X	
Employ Firepower					
07-2-3000	Conduct Overwatch and or Support by Fire (Infantry Company)				
07-2-3018	Employ Snipers (Infantry Company, Brigade Combat Team)			X	
07-2-3027	Integrate Direct Fires (Infantry Company)			X	
07-2-3036	Integrate Indirect Fire Support (Infantry Company)			X	
Protect the Force					
07-2-6000	Conduct Active Air Defense Measures Against Hostile Aircraft (Infantry Company)				
07-2-6005	Operate in an NBC Environment (Antiarmor/Infantry/Headquarters Company)				
07-2-6018	Conduct Passive Air Defense Measures (Infantry Company)				X
07-2-6036	Cross an NBC Contaminated Area (Infantry Company)			X	
07-2-6045	Employ Camouflage, Concealment, and Deception Techniques (Infantry Company)			X	
07-2-6063	Maintain Operations Security (Infantry Company)			X	
07-2-6081	Prepare for a Chemical Attack (Infantry Company)			X	

Collective Tasks		FM 7-10, C1	FM 71-1	FM 7-12 (3-21.11)	FM 7-20
07-2-6099	Prepare for a Nuclear Attack (Infantry Company)			X	
07-2-6117	React to a Chemical Attack (Infantry Company)			X	
07-2-6135	Respond to the Initial Effects of a Nuclear Attack (Infantry Company)			X	
07-2-6144	Conduct Operational Decontamination (Antiarmor/Infantry Company)				
Perform CSS and Sustainment					
07-2-4000	Conduct Resupply Operations (Antiarmor/Infantry Company)			X	
07-2-4009	Destroy Unit Vehicles and Equipment (Infantry/Headquarters Company)			X	
07-2-4027	Handle Enemy Prisoners of War (Infantry Company)				X
07-2-4045	Process Captured Documents and Equipment (Infantry Company)			X	
07-2-4054	Secure Civilians During Operations (Antiarmor/Infantry Company)			X	
07-2-4063	Treat and Evacuate Casualties (Antiarmor/Infantry Company)			X	
Exercise Command and Control					
07-2-5009	Conduct a Rehearsal (Infantry Company)			X	
07-2-5027	Conduct Consolidation and Reorganization (Infantry Company)			X	
07-2-5036	Conduct Coordination (Infantry Company)			X	
07-2-5045	Conduct Negotiations (Infantry Company)			X	
07-2-5063	Conduct Risk Management (Infantry Company)			X	
07-2-5081	Conduct Troop-leading Procedures (Infantry Company)				X
07-2-5090	Establish Communications (Infantry Company)			X	
07-2-5126	Occupy an Assembly Area (Infantry Company)			X	
07-2-5135	Operate a Command Post (Antiarmor/Infantry Company)			X	

ARTEP 7-12-MTP

Collective Tasks	FM 7-10, C1	FM 71-1	FM 7-12 (3-21.11)	FM 7-20
07-2-5153 Prepare for Combat (Infantry Company)			X	

Collective Tasks		FM 7-7J	FM 7-8	FM 7-85	FM 7-90
Develop Intelligence					
07-2-2009	Conduct a Route Reconnaissance (Infantry Company)			X	
07-2-2018	Conduct an Area or Zone Reconnaissance (Infantry Company)			X	
07-2-2027	Establish Observation Posts (Infantry Company)				
07-2-2045	Operate in an Electronic Warfare Environment (Infantry Company)			X	
07-2-2054	Reconnoiter a Built-up Area (Infantry Company)			X	
07-2-2072	Report Tactical Information (Infantry Company)			X	
Deploy/Conduct Maneuver					
07-2-1000	Conduct an Attack (Infantry Company)				
07-2-1018	Conduct a Bypass (Infantry Company)			X	
07-2-1027	Conduct a Cordon and Search in a Built-up Area (Infantry Company)			X	
07-2-1045	Conduct a Defense (Infantry Company)			X	
07-2-1054	Conduct a Delay (Antiarmor/Infantry Company)			X	
07-2-1063	Conduct a Guard Mission (Infantry Company)			X	
07-2-1081	Conduct a Link-up (Infantry Company)			X	
07-2-1090	Conduct a Movement to Contact (Antiarmor/Infantry Company)			X	
07-2-1108	Conduct a Passage of Lines as the Passing Unit (Infantry Company)			X	
07-2-1126	Conduct a Passage of Lines as the Stationary Unit (Infantry Company)			X	
07-2-1135	Conduct a Raid (Infantry Company)			X	
07-2-1153	Conduct a Deliberate Relief in Place (Infantry Company)			X	
07-2-1171	Conduct a Screen (Infantry Company)				
07-2-1189	Conduct a Tactical Road March (Infantry Company) (Dismounted)			X	

ARTEP 7-12-MTP

Collective Tasks		FM 7-7J	FM 7-8	FM 7-85	FM 7-90
07-2-1198	Conduct a Tactical Road March (Infantry/ Headquarters Company) (Mounted)				
07-2-1216	Conduct a Withdrawal (Infantry Company)			X	
07-2-1243	Conduct an Ambush (Infantry Company)			X	
07-2-1256	Conduct an Attack by Fire (Antiarmor/Infantry Company)				
07-2-1261	Conduct an Attack of a Built-up Area (Infantry Company)			X	
07-2-1270	Conduct an Infiltration or Exfiltration (Infantry Company)			X	
07-2-1279	Conduct Convoy Escort (Antiarmor/Infantry Company)			X	
07-2-1297	Conduct Hasty Displacement (Antiarmor/Infantry Company)			X	
07-2-1315	Conduct Patrol Operations (Infantry Company)			X	
07-2-1324	Conduct Area Security Operations			X	
07-2-1333	Conduct Stay-behind Operations (Infantry Company)			X	
07-2-1342	Conduct Tactical Movement (Infantry Company)			X	
07-2-1351	Conduct Tactical Movement in a Built-up Area (Infantry Company)			X	
07-2-1360	Control Civil Disturbance Operations (Antiarmor/ Infantry Company)				
07-2-1369	Cross a Water Obstacle (Dismounted) (Infantry Company)			X	
07-2-1378	Defend in an Urban Environment (Infantry Company)			X	
07-2-1387	Employ a Reserve Force (Infantry Company)			X	
07-2-1396	Employ Obstacles (Infantry Company)			X	
07-2-1405	Establish a Base Camp (Infantry Company)			X	
07-2-1414	Establish Checkpoints and or Roadblocks (Antiarmor/Infantry Company)			X	

Collective Tasks		FM 7-7J	FM 7-8	FM 7-85	FM 7-90
07-2-1423	Perform Deployment or Redeployment Activities (Antiarmor/Infantry/Headquarters Company)				
07-2-1432	React to Snipers (Infantry Company)			X	
07-2-1450	Secure Routes (Infantry Company)			X	X
07-2-1468	Take Action on Contact (Infantry Company)			X	
07-2-1477	Breach an Obstacle (Infantry Company)			X	
07-2-1486	Conduct Operations with Armored or Mechanized Infantry Vehicles in an Urban Environment (Infantry Company)			X	
07-2-1495	Perform Air Assault Operations (Antiarmor/Infantry Company)			X	
Employ Firepower					
07-2-3000	Conduct Overwatch and or Support by Fire (Infantry Company)			X	
07-2-3018	Employ Snipers (Infantry Company, Brigade Combat Team)				
07-2-3027	Integrate Direct Fires (Infantry Company)			X	
07-2-3036	Integrate Indirect Fire Support (Infantry Company)			X	
Protect the Force					
07-2-6000	Conduct Active Air Defense Measures Against Hostile Aircraft (Infantry Company)				
07-2-6005	Operate in an NBC Environment (Antiarmor/Infantry/Headquarters Company)				
07-2-6018	Conduct Passive Air Defense Measures (Infantry Company)			X	
07-2-6036	Cross an NBC Contaminated Area (Infantry Company)			X	
07-2-6045	Employ Camouflage, Concealment, and Deception Techniques (Infantry Company)			X	
07-2-6063	Maintain Operations Security (Infantry Company)			X	
07-2-6081	Prepare for a Chemical Attack (Infantry Company)				

ARTEP 7-12-MTP

Collective Tasks		FM 7-7J	FM 7-8	FM 7-85	FM 7-90
07-2-6099	Prepare for a Nuclear Attack (Infantry Company)				
07-2-6117	React to a Chemical Attack (Infantry Company)				
07-2-6135	Respond to the Initial Effects of a Nuclear Attack (Infantry Company)				
07-2-6144	Conduct Operational Decontamination (Antiarmor/Infantry Company)				
Perform CSS and Sustainment					
07-2-4000	Conduct Resupply Operations (Antiarmor/Infantry Company)			X	
07-2-4009	Destroy Unit Vehicles and Equipment (Infantry/Headquarters Company)			X	
07-2-4027	Handle Enemy Prisoners of War (Infantry Company)	X	X		
07-2-4045	Process Captured Documents and Equipment (Infantry Company)			X	
07-2-4054	Secure Civilians During Operations (Antiarmor/Infantry Company)			X	
07-2-4063	Treat and Evacuate Casualties (Antiarmor/Infantry Company)			X	
Exercise Command and Control					
07-2-5009	Conduct a Rehearsal (Infantry Company)			X	
07-2-5027	Conduct Consolidation and Reorganization (Infantry Company)			X	
07-2-5036	Conduct Coordination (Infantry Company)			X	
07-2-5045	Conduct Negotiations (Infantry Company)			X	
07-2-5063	Conduct Risk Management (Infantry Company)			X	
07-2-5081	Conduct Troop-leading Procedures (Infantry Company)			X	X
07-2-5090	Establish Communications (Infantry Company)			X	
07-2-5126	Occupy an Assembly Area (Infantry Company)			X	
07-2-5135	Operate a Command Post (Antiarmor/Infantry Company)			X	

Collective Tasks	FM 7-7J	FM 7-8	FM 7-85	FM 7-90
07-2-5153 Prepare for Combat (Infantry Company)			X	

ARTEP 7-12-MTP

Collective Tasks		FM 7-91	FM 7-92	FM 7-98	FM 8-10-6
Develop Intelligence					
07-2-2009	Conduct a Route Reconnaissance (Infantry Company)				
07-2-2018	Conduct an Area or Zone Reconnaissance (Infantry Company)				
07-2-2027	Establish Observation Posts (Infantry Company)				
07-2-2045	Operate in an Electronic Warfare Environment (Infantry Company)				
07-2-2054	Reconnoiter a Built-up Area (Infantry Company)				
07-2-2072	Report Tactical Information (Infantry Company)				
Deploy/Conduct Maneuver					
07-2-1000	Conduct an Attack (Infantry Company)				
07-2-1018	Conduct a Bypass (Infantry Company)				
07-2-1027	Conduct a Cordon and Search in a Built-up Area (Infantry Company)				
07-2-1045	Conduct a Defense (Infantry Company)				
07-2-1054	Conduct a Delay (Antiarmor/Infantry Company)				
07-2-1063	Conduct a Guard Mission (Infantry Company)				
07-2-1081	Conduct a Link-up (Infantry Company)				
07-2-1090	Conduct a Movement to Contact (Antiarmor/Infantry Company)	X			
07-2-1108	Conduct a Passage of Lines as the Passing Unit (Infantry Company)				
07-2-1126	Conduct a Passage of Lines as the Stationary Unit (Infantry Company)				
07-2-1135	Conduct a Raid (Infantry Company)				
07-2-1153	Conduct a Deliberate Relief in Place (Infantry Company)				
07-2-1171	Conduct a Screen (Infantry Company)				
07-2-1189	Conduct a Tactical Road March (Infantry Company) (Dismounted)				

Collective Tasks		FM 7-91	FM 7-92	FM 7-98	FM 8-10-6
07-2-1198	Conduct a Tactical Road March (Infantry/ Headquarters Company) (Mounted)				
07-2-1216	Conduct a Withdrawal (Infantry Company)				
07-2-1243	Conduct an Ambush (Infantry Company)				
07-2-1256	Conduct an Attack by Fire (Antiarmor/Infantry Company)				
07-2-1261	Conduct an Attack of a Built-up Area (Infantry Company)				
07-2-1270	Conduct an Infiltration or Exfiltration (Infantry Company)				
07-2-1279	Conduct Convoy Escort (Antiarmor/Infantry Company)	X			
07-2-1297	Conduct Hasty Displacement (Antiarmor/Infantry Company)				
07-2-1315	Conduct Patrol Operations (Infantry Company)				
07-2-1324	Conduct Area Security Operations	X			
07-2-1333	Conduct Stay-behind Operations (Infantry Company)	X			
07-2-1342	Conduct Tactical Movement (Infantry Company)				
07-2-1351	Conduct Tactical Movement in a Built-up Area (Infantry Company)				
07-2-1360	Control Civil Disturbance Operations (Antiarmor/ Infantry Company)			X	
07-2-1369	Cross a Water Obstacle (Dismounted) (Infantry Company)				
07-2-1378	Defend in an Urban Environment (Infantry Company)				
07-2-1387	Employ a Reserve Force (Infantry Company)				
07-2-1396	Employ Obstacles (Infantry Company)				
07-2-1405	Establish a Base Camp (Infantry Company)				
07-2-1414	Establish Checkpoints and or Roadblocks (Antiarmor/Infantry Company)				

ARTEP 7-12-MTP

Collective Tasks		FM 7-91	FM 7-92	FM 7-98	FM 8-10-6
07-2-1423	Perform Deployment or Redeployment Activities (Antiarmor/Infantry/Headquarters Company)				
07-2-1432	React to Snipers (Infantry Company)				
07-2-1450	Secure Routes (Infantry Company)				
07-2-1468	Take Action on Contact (Infantry Company)				
07-2-1477	Breach an Obstacle (Infantry Company)				
07-2-1486	Conduct Operations with Armored or Mechanized Infantry Vehicles in an Urban Environment (Infantry Company)				
07-2-1495	Perform Air Assault Operations (Antiarmor/Infantry Company)				
Employ Firepower					
07-2-3000	Conduct Overwatch and or Support by Fire (Infantry Company)				
07-2-3018	Employ Snipers (Infantry Company, Brigade Combat Team)				
07-2-3027	Integrate Direct Fires (Infantry Company)				
07-2-3036	Integrate Indirect Fire Support (Infantry Company)				
Protect the Force					
07-2-6000	Conduct Active Air Defense Measures Against Hostile Aircraft (Infantry Company)				
07-2-6005	Operate in an NBC Environment (Antiarmor/Infantry/Headquarters Company)				
07-2-6018	Conduct Passive Air Defense Measures (Infantry Company)		X		
07-2-6036	Cross an NBC Contaminated Area (Infantry Company)				
07-2-6045	Employ Camouflage, Concealment, and Deception Techniques (Infantry Company)				
07-2-6063	Maintain Operations Security (Infantry Company)				
07-2-6081	Prepare for a Chemical Attack (Infantry Company)				

Collective Tasks		FM 7-91	FM 7-92	FM 7-98	FM 8-10-6
07-2-6099	Prepare for a Nuclear Attack (Infantry Company)				
07-2-6117	React to a Chemical Attack (Infantry Company)				
07-2-6135	Respond to the Initial Effects of a Nuclear Attack (Infantry Company)				
07-2-6144	Conduct Operational Decontamination (Antiarmor/Infantry Company)				
Perform CSS and Sustainment					
07-2-4000	Conduct Resupply Operations (Antiarmor/Infantry Company)	X			
07-2-4009	Destroy Unit Vehicles and Equipment (Infantry/Headquarters Company)				
07-2-4027	Handle Enemy Prisoners of War (Infantry Company)		X		
07-2-4045	Process Captured Documents and Equipment (Infantry Company)				
07-2-4054	Secure Civilians During Operations (Antiarmor/Infantry Company)				
07-2-4063	Treat and Evacuate Casualties (Antiarmor/Infantry Company)				X
Exercise Command and Control					
07-2-5009	Conduct a Rehearsal (Infantry Company)				
07-2-5027	Conduct Consolidation and Reorganization (Infantry Company)				
07-2-5036	Conduct Coordination (Infantry Company)				
07-2-5045	Conduct Negotiations (Infantry Company)				
07-2-5063	Conduct Risk Management (Infantry Company)				
07-2-5081	Conduct Troop-leading Procedures (Infantry Company)	X	X		
07-2-5090	Establish Communications (Infantry Company)				
07-2-5126	Occupy an Assembly Area (Infantry Company)				
07-2-5135	Operate a Command Post (Antiarmor/Infantry Company)				

ARTEP 7-12-MTP

Collective Tasks	FM 7-91	FM 7-92	FM 7-98	FM 8-10-6
07-2-5153 Prepare for Combat (Infantry Company)				

Collective Tasks		FM 8-230	FM 90-10(HTF)	FM 90-10-1	FM 90-13
Develop Intelligence					
07-2-2009	Conduct a Route Reconnaissance (Infantry Company)				
07-2-2018	Conduct an Area or Zone Reconnaissance (Infantry Company)				
07-2-2027	Establish Observation Posts (Infantry Company)		X	X	
07-2-2045	Operate in an Electronic Warfare Environment (Infantry Company)				
07-2-2054	Reconnoiter a Built-up Area (Infantry Company)		X	X	
07-2-2072	Report Tactical Information (Infantry Company)				
Deploy/Conduct Maneuver					
07-2-1000	Conduct an Attack (Infantry Company)				
07-2-1018	Conduct a Bypass (Infantry Company)				
07-2-1027	Conduct a Cordon and Search in a Built-up Area (Infantry Company)		X	X	
07-2-1045	Conduct a Defense (Infantry Company)				
07-2-1054	Conduct a Delay (Antiarmor/Infantry Company)				
07-2-1063	Conduct a Guard Mission (Infantry Company)				
07-2-1081	Conduct a Link-up (Infantry Company)				
07-2-1090	Conduct a Movement to Contact (Antiarmor/Infantry Company)				
07-2-1108	Conduct a Passage of Lines as the Passing Unit (Infantry Company)				
07-2-1126	Conduct a Passage of Lines as the Stationary Unit (Infantry Company)				
07-2-1135	Conduct a Raid (Infantry Company)				
07-2-1153	Conduct a Deliberate Relief in Place (Infantry Company)				
07-2-1171	Conduct a Screen (Infantry Company)				
07-2-1189	Conduct a Tactical Road March (Infantry Company) (Dismounted)				

ARTEP 7-12-MTP

Collective Tasks		FM 8-230	FM 90-10(HTF)	FM 90-10-1	FM 90-13
07-2-1198	Conduct a Tactical Road March (Infantry/ Headquarters Company) (Mounted)				
07-2-1216	Conduct a Withdrawal (Infantry Company)				
07-2-1243	Conduct an Ambush (Infantry Company)				
07-2-1256	Conduct an Attack by Fire (Antiarmor/Infantry Company)				
07-2-1261	Conduct an Attack of a Built-up Area (Infantry Company)		X	X	
07-2-1270	Conduct an Infiltration or Exfiltration (Infantry Company)				
07-2-1279	Conduct Convoy Escort (Antiarmor/Infantry Company)		X	X	
07-2-1297	Conduct Hasty Displacement (Antiarmor/Infantry Company)				
07-2-1315	Conduct Patrol Operations (Infantry Company)				
07-2-1324	Conduct Area Security Operations				
07-2-1333	Conduct Stay-behind Operations (Infantry Company)				
07-2-1342	Conduct Tactical Movement (Infantry Company)				
07-2-1351	Conduct Tactical Movement in a Built-up Area (Infantry Company)		X	X	
07-2-1360	Control Civil Disturbance Operations (Antiarmor/ Infantry Company)				
07-2-1369	Cross a Water Obstacle (Dismounted) (Infantry Company)				
07-2-1378	Defend in an Urban Environment (Infantry Company)		X	X	
07-2-1387	Employ a Reserve Force (Infantry Company)				
07-2-1396	Employ Obstacles (Infantry Company)				
07-2-1405	Establish a Base Camp (Infantry Company)				
07-2-1414	Establish Checkpoints and or Roadblocks (Antiarmor/Infantry Company)		X	X	

Collective Tasks		FM 8-230	FM 90-10(HTF)	FM 90-10-1	FM 90-13
07-2-1423	Perform Deployment or Redeployment Activities (Antiarmor/Infantry/Headquarters Company)				
07-2-1432	React to Snipers (Infantry Company)				
07-2-1450	Secure Routes (Infantry Company)				
07-2-1468	Take Action on Contact (Infantry Company)				
07-2-1477	Breach an Obstacle (Infantry Company)				
07-2-1486	Conduct Operations with Armored or Mechanized Infantry Vehicles in an Urban Environment (Infantry Company)		X	X	
07-2-1495	Perform Air Assault Operations (Antiarmor/Infantry Company)				
Employ Firepower					
07-2-3000	Conduct Overwatch and or Support by Fire (Infantry Company)				
07-2-3018	Employ Snipers (Infantry Company, Brigade Combat Team)				
07-2-3027	Integrate Direct Fires (Infantry Company)				
07-2-3036	Integrate Indirect Fire Support (Infantry Company)				
Protect the Force					
07-2-6000	Conduct Active Air Defense Measures Against Hostile Aircraft (Infantry Company)				
07-2-6005	Operate in an NBC Environment (Antiarmor/Infantry/Headquarters Company)				
07-2-6018	Conduct Passive Air Defense Measures (Infantry Company)		X	X	X
07-2-6036	Cross an NBC Contaminated Area (Infantry Company)				
07-2-6045	Employ Camouflage, Concealment, and Deception Techniques (Infantry Company)				
07-2-6063	Maintain Operations Security (Infantry Company)				
07-2-6081	Prepare for a Chemical Attack (Infantry Company)				

ARTEP 7-12-MTP

Collective Tasks		FM 8-230	FM 90-10(HTF)	FM 90-10-1	FM 90-13
07-2-6099	Prepare for a Nuclear Attack (Infantry Company)				
07-2-6117	React to a Chemical Attack (Infantry Company)				
07-2-6135	Respond to the Initial Effects of a Nuclear Attack (Infantry Company)				
07-2-6144	Conduct Operational Decontamination (Antiarmor/Infantry Company)				
Perform CSS and Sustainment					
07-2-4000	Conduct Resupply Operations (Antiarmor/Infantry Company)				
07-2-4009	Destroy Unit Vehicles and Equipment (Infantry/Headquarters Company)				
07-2-4027	Handle Enemy Prisoners of War (Infantry Company)				
07-2-4045	Process Captured Documents and Equipment (Infantry Company)				
07-2-4054	Secure Civilians During Operations (Antiarmor/Infantry Company)				
07-2-4063	Treat and Evacuate Casualties (Antiarmor/Infantry Company)	X			
Exercise Command and Control					
07-2-5009	Conduct a Rehearsal (Infantry Company)				
07-2-5027	Conduct Consolidation and Reorganization (Infantry Company)				
07-2-5036	Conduct Coordination (Infantry Company)				
07-2-5045	Conduct Negotiations (Infantry Company)				
07-2-5063	Conduct Risk Management (Infantry Company)				
07-2-5081	Conduct Troop-leading Procedures (Infantry Company)		X	X	X
07-2-5090	Establish Communications (Infantry Company)				
07-2-5126	Occupy an Assembly Area (Infantry Company)				
07-2-5135	Operate a Command Post (Antiarmor/Infantry Company)				

Collective Tasks	FM 8-230	FM 90-10(HTF)	FM 90-10-1	FM 90-13
07-2-5153 Prepare for Combat (Infantry Company)				

ARTEP 7-12-MTP

Collective Tasks		FM 90-2	FM 90-26	FM 90-3	FM 90-4
Develop Intelligence					
07-2-2009	Conduct a Route Reconnaissance (Infantry Company)				
07-2-2018	Conduct an Area or Zone Reconnaissance (Infantry Company)				
07-2-2027	Establish Observation Posts (Infantry Company)				
07-2-2045	Operate in an Electronic Warfare Environment (Infantry Company)	X			
07-2-2054	Reconnoiter a Built-up Area (Infantry Company)				
07-2-2072	Report Tactical Information (Infantry Company)				
Deploy/Conduct Maneuver					
07-2-1000	Conduct an Attack (Infantry Company)				
07-2-1018	Conduct a Bypass (Infantry Company)				
07-2-1027	Conduct a Cordon and Search in a Built-up Area (Infantry Company)				
07-2-1045	Conduct a Defense (Infantry Company)				
07-2-1054	Conduct a Delay (Antiarmor/Infantry Company)	X			
07-2-1063	Conduct a Guard Mission (Infantry Company)				
07-2-1081	Conduct a Link-up (Infantry Company)				
07-2-1090	Conduct a Movement to Contact (Antiarmor/Infantry Company)				
07-2-1108	Conduct a Passage of Lines as the Passing Unit (Infantry Company)				
07-2-1126	Conduct a Passage of Lines as the Stationary Unit (Infantry Company)				
07-2-1135	Conduct a Raid (Infantry Company)				
07-2-1153	Conduct a Deliberate Relief in Place (Infantry Company)				
07-2-1171	Conduct a Screen (Infantry Company)	X			
07-2-1189	Conduct a Tactical Road March (Infantry Company) (Dismounted)				

Collective Tasks		FM 90-2	FM 90-26	FM 90-3	FM 90-4
07-2-1198	Conduct a Tactical Road March (Infantry/ Headquarters Company) (Mounted)				
07-2-1216	Conduct a Withdrawal (Infantry Company)				
07-2-1243	Conduct an Ambush (Infantry Company)				
07-2-1256	Conduct an Attack by Fire (Antiarmor/Infantry Company)				
07-2-1261	Conduct an Attack of a Built-up Area (Infantry Company)				
07-2-1270	Conduct an Infiltration or Exfiltration (Infantry Company)				
07-2-1279	Conduct Convoy Escort (Antiarmor/Infantry Company)				
07-2-1297	Conduct Hasty Displacement (Antiarmor/Infantry Company)				
07-2-1315	Conduct Patrol Operations (Infantry Company)				
07-2-1324	Conduct Area Security Operations				
07-2-1333	Conduct Stay-behind Operations (Infantry Company)	X			
07-2-1342	Conduct Tactical Movement (Infantry Company)				
07-2-1351	Conduct Tactical Movement in a Built-up Area (Infantry Company)				
07-2-1360	Control Civil Disturbance Operations (Antiarmor/ Infantry Company)				
07-2-1369	Cross a Water Obstacle (Dismounted) (Infantry Company)				
07-2-1378	Defend in an Urban Environment (Infantry Company)	X			
07-2-1387	Employ a Reserve Force (Infantry Company)				X
07-2-1396	Employ Obstacles (Infantry Company)				
07-2-1405	Establish a Base Camp (Infantry Company)				
07-2-1414	Establish Checkpoints and or Roadblocks (Antiarmor/Infantry Company)				

ARTEP 7-12-MTP

Collective Tasks		FM 90-2	FM 90-26	FM 90-3	FM 90-4
07-2-1423	Perform Deployment or Redeployment Activities (Antiarmor/Infantry/Headquarters Company)				
07-2-1432	React to Snipers (Infantry Company)				
07-2-1450	Secure Routes (Infantry Company)				
07-2-1468	Take Action on Contact (Infantry Company)				
07-2-1477	Breach an Obstacle (Infantry Company)				
07-2-1486	Conduct Operations with Armored or Mechanized Infantry Vehicles in an Urban Environment (Infantry Company)				
07-2-1495	Perform Air Assault Operations (Antiarmor/Infantry Company)				X
Employ Firepower					
07-2-3000	Conduct Overwatch and or Support by Fire (Infantry Company)				
07-2-3018	Employ Snipers (Infantry Company, Brigade Combat Team)				
07-2-3027	Integrate Direct Fires (Infantry Company)				
07-2-3036	Integrate Indirect Fire Support (Infantry Company)				
Protect the Force					
07-2-6000	Conduct Active Air Defense Measures Against Hostile Aircraft (Infantry Company)				
07-2-6005	Operate in an NBC Environment (Antiarmor/Infantry/Headquarters Company)				
07-2-6018	Conduct Passive Air Defense Measures (Infantry Company)	X	X	X	X
07-2-6036	Cross an NBC Contaminated Area (Infantry Company)				
07-2-6045	Employ Camouflage, Concealment, and Deception Techniques (Infantry Company)	X			
07-2-6063	Maintain Operations Security (Infantry Company)	X			
07-2-6081	Prepare for a Chemical Attack (Infantry Company)				

Collective Tasks		FM 90-2	FM 90-26	FM 90-3	FM 90-4
07-2-6099	Prepare for a Nuclear Attack (Infantry Company)				
07-2-6117	React to a Chemical Attack (Infantry Company)				
07-2-6135	Respond to the Initial Effects of a Nuclear Attack (Infantry Company)				
07-2-6144	Conduct Operational Decontamination (Antiarmor/Infantry Company)				
Perform CSS and Sustainment					
07-2-4000	Conduct Resupply Operations (Antiarmor/Infantry Company)				
07-2-4009	Destroy Unit Vehicles and Equipment (Infantry/Headquarters Company)				
07-2-4027	Handle Enemy Prisoners of War (Infantry Company)				
07-2-4045	Process Captured Documents and Equipment (Infantry Company)				
07-2-4054	Secure Civilians During Operations (Antiarmor/Infantry Company)				
07-2-4063	Treat and Evacuate Casualties (Antiarmor/Infantry Company)				
Exercise Command and Control					
07-2-5009	Conduct a Rehearsal (Infantry Company)				
07-2-5027	Conduct Consolidation and Reorganization (Infantry Company)				
07-2-5036	Conduct Coordination (Infantry Company)				
07-2-5045	Conduct Negotiations (Infantry Company)				
07-2-5063	Conduct Risk Management (Infantry Company)				
07-2-5081	Conduct Troop-leading Procedures (Infantry Company)	X	X	X	X
07-2-5090	Establish Communications (Infantry Company)				
07-2-5126	Occupy an Assembly Area (Infantry Company)				
07-2-5135	Operate a Command Post (Antiarmor/Infantry Company)				

ARTEP 7-12-MTP

Collective Tasks	FM 90-2	FM 90-26	FM 90-3	FM 90-4
07-2-5153 Prepare for Combat (Infantry Company)				

Collective Tasks		FM 90-5	FM 90-6	FM 90-7	FM 9-43-1
Develop Intelligence					
07-2-2009	Conduct a Route Reconnaissance (Infantry Company)				
07-2-2018	Conduct an Area or Zone Reconnaissance (Infantry Company)				
07-2-2027	Establish Observation Posts (Infantry Company)				
07-2-2045	Operate in an Electronic Warfare Environment (Infantry Company)				
07-2-2054	Reconnoiter a Built-up Area (Infantry Company)				
07-2-2072	Report Tactical Information (Infantry Company)				
Deploy/Conduct Maneuver					
07-2-1000	Conduct an Attack (Infantry Company)				
07-2-1018	Conduct a Bypass (Infantry Company)				
07-2-1027	Conduct a Cordon and Search in a Built-up Area (Infantry Company)				
07-2-1045	Conduct a Defense (Infantry Company)				
07-2-1054	Conduct a Delay (Antiarmor/Infantry Company)				
07-2-1063	Conduct a Guard Mission (Infantry Company)				
07-2-1081	Conduct a Link-up (Infantry Company)				
07-2-1090	Conduct a Movement to Contact (Antiarmor/Infantry Company)				
07-2-1108	Conduct a Passage of Lines as the Passing Unit (Infantry Company)				
07-2-1126	Conduct a Passage of Lines as the Stationary Unit (Infantry Company)				
07-2-1135	Conduct a Raid (Infantry Company)				
07-2-1153	Conduct a Deliberate Relief in Place (Infantry Company)				
07-2-1171	Conduct a Screen (Infantry Company)				
07-2-1189	Conduct a Tactical Road March (Infantry Company) (Dismounted)				

ARTEP 7-12-MTP

Collective Tasks		FM 90-5	FM 90-6	FM 90-7	FM 9-43-1
07-2-1198	Conduct a Tactical Road March (Infantry/ Headquarters Company) (Mounted)				
07-2-1216	Conduct a Withdrawal (Infantry Company)				
07-2-1243	Conduct an Ambush (Infantry Company)				
07-2-1256	Conduct an Attack by Fire (Antiarmor/Infantry Company)				
07-2-1261	Conduct an Attack of a Built-up Area (Infantry Company)				
07-2-1270	Conduct an Infiltration or Exfiltration (Infantry Company)				
07-2-1279	Conduct Convoy Escort (Antiarmor/Infantry Company)				X
07-2-1297	Conduct Hasty Displacement (Antiarmor/Infantry Company)				
07-2-1315	Conduct Patrol Operations (Infantry Company)				
07-2-1324	Conduct Area Security Operations				
07-2-1333	Conduct Stay-behind Operations (Infantry Company)				
07-2-1342	Conduct Tactical Movement (Infantry Company)				
07-2-1351	Conduct Tactical Movement in a Built-up Area (Infantry Company)				
07-2-1360	Control Civil Disturbance Operations (Antiarmor/ Infantry Company)				
07-2-1369	Cross a Water Obstacle (Dismounted) (Infantry Company)				
07-2-1378	Defend in an Urban Environment (Infantry Company)				
07-2-1387	Employ a Reserve Force (Infantry Company)				
07-2-1396	Employ Obstacles (Infantry Company)			X	
07-2-1405	Establish a Base Camp (Infantry Company)				
07-2-1414	Establish Checkpoints and or Roadblocks (Antiarmor/Infantry Company)				

Collective Tasks		FM 90-5	FM 90-6	FM 90-7	FM 9-43-1
07-2-1423	Perform Deployment or Redeployment Activities (Antiarmor/Infantry/Headquarters Company)				
07-2-1432	React to Snipers (Infantry Company)				
07-2-1450	Secure Routes (Infantry Company)				
07-2-1468	Take Action on Contact (Infantry Company)				
07-2-1477	Breach an Obstacle (Infantry Company)				
07-2-1486	Conduct Operations with Armored or Mechanized Infantry Vehicles in an Urban Environment (Infantry Company)				
07-2-1495	Perform Air Assault Operations (Antiarmor/Infantry Company)				
Employ Firepower					
07-2-3000	Conduct Overwatch and or Support by Fire (Infantry Company)				
07-2-3018	Employ Snipers (Infantry Company, Brigade Combat Team)				
07-2-3027	Integrate Direct Fires (Infantry Company)				
07-2-3036	Integrate Indirect Fire Support (Infantry Company)				
Protect the Force					
07-2-6000	Conduct Active Air Defense Measures Against Hostile Aircraft (Infantry Company)				
07-2-6005	Operate in an NBC Environment (Antiarmor/Infantry/Headquarters Company)				
07-2-6018	Conduct Passive Air Defense Measures (Infantry Company)	X	X		X
07-2-6036	Cross an NBC Contaminated Area (Infantry Company)				
07-2-6045	Employ Camouflage, Concealment, and Deception Techniques (Infantry Company)				
07-2-6063	Maintain Operations Security (Infantry Company)				
07-2-6081	Prepare for a Chemical Attack (Infantry Company)				

ARTEP 7-12-MTP

Collective Tasks		FM 90-5	FM 90-6	FM 90-7	FM 9-43-1
07-2-6099	Prepare for a Nuclear Attack (Infantry Company)				
07-2-6117	React to a Chemical Attack (Infantry Company)				
07-2-6135	Respond to the Initial Effects of a Nuclear Attack (Infantry Company)				
07-2-6144	Conduct Operational Decontamination (Antiarmor/Infantry Company)				
Perform CSS and Sustainment					
07-2-4000	Conduct Resupply Operations (Antiarmor/Infantry Company)				
07-2-4009	Destroy Unit Vehicles and Equipment (Infantry/Headquarters Company)				
07-2-4027	Handle Enemy Prisoners of War (Infantry Company)				
07-2-4045	Process Captured Documents and Equipment (Infantry Company)				
07-2-4054	Secure Civilians During Operations (Antiarmor/Infantry Company)				
07-2-4063	Treat and Evacuate Casualties (Antiarmor/Infantry Company)				
Exercise Command and Control					
07-2-5009	Conduct a Rehearsal (Infantry Company)				
07-2-5027	Conduct Consolidation and Reorganization (Infantry Company)				
07-2-5036	Conduct Coordination (Infantry Company)				
07-2-5045	Conduct Negotiations (Infantry Company)				
07-2-5063	Conduct Risk Management (Infantry Company)				X
07-2-5081	Conduct Troop-leading Procedures (Infantry Company)	X	X		X
07-2-5090	Establish Communications (Infantry Company)				
07-2-5126	Occupy an Assembly Area (Infantry Company)				
07-2-5135	Operate a Command Post (Antiarmor/Infantry Company)				

Collective Tasks	FM 90-5	FM 90-6	FM 90-7	FM 9-43-1
07-2-5153 Prepare for Combat (Infantry Company)				

ARTEP 7-12-MTP

Collective Tasks		TC 7-98-1
Develop Intelligence		
07-2-2009	Conduct a Route Reconnaissance (Infantry Company)	
07-2-2018	Conduct an Area or Zone Reconnaissance (Infantry Company)	
07-2-2027	Establish Observation Posts (Infantry Company)	
07-2-2045	Operate in an Electronic Warfare Environment (Infantry Company)	
07-2-2054	Reconnoiter a Built-up Area (Infantry Company)	
07-2-2072	Report Tactical Information (Infantry Company)	
Deploy/Conduct Maneuver		
07-2-1000	Conduct an Attack (Infantry Company)	
07-2-1018	Conduct a Bypass (Infantry Company)	
07-2-1027	Conduct a Cordon and Search in a Built-up Area (Infantry Company)	
07-2-1045	Conduct a Defense (Infantry Company)	
07-2-1054	Conduct a Delay (Antiarmor/Infantry Company)	
07-2-1063	Conduct a Guard Mission (Infantry Company)	
07-2-1081	Conduct a Link-up (Infantry Company)	
07-2-1090	Conduct a Movement to Contact (Antiarmor/Infantry Company)	
07-2-1108	Conduct a Passage of Lines as the Passing Unit (Infantry Company)	
07-2-1126	Conduct a Passage of Lines as the Stationary Unit (Infantry Company)	
07-2-1135	Conduct a Raid (Infantry Company)	
07-2-1153	Conduct a Deliberate Relief in Place (Infantry Company)	
07-2-1171	Conduct a Screen (Infantry Company)	
07-2-1189	Conduct a Tactical Road March (Infantry Company) (Dismounted)	

Collective Tasks		TC 7-98-1
07-2-1198	Conduct a Tactical Road March (Infantry/ Headquarters Company) (Mounted)	
07-2-1216	Conduct a Withdrawal (Infantry Company)	
07-2-1243	Conduct an Ambush (Infantry Company)	
07-2-1256	Conduct an Attack by Fire (Antiarmor/Infantry Company)	
07-2-1261	Conduct an Attack of a Built-up Area (Infantry Company)	
07-2-1270	Conduct an Infiltration or Exfiltration (Infantry Company)	
07-2-1279	Conduct Convoy Escort (Antiarmor/Infantry Company)	
07-2-1297	Conduct Hasty Displacement (Antiarmor/Infantry Company)	
07-2-1315	Conduct Patrol Operations (Infantry Company)	
07-2-1324	Conduct Area Security Operations	
07-2-1333	Conduct Stay-behind Operations (Infantry Company)	
07-2-1342	Conduct Tactical Movement (Infantry Company)	
07-2-1351	Conduct Tactical Movement in a Built-up Area (Infantry Company)	
07-2-1360	Control Civil Disturbance Operations (Antiarmor/ Infantry Company)	X
07-2-1369	Cross a Water Obstacle (Dismounted) (Infantry Company)	
07-2-1378	Defend in an Urban Environment (Infantry Company)	
07-2-1387	Employ a Reserve Force (Infantry Company)	
07-2-1396	Employ Obstacles (Infantry Company)	
07-2-1405	Establish a Base Camp (Infantry Company)	
07-2-1414	Establish Checkpoints and or Roadblocks (Antiarmor/Infantry Company)	

ARTEP 7-12-MTP

Collective Tasks		TC 7-98-1
07-2-1423	Perform Deployment or Redeployment Activities (Antiarmor/Infantry/Headquarters Company)	
07-2-1432	React to Snipers (Infantry Company)	
07-2-1450	Secure Routes (Infantry Company)	
07-2-1468	Take Action on Contact (Infantry Company)	
07-2-1477	Breach an Obstacle (Infantry Company)	
07-2-1486	Conduct Operations with Armored or Mechanized Infantry Vehicles in an Urban Environment (Infantry Company)	
07-2-1495	Perform Air Assault Operations (Antiarmor/Infantry Company)	
Employ Firepower		
07-2-3000	Conduct Overwatch and or Support by Fire (Infantry Company)	
07-2-3018	Employ Snipers (Infantry Company, Brigade Combat Team)	
07-2-3027	Integrate Direct Fires (Infantry Company)	
07-2-3036	Integrate Indirect Fire Support (Infantry Company)	
Protect the Force		
07-2-6000	Conduct Active Air Defense Measures Against Hostile Aircraft (Infantry Company)	
07-2-6005	Operate in an NBC Environment (Antiarmor/Infantry/Headquarters Company)	
07-2-6018	Conduct Passive Air Defense Measures (Infantry Company)	
07-2-6036	Cross an NBC Contaminated Area (Infantry Company)	
07-2-6045	Employ Camouflage, Concealment, and Deception Techniques (Infantry Company)	
07-2-6063	Maintain Operations Security (Infantry Company)	
07-2-6081	Prepare for a Chemical Attack (Infantry Company)	

Collective Tasks		TC 7-98-1
07-2-6099	Prepare for a Nuclear Attack (Infantry Company)	
07-2-6117	React to a Chemical Attack (Infantry Company)	
07-2-6135	Respond to the Initial Effects of a Nuclear Attack (Infantry Company)	
07-2-6144	Conduct Operational Decontamination (Antiarmor/Infantry Company)	
Perform CSS and Sustainment		
07-2-4000	Conduct Resupply Operations (Antiarmor/Infantry Company)	
07-2-4009	Destroy Unit Vehicles and Equipment (Infantry/Headquarters Company)	
07-2-4027	Handle Enemy Prisoners of War (Infantry Company)	
07-2-4045	Process Captured Documents and Equipment (Infantry Company)	
07-2-4054	Secure Civilians During Operations (Antiarmor/Infantry Company)	
07-2-4063	Treat and Evacuate Casualties (Antiarmor/Infantry Company)	
Exercise Command and Control		
07-2-5009	Conduct a Rehearsal (Infantry Company)	
07-2-5027	Conduct Consolidation and Reorganization (Infantry Company)	
07-2-5036	Conduct Coordination (Infantry Company)	X
07-2-5045	Conduct Negotiations (Infantry Company)	
07-2-5063	Conduct Risk Management (Infantry Company)	
07-2-5081	Conduct Troop-leading Procedures (Infantry Company)	
07-2-5090	Establish Communications (Infantry Company)	
07-2-5126	Occupy an Assembly Area (Infantry Company)	

Collective Tasks	TC 7-98-1
07-2-5135 Operate a Command Post (Antiarmor/Infantry Company)	
07-2-5153 Prepare for Combat (Infantry Company)	

Figure 2-3. Collective task to supporting references.

2-4. Individual Task to Collective Task Matrix. This matrix (Figure 2-4) identifies the relationship that exists between the Collective Tasks in this publication and the Individual Tasks that support them.

CHAPTER 3

Mission Outlines

3-1. **General.** Mission outlines are graphic portrayals of the relationship between critical wartime missions (METL tasks) and the supporting tasks inherent in those missions. Each outline provides the trainer a diagram of the unit mission, example exercises, and the collective tasks that comprise them. Example mission outlines are shown for the following missions:

- Offense.
- Defense.
- Reconnaissance and security.
- Retrograde.
- Stability.

3-2. **Relationship of Mission Outlines to Training Matrixes.** The matrixes in Chapter 2 of this MTP provide the critical collective tasks for platoon missions. These tasks can be combined to form STXs. Different combinations of these tasks can be put into many different STXs and training plans to provide well-rounded training for the unit. (FTX and STX numbers, and titles are examples ONLY.)

3-3. Mission Outline Preparation.

- a. Prepare mission outlines for all platoon wartime missions using the same general format. List each supporting task in a general flow pattern through the planning, preparation, and execution of a mission. The task list and relationships can then be used to construct training exercises to support training for those missions.
- b. Follow the steps of Table 3-1 to construct mission outlines.

Step	Action
1	Select a critical mission for which to construct an outline.
2	Review the mission outline format. (See Figure 3-1 for an example mission outline.)
3	Determine the heading of the mission outline. <ul style="list-style-type: none"> • Verify the unit name. • Verify the critical mission. • Verify the title and number of supported exercise (if any).
4	Write the heading. <u>For example:</u> <p style="text-align: center;">INFANTRY COMPANY MISSION OUTLINE <u>ATTACK</u> FTX <u>Conduct an Attack</u> 7-1-E0001</p>
5	Line the STXs as column headings. <u>For example:</u> <p style="text-align: center;">STX <u>Occupy Assembly Area</u> 7-1-E0001</p>
6	List for each STX the collective tasks and drills inherent in each.
7	Verify that the list for each STX agrees with paragraph 8 of each specific STX.

Table 3-1. Mission outline development steps.

3-4. **Mission Outline Examples.** The example mission outlines that follow indicate the relationship between a battalion level FTX and the supporting company STXs. They also indicate the relationship between the company STXs and their supporting T&EOs and drills.

a. *Example Number 1. Attack (Figure 3-1).*

INFANTRY COMPANY MISSION OUTLINE <u>ATTACK</u>		
FTX <u>Conduct Combat Operations</u> 07-1-E0001		
STX <u>Occupy Assembly Area</u> 07-2-E0001	STX <u>Conduct a Passage of Lines</u> 07-2-E0019	STX <u>Conduct an Attack</u> 07-2-E0001
Conduct Troop-leading Procedures 07-2-5081	Conduct Troop-leading Procedures 07-2-5081	Conduct Troop-leading Procedures 07-2-5081
Prepare for Combat 07-2-5153	Prepare for Combat 07-2-5153	Prepare for Combat 07-2-5153
Conduct an Area or Zone Reconnaissance 07-2-2018	Conduct Passage of Lines as the Passing Unit 07-2-1108	Conduct an Area or Zone Reconnaissance 07-2-2018
07-2-5144Conduct Tactical Movement 07-2-1342	Conduct Consolidation and Reorganization 07-2-5027	Employ Fire Support 07-2-3009
Occupy an Assembly Area 07-2-5126	Conduct Tactical Movement 07-2-1342	Breach an Obstacle 07-2-1477
		Conduct an Attack 07-2-1000
		Conduct Consolidation and Reorganization 07-2-5027

Figure 3-1. Attack mission outline.

b. *Example Number 2. Defend (Figure 3-2).*

INFANTRY COMPANY MISSION OUTLINE <u>DEFEND</u>
FTX <u>Conduct Combat Operations</u> 07-1-E0001

<p>STX <u>Conduct a Defense</u> 07-2-E0001</p>	<p>STX <u>Defend in an Urban Environment</u> 07-2-E0020</p>
<p>Conduct Troop-leading Procedures 07-2-5081</p>	<p>Conduct Troop-leading Procedures 07-2-5081</p>
<p>Prepare for Combat 07-2-5153</p>	<p>Prepare for Combat 07-2-5153</p>
<p>Conduct Tactical Movement 07-2-1342</p>	<p>Conduct Tactical Movement in a Built-up Area 07-2-1351</p>
<p>Employ Obstacles 07-2-1396</p>	<p>Reconnoiter a Built-up Area 07-2-2054</p>
<p>Conduct a Defense 07-2-1045</p>	<p>Defend in an Urban Environment 07-2-1378</p>
<p>Conduct Consolidation and Reorganization 07-2-5027</p>	<p>Conduct Consolidation and Reorganization 07-2-5027</p>

Figure 3-2. Defend mission outline.

c. *Example Number 3.* Reconnaissance and security (Figure 3-3).

INFANTRY COMPANY MISSION OUTLINE <u>RECONNAISSANCE AND SECURITY</u>	
FTX <u>Conduct Security Operations</u> 07-1-E0002	
STX <u>Conduct a Screen</u> 07-2-E0004 Conduct Troop-leading Procedures 07-2-5081 Prepare for Combat 07-2-5153 Conduct an Area or Zone Reconnaissance 07-2-2018 Conduct Tactical Movement 07-2-1342 Conduct a Passage of Lines as the Passing Unit 07-2-1108 Establish Observation Posts 07-2-2027 Conduct a Screen 07-2-1171	STX <u>Conduct a Reconnaissance</u> 07-2-E0003 Conduct Troop-leading Procedures 07-2-5081 Prepare for Combat 07-2-5153 Conduct Tactical Movement 07-2-1342 Conduct a Passage of Lines as the Passing Unit 07-2-1108 Conduct an Area or Zone Reconnaissance 07-2-2018 Conduct Consolidation and Reorganization 07-2-5027

Figure 3-3. Reconnaissance and security mission outline.

- d. *Example Number 4.* Retrograde (Figure 3-4).

<p style="text-align: center;">INFANTRY COMPANY MISSION OUTLINE <u>WITHDRAWAL</u></p> <p style="text-align: center;">FTX <u>Conduct Retrograde Operations</u> 07-1-E0003</p>
<p style="text-align: center;">STX <u>Conduct a Withdrawal</u> 07-2-E0006</p> <p style="text-align: center;">Conduct Troop-leading Procedures 07-2-5081</p> <p style="text-align: center;">Prepare for Combat 07-2-5153</p> <p style="text-align: center;">Conduct Tactical Movement 07-2-1342</p> <p style="text-align: center;">Conduct Active Air Defense Measures Against Hostile Aircraft 07-2-6000</p> <p style="text-align: center;">Conduct Overwatch and or Support by Fire 07-2-3000</p> <p style="text-align: center;">Conduct a Withdrawal 07-2-1216</p>

Figure 3-4. Retrograde mission outline.

- e. *Example Number 5.* Stability (Figure 3-5).

<p style="text-align: center;">INFANTRY COMPANY MISSION OUTLINE <u>STABILITY OPERATIONS</u></p> <p style="text-align: center;">FTX <u>Conduct Security Operations in a Stability Environment</u> 07-1-E0005</p>
<p style="text-align: center;">STX <u>Conduct Security Operations in a Stability Environment</u> 07-2-E0005</p> <p style="text-align: center;">Establish a Base Camp 07-2-1405</p> <p style="text-align: center;">Conduct Troop-leading Procedures 07-2-5081</p>

Establish Checkpoints and or Roadblocks 07-2-1414
Establish Observation Posts 07-2-2027
Conduct a Cordon and Search in a Built-up Area 07-2-1027
Control Civil Disturbance Operations 07-2-1360
Conduct Active Air Defense Measures Against Hostile Aircraft 07-2-6000

Figure 3-5. Stability mission outline.

CHAPTER 4

Training Exercises

4-1. **General.** This chapter provides guidance to leaders and or trainers on planning, preparing, executing, and evaluating training exercises. The field training exercise (FTX), situational (STX), and training support package (TSP) numbers and graphics presented in this chapter are examples only. Each leader and or trainer should develop training exercises to train their unit. The information in this chapter supplements FM 25-4, FM 7-1 (25-101), and the 25-series training circulars (TCs). While developing training events, the leader should review the CATS for his unit along with this chapter. The CATS provides additional detailed information on audience and on time and support requirements.

Note: Safety is a major factor and or issue when it comes to training. Soldiers must be constantly alert for and avoid situations that may result in injury or death. For example, they can--

- Lock cargo hatches.
- Avoid grabbing the hot barrel of a machine gun.
- Know their own location and their buddies' locations during live-fire exercises.
- Confirm, double-check and reconfirm all mortar firing data.

a. Training exercises are used to train and practice the performance of collective tasks. This MTP describes how to develop two types of exercises: FTX and STX. An example battalion FTX and company STXs are included to assist the leader in developing training exercises for the platoon.

(1) Training exercises are numbered IAW TRADOC Regulation 350-70, Chapter V-1. The following FTXs and STXs are examples only. (Table 4-1 is an example of how to number training exercises.)

Exercise Number	Title
FTX 7-1-E0001	Conduct Combat Operations
STX 7-2-E0001	Attack
STX 7-2-E0002	Defend

Table 4-1. Exercises.

4-2. **Field Training Exercise.** An FTX is a high-cost, high-overhead exercise conducted under simulated combat conditions in the field. The FTX supports training at battalion, company, and platoon levels. FTXs fully integrate the total force in a realistic combat environment. An FTX involves combat arms, CS, and CSS units and encompass such training as battle drills, crew drills, and STXs to reinforce soldier and collective training integration. They are used to train the leaders, subordinate elements, and slice elements--

- To move and maneuver units realistically.
- To employ organic weapons systems effectively.
- To build teamwork and cohesion.
- To plan and coordinate supporting fires.
- To plan and coordinate logistical activities to support tactical operations.

4-3. **Situational Training Exercise.** The STXs are short, scenario-driven, mission-oriented tactical exercises that train a single collective task (T&EO) or a group of related battle drills and collective tasks (T&EOs). The STXs provide the leader with a method to train using doctrinally approved tactics and techniques. Unlike a battle drill, an STX does not establish the method of execution. The STXs may be modified based on the factors of METT-TC. The STXs provide for standardization without stereotyping training. Although mission-oriented (based on higher HQ OPORD), an STX does not train all tasks required for an operation. The STXs require leader tasks (such as planning, controlling, and reporting) that tie the supporting collective tasks together. Each STX focuses on a specific mission (IAW higher HQ OPORD), but does not stand alone (under all conditions) as the only STX required for operation proficiency. To accomplish proficiency, several STXs within the same operation can be trained. This is a continuous process that must be repeated for each operation.

4-4. **Plan the Exercises.** (See FM 25-4.)

a. *Conduct Analysis.*

(1) Determine the need for training exercises and identify the types to be used. The need for an exercise is based upon the following:

- (a) Higher HQs' analysis of subordinate unit proficiency.
- (b) Higher HQs' issuance of the missions, goals, objectives, and guidance.
- (c) Commanders' evaluations of unit and soldier proficiency.
- (d) METL. (Company is the lowest level to prepare a METL.)

(2) Consider the principles of training established in FM 7-1 (25-101).

(3) Establish the training requirements and the priorities for unit training programs.

(4) Determine the training objectives, which are based on the leader, individual, and collective (unit) skills/tasks that need initial or sustainment training.

- (a) Exercise objectives should be specific, relevant, realistically obtainable, measurable, and supportive of exercise goals.
- (b) Exercise objectives should be organized into functional areas to highlight activities that need improvement.
- (c) Properly stated objectives provide evaluators with a solid basis for conducting their evaluation and AARs.

Note: When the exercise objectives are established, the type of exercise to be conducted can be selected.

b. *Select the Type of Exercise.*

(1) Determine the type of exercises to be conducted by comparing the objectives with the kind of training that each exercise provides.

(2) Identify the proper exercise, within resource constraints, that can best meet the objectives.

c. *Considerations.*(1) ***Flexibility.***

(a) Plan for alternate types of exercises in case weather or other constraints prohibit the originally scheduled exercise.

(b) Exercises should allow subordinate commanders the freedom to innovate within the framework of doctrine, tactics, techniques, and operating procedures.

(c) Exercises should not follow rigid timetables that inhibit training and learning. Instead, they should establish schedules that provide sufficient time to correct mistakes and ensure learning and AARs at all levels.

(2) ***Resources.***

(a) Facilities and land. Planners must consider the environment for the exercise and the impact of weather. If inadequate land or facilities will seriously degrade training, planners may have to alter the exercises.

(b) Support. Planners must ensure that the exercises can be conducted within the resource levels and that the training received justifies the resources expended. Communications and transportation for participants and evaluators must be adequate. Units should use only the transportation, communications, and equipment authorized by their table of organization and equipment (TOE) or modified table of organization and equipment (MTOE).

(c) Time. For each exercise, subordinate elements must be allocated time to conduct troop-leading procedures as well as develop tactical situations that lead to logical and sound tactical employment of player units. Time must be allocated for conducting complete logistical support of tactical operations. Time must be allocated so that a thorough AAR can be conducted.

(d) Participants. Planners must consider whether or not units or groups of individuals to be trained are of the proper size or strength to benefit from the type of exercise selected.

(e) Pre-exercise plans. Planning begins immediately after the decision has been made to conduct an exercise. The planning steps listed below are used to prepare for an exercise. Specific exercises may omit some steps. These steps are generally sequential; however, some may be performed at the same time.

1) Prepare an exercise directive that--

- Specifies what type of exercise is to be conducted and states its specific training objectives.
- Indicates the time frame for the exercise, its physical location, and the duration of its execution phase. (The location, time, and duration must be consistent with the type of exercise selected and the training objectives.)
- Identifies the type and quantity of special equipment required.
- Provides additional information such as environmental constraints.

2) Assign responsibilities for planning.

3) Conduct research.

ARTEP 7-12-MTP

- 5) Prepare a supporting plan schedule.
- 6) Prepare an outline plan.
- 7) Conduct a reconnaissance.
- 8) Complete the exercise support plans.
- 9) Prepare the scenario.
- 10) Prepare and issue the operation plan (OPLAN) or OPORD.
- 11) Publish the memorandum of instruction.
- 12) Prepare the terrain.
- 13) Conduct a rehearsal.

d. *Develop the Exercise.*

Note: Formats for the FTX and STX are addressed in this chapter. However, companies normally conduct STXs to prepare for battalion or higher FTXs.

(1) **Exercise format.** Formats for FTXs and STXs are generally the same.

Note: Table 4-2 lists the components of the FTX format and their purposes in the order they would appear.

Heading	Identify the proponent, type, title of exercise, and number.
Objective	Describe "who" and "what" the exercise is designed to train.
Interface	Provide a list of the next higher echelon FTXs and the supporting elements or units STXs.
Training Enhancers	Provide specific information for using the FTX for training and provide a sample scenario for training.
General Situation	Provide general information concerning the unit and its training environment.
Special Situation	Provide specific information from higher headquarters or the unit's commander.
Support Requirements	Provide a listing of those items required to conduct the exercise. If it is a battalion or higher echelon MTP, the support requirements would be a statement that says the support requirements are the consolidated requirements of the battalion headquarters and all its subordinate units.
T&EO Sequence	Provide a listing of T&EO task titles and page numbers in the chronological sequence in which they are executed in the course of the exercise.

Table 4-2. Field training exercise format.

Note: Table 4-3 lists the components of the STX format and their purposes in the order they would appear.

Heading	Identify the proponent, type, title of exercise, and number.
Objective	Describe "who" and "what" the exercise is designed to train.
Interface	Provide a list of titles and identify the applicable supporting STXs (company for battalion MTP and platoon for company MTP) and supporting subordinate unit's drills (platoon for company MTP and squad for platoon MTP). Include habitually attached, supported, and supporting unit's STXs, if available, which may be trained in conjunction with this STX.
Training	Provide leader training information and training tips. Provide specific information for using the STX for training and provide a sample scenario for training.
General Situation	Provide general information concerning the unit and its training environment.
Special Situation	Provide sample fragmentary order (FRAGO) from unit commander. Provide specific information required for the exercise from higher headquarters not given in the FRAGO
Support Requirements	Provide a listing of those items required to conduct the exercise.
T&EO Sequence	Provide a listing of T&EO task titles and page numbers in the chronological sequence in which they are executed in the course of the exercise.

Table 4-3. Situational training exercise format.

(2) **Examples.** The following FTX and STX exercises are examples only.

INFANTRY BATTALION FTX

7-1-E0001

Conduct Combat Operations

1. **Objective.** Within the context of this MTP the primary objective of this FTX is to train and or evaluate the infantry company in the conduct of combat operations. This FTX trains and or evaluates the company commander and subordinate leaders in planning, preparing, executing, and assessing combat operations. This FTX is designed as a free-play, force-on-force exercise that provides a flexible training vehicle for training critical METL tasks. (FTX and STX numbers and titles are examples ONLY)

Note: The specific sequence of events will vary with the actions of the opposing force (OPFOR) and battalion commander's training objectives. The company commander will modify the sequence of events through his selection of primary and supporting events to meet his specific training objectives.

2. **Interface.**

- a. This FTX supports the higher headquarters FTX 07-1-E0001, Conduct Combat Operations.
- b. This FTX is supported by (STX numbers and titles are examples ONLY):
 - (1) STX 07-2-E0001, Conduct an Attack.
 - (2) STX 07-2-E0002, Conduct a Defense.
 - (3) STX 07-2-E0003, Conduct a Reconnaissance.
 - (4) STX 07-2-E0007, Conduct a Movement to Contact.
 - (5) STX 07-2-E0008, Conduct Security Operations in a Stability Environment.
 - (6) STX 07-2-E0017, Conduct Overwatch and or Support by Fire.

3. **Training Enhancers.** In preparing the battalion to conduct an FTX, the commander and subordinate leaders must first assess soldier, leader, and unit proficiency in accomplishing METL tasks. This assessment will provide the basis to identify areas on which to concentrate future training. Since this is a high-cost exercise, extensive planning and preparation are required to ensure the exercise training objectives are met. Use the same personnel for OPFOR controllers and OPFOR in both the practice exercises and for the actual FTX. The commander and subordinate leaders can develop and conduct the needed training to attain proficiency in designated areas before the FTX.

- a. **General Tips for Training.**
 - (1) Conduct AARs, throughout the exercise, which focus on strengths, weaknesses, and safety.
 - (2) Include normal attachments and DS elements (field artillery, engineers).
 - (3) Ensure the OPFOR is trained in enemy tactics and doctrine.
 - (4) Include OPFOR personnel in AARs.
 - (5) Use trained personnel to act as enemy prisoners of war (EPW).

- (6) Integrate NBC and electronic warfare (EW).
 - (7) Ensure that personnel are familiar with the tactical standing operating procedures (TSOP) that relate to the exercise.
 - (8) Review soldier familiarity with the training environment.
- b. Pre-exercise activities as follows:
- (1) MAPEXs combined with sand table exercises that match the terrain to be used during the FTX.
 - (2) TEWT and or terrain walk.
 - (3) Communications exercise.
 - (4) Applicable STX (company or platoon).
- c. Exercise instructions.
- (1) Perform this exercise at full speed after performing building-block training (individual training and drills) to reach the "run" level of execution.
 - (2) The tasks that support this FTX must be executed to standard.
 - (3) The size of the OPFOR element facing the unit must be supportable and doctrinally correct.
 - (4) MILES should be used when feasible.
 - (5) Ensure that the conditions set for the exercise are realistic.
 - (6) Except for MILES or appropriate simulation devices, use only TOE equipment or authorized replacements.
 - (7) Use controllers and or evaluators that are thoroughly knowledgeable in the specific tasks to be evaluated.
 - (8) Start the exercise when the evaluated unit receives the warning order. End the exercise after the evaluated unit has conducted consolidation and reorganization.
 - (9) Conduct this exercise under all environmental conditions; during periods of daylight and limited visibility; and under the threat of NBC attacks, air and ground force attacks, indirect fire attacks, and EW attacks.
- d. Scenario. Your battalion, 1-25 IN (M), is conducting combat operations in the Beta Republic as part of a larger force of the 1st Brigade. The Beta republic has a well-trained combat force that consists of ground forces. The enemy possesses biological and chemical weapons and may have nuclear capability. Hostilities have been on going for six months. For the most part, the civilian population is in favor of military actions by the US and its allies.

e. Table 4-4 is an example table that lists the sequence, event, and associated time for the exercise.

Sequence	Event	Estimated Time
1	Administrative Preparations	Pre FTX
2	Receive Warning Order	1 hr
3	Plan Operations	4 hr
4	Prepare OPLAN	1 hr
5	Develop Road Movement Order	40 min
6	Develop Occupation, Internal Support, and Defense Plans	1hr 15 min
7	Intermediate AAR	1 hr
8	Conduct Tactical Movement	2 hrs
9	Conduct a Movement to Contact	6 hrs
10	Intermediate AAR	1 hr
11	Conduct an Attack	6 hrs
12	Conduct Consolidation	30 min
13	Conduct Reorganization	1 hr
14	Intermediate AAR	1 hr
15	Conduct a Defense	24 hrs
16	Final AAR	3 hrs
		Total Time: <u>53 hrs 25 min</u>
<p>NOTES:</p> <p>1. Additional time is required if large portions of the exercise are conducted at night, under limited visibility, or under MOPP conditions.</p> <p>2. Events will be trained to standards, not time limitations. The time required to train an event varies based on METT-TC factors and the proficiency of the unit personnel.</p>		

Table 4-4. Example sequence, events, and associated time.

4. **General Situation.** The 1st Bde continues to conduct combat operations against organized terrorist forces loyal to insurgent leader Bashayev in the Beta Republic. At D+ 17, 1st Brigade began its attack with two battalions abreast to seize the aerial port of debarkation (APOD) located vicinity of Olympia Village in the Beta Republic.

5. **Special Situation.** 1-25 IN (M) has received an OPORD that directs it to conduct combat operations to locate a bypassed enemy company and on order destroy. The BN is given a "be prepared" mission to defend. The Co issues an OPORD. (See Appendix B.)

6. **Support Requirements.** The support requirements for the FTX are the consolidated requirements for the battalion headquarters and all its subordinate elements. Support requirements include the following:

- a. One hundred percent of TOE equipment readiness code (ERC) A items.
- b. Required trainers or evaluators. When conducting a company-level internal training exercise, the commander, executive officer (XO), platoon leaders, and squad leaders are the trainers and or evaluators. However, additional personnel may be needed from the battalion. Each evaluator should be supported by an evaluation plan that guides his actions during the exercise and supports the battalion commander's overall evaluation plan. Evaluators must position themselves so they can monitor all unit activities, actions, and communications.
- c. Vehicles and communications support for evaluators and OPFOR.

- d. Designated medical evacuation vehicles with communications and medical personnel support.
- e. Classes of supply I through V, VIII, and IX in sufficient quantities to support the FTX (friendly, evaluator, and OPFOR).
- f. Opposing force. Company-size forces should oppose maneuver battalions. Platoon-sized forces should oppose maneuver companies. A reinforced squad can support special events such as ambushes. The OPFOR should be equipped with vehicles that realistically simulate enemy mobility capabilities. Ideally, the OPFOR will be equipped with modification kits that suggest the appearance and silhouette of enemy combat equipment.
- g. Maneuver area. A training area large enough to support battalion maneuver is required.

7. **Training and Evaluation Outlines.** T&EOs used in evaluating the training exercise are listed in the sequence they will occur during the exercise. Table 4-5 is an example list of T&EOs.

Task	Task Number
Conduct Troop-leading Procedures	07-2-5036
Conduct a Passage of Lines as Passing Unit	07-2-1099
Conduct Tactical Movement	07-2-1270
Conduct a Movement to Contact	07-2-1090
Conduct an Area or Zone Reconnaissance	07-2-2009
Conduct an Attack	07-2-1009
Employ Protective Obstacles	07-2-1315
Conduct a Defense	07-2-1054
Conduct Consolidation and Reorganization	07-2-5009

Table 4-5. Example list of training and evaluation outlines.

Evaluators assess planning, preparation, and execution of tasks using the standards published in Chapter 5 of this MTP.

INFANTRY COMPANY STX

Conduct an Attack

7-2-E0001

1. **Objective.** Within the context of this MTP, the primary objective of this STX is to train and or evaluate the infantry platoon in the conduct of an attack. It trains and or evaluates the unit's ability to plan, prepare, execute, and assess operations. (STX numbers and titles are examples ONLY.)

2. **Interface.**

- a. This STX supports the higher headquarters FTX 07-1-E0001, Conduct Combat Operations.
- b. This STX is supported by:
 - (1) STX 07-2-E0001, Conduct an Attack.
 - (2) STX 07-2-E0003, Conduct a Reconnaissance.
 - (3) STX 07-2-E0003, Employ Fire Support.
 - (4) STX 07-2-E0017, Conduct Overwatch and or Support by Fire.

3. **Training.**

- a. General Tips for Training.
 - (1) Conduct AARs, throughout the exercise that focuses on strengths, weaknesses, and safety.
 - (2) Include normal attachments and DS elements (field artillery, engineers).
 - (3) Ensure the OPFOR is trained in enemy tactics and doctrine.
 - (4) Include OPFOR personnel in AARs.
 - (5) Use trained personnel to act as EPWs.
 - (6) Integrate NBC and EW.
 - (7) Ensure that platoon personnel are familiar with the platoon's TSOP that relate to the exercise.
 - (8) Review soldier familiarity with the training environment.
- b. Pre-exercise activities as follows:
 - MAPEXs combined with sand table exercises that match the terrain to be used during the STX.
- c. Exercise instructions.
 - (1) Perform this exercise at full speed after performing building-block training (individual training and drills) to reach the "run" level of execution.

- (2) The tasks that support this STX must be executed to standard.
- (3) The size of the OPFOR element facing the unit must be supportable and doctrinally correct.
- (4) MILES should be used when feasible.
- (5) Ensure that the conditions set for the exercise are realistic.
- (6) Except for MILES or appropriate simulation devices, use only TOE equipment or authorized replacements.
- (7) Use controllers and or evaluators that are thoroughly knowledgeable in the specific tasks to be evaluated.
- (8) Start the exercise when the evaluated unit receives the warning order (WARNO). End the exercise when the evaluated unit has conducted consolidation and reorganization.
- (9) Conduct this exercise under all environmental conditions; during periods of daylight and limited visibility; and under the threat of NBC attacks, air and ground force attacks, indirect fire attacks, and EW attacks.

d. Scenario. The infantry company is conducting operations as part of 1-25 IN (M), in the Alpha Republic. Forces loyal to insurgent leader Bashayev who are occupying positions in critical areas in the Alpha Republic oppose the platoon. These forces are supporting terrorist activity throughout the highland mountain area and have recently been linked to an unidentified international terrorist group.

4. General Situation.

- a. The company is occupying an assembly area as part of the battalion. The company is preparing to perform an attack against an enemy threat with at least 25 enemy personnel. The battalion commander has given your company the mission to seize buildings (bldgs) on OBJ RED in the vicinity of _____, and return control of the southwestern portion to host nation authorities and restore order to the local area. Coordinates for the objective area and the start time for the operation are provided in the OPORD. (See Appendix B.) Enemy contact is likely.

5. Special Situation.

- a. The battalion is preparing to attack the objective. Your company receives a FRAGO for the attack. (Figure 4-1 is an example only.)

FRAGMENTARY ORDER. 01

References. OPORD 01.

Map Series. No change to OPORD.

Time Zone Used Throughout the Order: Local

1. SITUATION.

Enemy forces. 1-25 IN (M) is opposed by an enemy threat of approximately 25 terrorists loyal to insurgent leader Bashayev.

Friendly forces. No change to OPORD.

2. MISSION. B/1-25 IN (M) attacks to seize Objective (name) (grid) NLT (date/time group) to restore order to the local area and return control of the southeastern portion of OBJ ___ to host nation authorities.

3. EXECUTION.

Intent. We must rapidly seize OBJ ___ for the BDE to maintain the momentum of its attack while allowing the BDE freedom of movement in the Eastern portion of the BDE zone. We will conduct the mission using two platoons abreast and one platoon providing support. The end-state will be the penetration of OBJ ___ and facilitation of the forward passage of lines of 2-67 IN (M) with the CO postured to continue the support of the BN main effort to the East. I will accept risk in that B/1-25 IN (M) to penetrate OBJ ___ and control BLDGs 2 and 3.

a. Concept of operation.

(1) Maneuver. 1-25 IN (M) conducts an attack NLT _____ to secure OBJs (name) and (name) in order to defeat elements of an enemy terrorist force. C/1-25 (M) is designated as the breaching force to secure OBJ (name). B/1-25 IN, as the assault force, will conduct the main attack along Axis (name) to secure OBJ (name). A/1-25 as the support force will infiltrate along Axis (name) to SBF position (name). Recon/1-25 IN NLT ___ screens the right flank of the BN.

(2) Fires. No indirect fires prior to (date, time) without BN approval. Priority of fires is initially to B/1-25 IN shift to A/1-25 IN, on order.

(3) Counter-air operations. No change to OPORD.

(4) Intelligence. No change to OPORD.

(5) Electronic warfare. Priority is initially to B/1-25 IN (M) then shifts to A/1-25 IN (M).

(6) Engineer. Priority is to B /1-25 IN (M) then to A/1-25 IN (M).

b. Tasks to maneuver units.

(1) A /1-25 IN (M).

(a) Move to and occupy SBF (name) NLT _____. Be prepared to provide supporting fires on OBJ (name). Shift fires on order.

(b) Report occupation of SBF (name).

Figure 4-1. Example of a fragmentary order.

FRAGMENTARY ORDER. 01 (continued)

(2) B/1-25 IN.

(a) Coordinate with A/1-25 IN for location and passage of breaching lanes along PL (name).

(b) Occupy assault position (name) NLT _____. If undetected, begin attack on order.

(c) Report occupation of assault position.

(3) C /1-25 IN.

(a) Move to and secure OBJ (name) NLT ____, clear at least two lanes in enemy barrier zone for B/1-25 IN assault.

(b) Coordinate with B/1-25 IN for location and passage of the breaching lanes.

(3) Mortar/1-25 IN. Priority of fires is initially to B/1-25 IN, then to A/1-25 IN.

(4) Recon/1-25 IN. Screen the left flank of the BN from LD/LC to PL (name) NLT _____. On Order, from PL (name) to PL (name) then from PL (name) to PL (name), the LOA.

4. SERVICE SUPPORT. No change to OPORD.

5. COMMAND AND SIGNAL.

a. Command. CO main CP located VIC _____, on order moves to _____.

b. Signal. SOI index Alpha in effect.

ACKNOWLEDGE:

Commander

Figure 4-1. Example of a fragmentary order (continued).

6. **Support Requirements.** The support requirements for the STX are the consolidated requirements for the platoon plus attachments. Table 4-6 is an example of a support requirements list.

SAMPLE SUPPORT REQUIREMENTS	
Personnel:	
a. Medical	
b. OPFOR	
Equipment:	
a. 100 percent of TOE equipment readiness code (ERC) A items.	
b. MILES equipment:	
(1) M4 system	1 per M4 (include OPFOR)
(2) M240B machine gun system	1 per M240B (include OPFOR)
(3) Controller guns	3 each (2 each for evaluators, 1 each for OPFOR)
(4) Small arms alignment fixture	3 each (2 each for evaluators, 1 each for OPFOR)
c. Vehicles and communications support for OPFOR.	
d. Designated medical evacuation vehicles with communications.	
Supply: (platoon, OPFOR, other support personnel).	
a. Class I	
(1) MRE	3 each meals per soldier per day
(2) Potable water	1 each 400G water trailer
b. Class III. (As required)	
c. Class V	
(1) 5.56 mm (DODIC) A075	600 rds for each M249
(2) 5.56 mm (DODIC) A080	120 rds for each rifle
(3) 7.62 mm (DODIC) A111	600 rds for each M240B
(4) 40 mm dummy (DODIC) B375	1 each per MK 19
(5) 40 mm practice (DODIC) B480	Per TSOP for each M203
(6) Body practice hand grenade (DODIC) G811	4 each per rifleman
(7) Fuze hand grenade practice M228 (DODIC) G878	4 each per rifleman
(8) Simulator, projectile (DODIC) L594	24 per platoon
(9) Simulator, hand grenade (DODIC) L601	24 per platoon
Maneuver Area: Training area Alpha	

Table 4-6. Example of a support requirements list.

7. **Training and Evaluation Outlines.** T&EOs used in evaluating the training exercise are listed in the sequence they will occur during the exercise. Table 4-7 is an example list of T&EOs to be trained and or evaluated during the STX.

Task	Task Number
Conduct Troop-leading Procedures	07-2-5036
Conduct a Passage Of Lines As Passing Unit	07-2-1099
Conduct Tactical Movement (Mounted or Dismounted)	07-2-1270
Conduct an Area or Zone Reconnaissance	07-2-2009
Conduct a Deliberate Attack	07-2-1009
Conduct Consolidation and Reorganization	07-2-2009

Table 4-7. Example list of training and evaluation outlines.

Evaluators assess planning, preparation, and execution of tasks using the standards published in Chapter 5 of this MTP.

INFANTRY COMPANY STX

Conduct a Defense

7-2-E0002

1. **Objective.** Within the context of this MTP, the primary objective of this STX is to train and or evaluate the company in the conduct of a defense. It trains and or evaluates the unit's ability to plan, prepare, execute, and assess operations. (STX numbers and titles are examples ONLY).
2. **Interface.**
 - a. This STX supports the higher headquarters FTX 07-1-E0001, Conduct Combat Operations.
 - b. This STX is supported by:
 - (1) STX 07-2-E0002, Conduct a Defense
 - (2) STX 07-2-E0003, Conduct a Reconnaissance.
 - (3) STX 07-2-E0013, Employ Fire Support.
 - (4) STX 07-2-E0017, Conduct Overwatch and or Support by Fire.
3. **Training.**
 - a. General Tips for Training.
 - (1) Conduct AARs, throughout the exercise, which focus on strengths, weaknesses, and safety.
 - (2) Include normal attachments and DS elements (field artillery, engineers).
 - (3) Ensure the OPFOR is trained in enemy tactics and doctrine.
 - (4) Include OPFOR personnel in AARs.
 - (5) Use trained personnel to act as EPWs.
 - (6) Integrate NBC and EW.
 - (7) Ensure that company personnel are familiar with the company's TSOP that relate to the exercise.
 - (8) Review soldier familiarity with the training environment.
 - b. Pre-exercise activities as follows:
 - MAPEXs combined with sand table exercises that match the terrain to be used during the STX.
 - c. Exercise instructions.
 - (1) Perform this exercise at full speed after performing building-block training (individual training and drills) to reach the "run" level of execution.

- (2) The tasks that support this STX must be executed to standard.
- (3) The size of the OPFOR element facing the unit must be supportable and doctrinally correct.
- (4) MILES should be used when feasible.
- (5) Ensure that the conditions set for the exercise are realistic.
- (6) Except for MILES or appropriate simulation devices, use only TOE equipment or authorized replacements.
- (7) Use controllers and or evaluators that are thoroughly knowledgeable in the specific tasks to be evaluated.
- (8) Start the exercise when the evaluated unit receives the WARNNO. End the exercise when the evaluated unit has conducted consolidation and reorganization.
- (9) Conduct this exercise under all environmental conditions; during periods of daylight and limited visibility; and under the threat of NBC attacks, air and ground force attacks, indirect fire attacks, and EW attacks.

d. Scenario. Your company is conducting operations as part of the 1-25 IN BN in the Alpha Republic. Enemy forces from the Beta Republic have a well-trained combat force that consists of ground forces. The enemy possesses chemical weapons and may have nuclear capability. Hostilities have been on going for six months. For the most part, the civilian population in the Alpha Republic is in favor of military actions by the US and its allies.

4. General Situation.

1st BDE has been successful in penetrating the defensive strong point of the Beta Republic battalion sized force. 2-67 IN (M) and Team C, 1-79 IN (M) is now occupying BP's (name) and (name) and has transitioned to the defense. This is in anticipation of an enemy counterattack into the BDE sector by elements of a division size force equipped with APCs, tanks and pickup trucks. 1-25 IN (M) has successfully defeated the enemy reconnaissance company that was located along PL (name). 1-25 IN (M) is currently consolidating in the vicinity of PL (name) after their successful attack.

5. **Special Situation.**

Your battalion (1-25 IN) has consolidated after their attack in the vicinity of PL (name) and is preparing to defend. Your company receives a BN FRAGO. (Figure 4-2 is an example only.)

<p>FRAGMENTARY ORDER. 02</p> <p>References. OPORD 01.</p> <p>Map Series. No change to OPORD.</p> <p>Time Zone Used Throughout the Order: Local</p> <p>1. SITUATION.</p> <p>a. Enemy forces. Elements of the Beta Republic battalion have been delayed by our DIV's effort. However, it appears that a brigade sized element equipped with APCs and tanks will counterattack within 24 hours into the battalion area of operation. Lead elements, have been successful in penetrating a seam in the East between 2-67 IN (M) and the 54 IN DIV. This unit's most probable course of action is to continue to attack with at least two platoons attempting to cut 1-25 IN (M) LOCs from East to West to support the counterattack.</p> <p>Friendly forces.</p> <p>(1) 1-25 IN (M). Intent: The purpose of this operation is to defeat elements of the Beta Republic Brigade in our AO. We will accomplish this by conducting an area defense with two companies defending forward and one company defending the East portion of the Co zone. I am assuming risk that the one company will be in the proper position to prevent the enemy from cutting through to the rear of our MBA and blocking LOCs. Our end-state will be the defeat of the IN company, the leading element of the enemy brigade, opposing our BN with two companies abreast in battle positions oriented to the Northwest along PL (name) and one company defending in a battle position oriented East.</p> <p>2. MISSION. 1-25 IN (M) defends in sector from _____ to _____ NLT _____ to defeat the lead company of the Beta Republic Brigade. On order, moves to and occupies BP (name) as BDE reserve and prepares to conduct offensive operations.</p> <p>3. EXECUTION.</p> <p>Intent: The purpose of this operation is to defeat elements of the Beta Republic Brigade located in the Northeast. We will accomplish this by establishing a cohesive defense and shaping a penetration in sector to draw elements of the enemy infantry company into a kill zone. I'm assuming risk that the place in which we have established the defense will canalize the enemy preventing him from bypassing our Co and cutting BN LOCs. Our end-state will be the defeat of the Beta Republic company in our AO and occupation of BP (name) as the BN reserve.</p>

Figure 4-2. Example of a fragmentary order.

FRAGMENTARY ORDER. 02 (continued)

(1) Maneuver. 1-25 IN conducts a defense in sector to defeat elements of the Beta Republic brigade. A/1-25 IN in the North occupies BP (name), B/1-25 IN in the center, as the Co main effort, occupies BP (name), and C/1-25 IN (-) establishes a security zone in the vicinity of PL (name). Through the use of the security forces, companies will shape a penetration in order to force elements of the Beta Republic infantry company into EA (name) so that fires can be massed to defeat of the enemy force.

(2) Fires. Priority of indirect fires is to C/1-25 IN, B/1-25 IN, then to A/1-25 IN. On order, mortars will provide indirect fires to divert the enemy's attention to cause him to seek cover, preventing him from bring direct fires on the company.

(3) Counter-air operations. Air defense priority is to protection of company in BP (name).

(4) Engineer. Priority to C/1-25 IN followed by B/1-25 IN. Priority of effort is countermobility, survivability, and then mobility.

b. Tasks to maneuver units.

(1) A/1-25 IN.

(a) Coordinate interlocking fires between B/1-25 IN.

(b) Coordinate with 1-25 IN on battalion boundaries.

(2) B/1-25 IN.

(a) Coordinate with SCT/1-25 IN for movement and fire control in our sector.

(b) Be prepared to receive OPCON BN reserve to reinforce your sector.

(3) C/1-25 IN (-).

Provide 1/C/1-25 IN as BN reserve NLT ____

(4) Mortar/1-25 IN. Priority of fires is initially to C/1-25 IN then to B/1-25 IN.

(5) Recon/1-25 IN.

(a) NLT ____ screen the right flank of the BN sector from 1 BDE 54 IN DIV boundary to PL (name) initially.

(b) Be prepared to reinforce B/1-25 IN, on order.

(c) Coordinate with B/1-25 IN for movement and fire control measures in their sector.

Figure 4-2. Example of a fragmentary order (continued).

FRAGMENTARY ORDER. 02 (continued)

c. Coordinating instructions.

- (1) This order is effective for planning immediately and execution on order.
- (2) Companies will allow no penetration beyond 500 meters of PL (name).
- (3) No fires beyond 1 BDE 54 IN DIV boundary without the approval of this headquarters.
- (4) Companies will establish a security force along PL (name) in sector.
- (5) Maneuver units will notify BN upon crossing all phase lines with security forces.

4. SERVICE SUPPORT. No change to OPORD.

5. COMMAND AND SIGNAL.

- a. Command. Co main CP located VIC _____, on order moves to _____.
- b. Signal. SOI index Alpha in effect.

ACKNOWLEDGE:

Commander

Figure 4-2. Example of a fragmentary order (continued).

6. **Support Requirements.** The support requirements for the STX are the consolidated requirements for the company plus attachments. (Table 4-8 is an example only.)

SAMPLE SUPPORT REQUIREMENTS	
Personnel:	
a. Medical	
b. OPFOR	
Equipment:	
a. 100 percent of TOE equipment readiness code (ERC) A items.	
b. MILES equipment:	
(1) M4 system	1 per M4 (include OPFOR)
(2) M240B machine gun system	1 per M240B (include OPFOR)
(3) Controller guns	3 each (2 each for evaluators, 1 each for OPFOR)
(4) Small arms alignment fixture	3 each (2 each for evaluators, 1 each for OPFOR)
c. Vehicles and communications support for OPFOR.	
d. Designated medical evacuation vehicles with communications.	
Supply: (company, OPFOR, other support personnel).	
a. Class I	
(1) MRE	3 each meals per soldier per day
(2) Potable water	1 each 400G water trailer
b. Class III. (As required)	
c. Class V	
(1) 5.56 mm (DODIC) A075	600 rds for each M249
(2) 5.56 mm (DODIC) A080	120 rds for each rifle
(4) Simulator, Launching TOE (DODIC) L592	1 each per TOW
(5) 40 mm practice (DODIC) B480	Per TSOP for each M203
(6) Body practice hand grenade (DODIC) G811	4 each per rifleman
(7) Fuze hand grenade practice M228 (DODIC) G878	4 each per rifleman
(8) Simulator, projectile (DODIC) L594	24 per platoon
(9) Simulator, hand grenade (DODIC) L601	24 per platoon
Maneuver Area: Training area Alpha	

Table 4-8. Example of a support requirements list.

7. **Training and Evaluation Outlines.** T&EOs used in evaluating the training exercise are listed in the sequence they will occur during the exercise. Table 4-9 is a list of T&EOs to be trained and or evaluated during the STX and is an example only.

Task	Task Number
Conduct Troop-leading Procedures	07-2-5036
Prepare for Combat	07-2-5081
Conduct Operations during Limited Visibility	07-2-1234
Employ Protective Obstacle(s)	07-2-1315
Conduct a Defense	07-2-1054
Perform Resupply Operations	07-2-4018
Conduct Consolidation and Reorganization	07-2-5009

Table 4-9. Example of training and evaluation outlines.

Evaluators assess planning, preparation, and execution of tasks using the standards published in Chapter 5 of this MTP.

INFANTRY COMPANY STX**7-2-E0008****Conduct Security Operations in a Stability Environment**

1. **Objective.** Within the context of this MTP, the primary objective of this STX is to train and or evaluate the platoon in the conduct of stability operations. It trains and or evaluates the unit's ability to plan, prepare, execute, and assess operations. (STX numbers and titles are examples only).

2. **Interface.**

a. This STX supports the higher headquarters FTX 07-1-E0005, Conduct Stability Operations.

b. This STX is supported by:

(1) STX 07-2-E0003, Conduct a Reconnaissance.

(2) STX 07-2-E0010, Process Captured Documents and Equipment.

(3) STX 07-2-E0015, Establish a Checkpoint.

(4) STX 07-2-E0016, Conduct a Presence Patrol.

(5) STX 07-2-E0022, Establish an Observation Post.

(6) STX 07-2-E0023, React to a Civil Disturbance.

(7) STX 07-2-E0025, Secure Civilians During Operations.

3. **Training.**

a. General Tips for Training.

(1) Conduct AARs, throughout the exercise that focus on strengths, weaknesses, and safety.

(2) Include normal attachments and DS elements (field artillery, engineers).

(3) Ensure the OPFOR is trained in enemy tactics and doctrine.

(4) Include OPFOR personnel in AARs.

(5) Use trained personnel to act as EPWs.

(6) Integrate NBC and EW.

(7) Ensure that platoon personnel are familiar with the platoon's TSOP that relate to the exercise.

(8) Review soldier familiarity with the training environment.

b. Pre-exercise activities as follows:

- MAPEXs combined with sand table exercises that match the terrain to be used during the STX.

ARTEP 7-12-MTP

c. Exercise instructions.

- (1) Perform this exercise at full speed after performing building-block training (individual training and drills) to reach the "run" level of execution.
- (2) The tasks that support this STX must be executed to standard.
- (3) The size of the OPFOR element facing the unit must be supportable and doctrinally correct.
- (4) MILES should be used when feasible.
- (5) Ensure that the conditions set for the exercise are realistic.
- (6) Except for MILES or appropriate simulation devices, use only TOE equipment or authorized replacements.
- (7) Use controllers and or evaluators that are thoroughly knowledgeable in the specific tasks to be evaluated.
- (8) Start the exercise when the evaluated unit receives the WARNO. End the exercise when the evaluated unit has conducted consolidation and reorganization.
- (9) Conduct this exercise under all environmental conditions; during periods of daylight and limited visibility; and under the threat of NBC attacks, air and ground force attacks, indirect fire attacks, and EW attacks.

d. Sample scenario.

(1) Summary of the enemy situation.

(a) Background. The United States has a treaty agreement with the Alpha Republic that declares the US intent to support any newly elected democratic government with both economic and military aid. In a recent election, the citizens of Alpha turned out the leadership of the Alpha Patriotic Front (APF) by electing a new Prime Minister and cabinet pledging democratic reform within the country. The election, monitored by international observers, was very close with the winner managing only 53 percent of the popular vote. As a result, disgruntled supporters of the losing party have taken to the streets in various cities throughout the country. Some elements of the APF have refused to accept the election results and have threatened violence if a new election is not held within one month. Other factions within the country are politically, ethnically, and religiously allied with neighboring Beta whose totalitarian regime had been strongly influencing the APF during the past decade. The government of Beta worked in vain to prevent the election of the democratic government now in power—a government it deemed to be more aligned with western democratic nations and far less favorable to Beta interests.

(b) History. The Alpha and Beta Republics have been belligerents for almost 200 years, actually going to war about 85 years ago. While the two countries have many citizens who share a common religion and ethnic background, the governments of the two emerging nations have chosen different economic and social paths. The current border between the two countries, set by international agreement and arbitration after the last war in 1915, has continued to be a source of conflict and disagreement for more than 85 years. The Mongrel Republic, the country bordering the Alpha Republic on the north, has generally remained neutral during past disagreements between Alpha and Beta, but they

have made no secret of their desire to possess a critical natural resource available only in northeast Alpha.

(c) Belligerent Forces:

- Alpha: Alpha Army; paramilitary forces; and religious, political, and other factions.
- Beta: Beta Army and paramilitary and terrorist forces.

(d) Composition: The Alpha Army is at 50 percent strength. The Beta Army is at 80 percent strength. The paramilitary forces from both countries operate without a clearly defined order of battle but can be expected to fight in squad to platoon-size groups. Paramilitary forces are not well armed and normally operate dismounted but occasionally employ modified civilian vehicles armed with small arms.

(e) Recent activities: Paramilitary forces from Alpha threatened that a defeat of the APF in the recent election might trigger wide-scale violence and the use of a biological agent to poison the water supply throughout the country.

(2) Concept. The battalion will conduct any or all of the following tasks, on order (O/O), to establish and maintain stability in the AO.

- (a) Conduct intelligence-gathering activities.
- (b) Establish a quick reserve force to respond to sites of civil disturbance.
- (c) Man observation posts.
- (d) Man checkpoints and or roadblocks.
- (e) Conduct patrols.
- (f) Provide escorts for military and or civilian movements as required.
- (g) Secure selected sites (for example, voting sites, refugee camps, schools, churches).
- (h) Enforce curfews.
- (i) Stabilize areas that have escalating tension.
- (j) Open and secure routes as required.
- (k) Conduct weapons site inspections as required.

4. **General Situation.** The battalion is conducting operations independently or as part of the 1st Brigade. The battalion is occupying a base camp 2 kms west of the Akusk Airport in the Alpha Republic. Base camp security has been established. The battalion has been given an on order (O/O) mission to conduct security operations in the AO. Local populous and factions may or may not be cooperative.

5. **Special Situation.** Your company (___/1-25 IN) has been designated as the reserve force. The company has rehearsed possible contingency operations required of the reserve force. Your company receives a BN FRAGO to react to a civil disturbance. (Figures 4-3 and 4-4 are examples only.)

FRAGMENTARY ORDER. 01

References. OPORD 01.

Map Series. No change to OPORD.

Time Zone Used Throughout the Order: Local

1. SITUATION.

a. Enemy forces.

(1) Political and other factions.

2. MISSION. ___/1-25 IN reacts to a civil disturbance NLT _____ near the Northern perimeter fence of the Akusk Airport (grid) to establish order and detain known belligerence participants and activities.

3. EXECUTION. Per TSOP.

4. SERVICE SUPPORT. Per TSOP.

5. COMMAND AND SIGNAL. BN main CP currently located at base camp.

ACKNOWLEDGE.

Commander

Figure 4-3. Example of a fragmentary order.

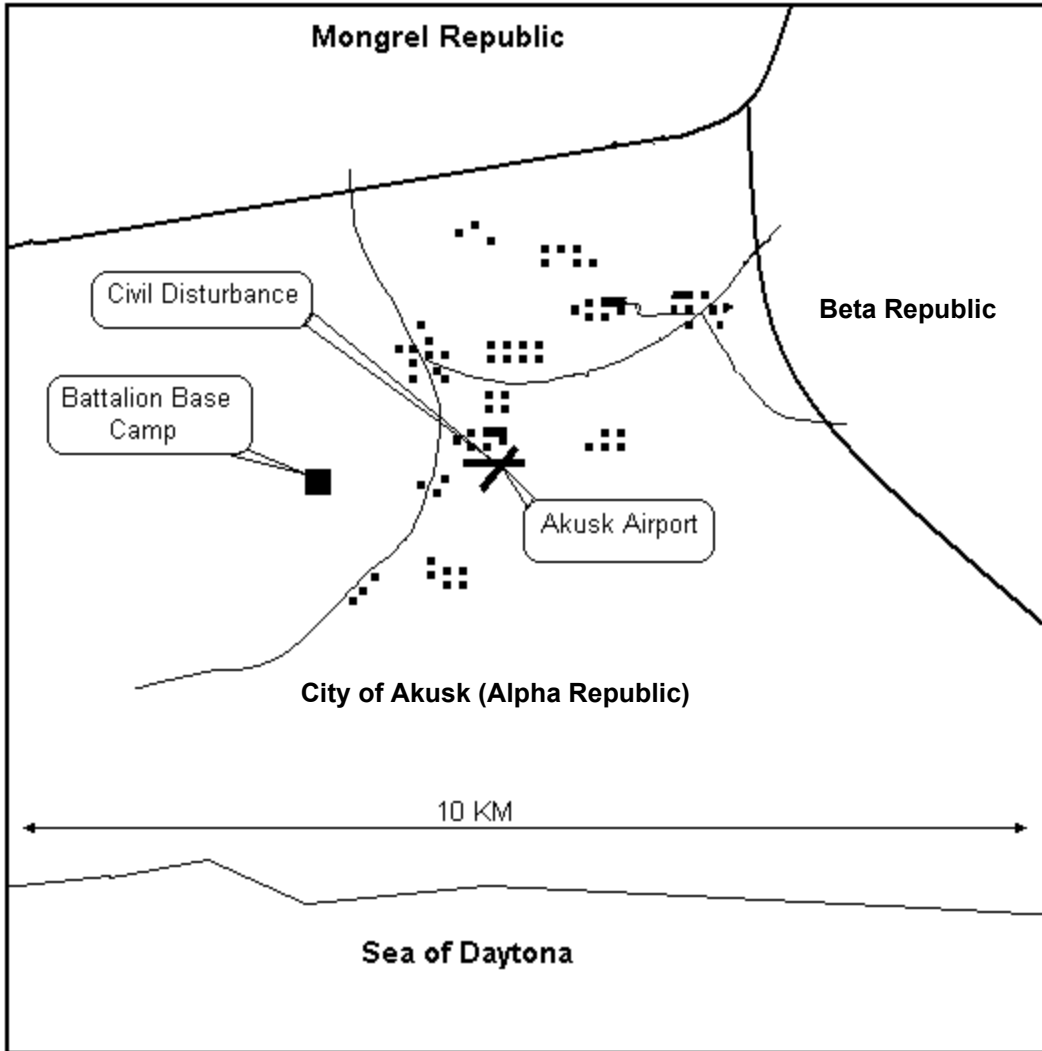


Figure 4-4. Example of a map in the area of operations.

6. **Support Requirements.** The support requirements for the STX are the consolidated requirements for the company plus attachments. (Table 4-10 is an example only.)

SAMPLE SUPPORT REQUIREMENTS	
Personnel:	
a. Medical	
b. OPFOR	
Equipment:	
a. 100 percent of TOE equipment readiness code (ERC) A items.	
b. MILES equipment:	
(1) M4 system	1 per M4 (include OPFOR)
(2) M240B machine gun system	1 per M240B (include OPFOR)
(3) Controller guns	3 each (2 each for evaluators, 1 each for OPFOR)
(4) Small arms alignment fixture	3 each (2 each for evaluators, 1 each for OPFOR)
c. Vehicles and communications support for OPFOR.	
d. Designated medical evacuation vehicles with communications.	
Supply: (platoon, OPFOR, other support personnel).	
a. Class I	
(1) MRE	3 each meals per soldier per day
(2) Potable water	1 each 400G water trailer
b. Class III. (As required)	
c. Class V	
(1) 5.56 mm (DODIC) A075	600 rds for each M249
(2) 5.56 mm (DODIC) A080	120 rds for each rifle
(4) Simulator, Launching TOE (DODIC) L592	1each per TOW
(5) 40 mm practice (DODIC) B480	Per SOP for each M203
(6) Body practice hand grenade (DODIC) G811	4 each per rifleman
(7) Fuze hand grenade practice M228 (DODIC) G878	4 each per rifleman
(8) Simulator, projectile (DODIC) L594	24 per platoon
(9) Simulator, hand grenade (DODIC) L601	24 per platoon
Maneuver Area: Training area Alpha	

Table 4-10. Example of a consolidated support requirements.

7. **Training and Evaluation Outlines.** T&EOs used in evaluating the training exercise are listed in the sequence they will occur during the exercise. (Table 4-11 is a list of T&EOs and is an example only.)

Task	Task Number
Conduct Troop-leading Procedures	07-2-5036
Prepare for Combat	07-2-5081
Conduct a Rehearsal	07-2-5000
React to a Civil Disturbance	07-2-1396
Secure Civilians During Operations	07-2-4036
Conduct Consolidation and Reorganization	07-2-5009

Table 4-11. Example of training and evaluation outlines.

Evaluators assess planning, preparation, and execution of tasks using the standards published in Chapter 5 of this MTP.

CHAPTER 5

Training and Evaluation Outlines

5-1. Introduction. This chapter contains the training and evaluation outlines for the unit. T&EOs are the foundation of the MTP and the collective training of the units. T&EOs are training objectives (task, conditions, and standards) for the collective tasks that support critical wartime operations. The unit must master designated collective tasks to perform its critical wartime operations. T&EOs may be trained separately, in a CPX, in an FTX, or in live-fire exercises. For collective live-fire standards, the trainer needs to refer to the applicable gunnery manual for the appropriate course of fire. Those standards and courses of fire need to be integrated into the training exercise.

5-2. Structure. The T&EOs in this chapter are listed in Table 5-1. The Mission-to-Collective Task Matrix in Chapter 2 lists the T&EOs required to train the critical wartime missions according to their specific BOS.

5-3. Format. The T&EOs are prepared for every collective task that supports critical wartime operation accomplishment. Each T&EO contains the following items:

a. Element. This identifies the unit or unit elements that performs the task.

b. Task. This is a description of the action to be performed by the unit, and provides the task number.

c. References. These are in parenthesis following the task number. The reference that contains the most information (primary reference) about the task is listed first and underlined. If there is only one reference do not underline the reference.

d. Iteration. Used to identify how many times the task is performed and evaluated during training. The "M" identifies when the task is performed in MOPP4.

e. Commander/Leader Assessment. This assessment is used by the unit leadership to assess the proficiency of the unit in performing the task to standard. Assessments are subjective in nature and use all available evaluation data and submit leader input to develop an assessment of the organization's overall capability to accomplish the task. Use the following ratings:

(1) T - Trained. The unit is trained and has demonstrated its proficiency in accomplishing the task to wartime standards.

(2) P - Needs practice. The unit needs to practice the task. Performance has demonstrated that the unit does not achieve standard without some difficulty or has failed to perform some task steps to standard.

(3) U - Untrained. The unit can not demonstrate an ability to achieve wartime proficiency.

f. Condition. A statement of the situation or environment in which the unit is to do the collective task.

g. Task standard.

(1) The task standard states the performance criteria that a unit must achieve to successfully execute the task. This overall standard should be the focus of training and understood by every soldier.

(2) The trainer or evaluator determines the unit's training status using performance observation measurements (where applicable) and his judgment. The unit must be evaluated in the context of the METT-T conditions. These conditions should be as similar as possible for all evaluated elements. This will establish a common base line for unit performance.

h. Task Steps and Performance Measures. This is a listing of actions that is required to complete the task. These actions are stated in terms of observable performance for evaluating training proficiency. The task steps are arranged sequentially along with supporting individual tasks and their reference. Leader tasks within each T&EO are indicated by an asterisk (*). Under each task step are listed the performance measures that must be accomplished to correctly perform the task step. If the unit fails to correctly perform one of these task steps to standard, it has failed to achieve the overall task standard.

i. GO/NO-GO column. This column is provided for annotating the platoon's performance of the task steps. Evaluate each performance measure for a task step and place an "X" in the appropriate column. A major portion of the performance measures must be marked a "GO" for the task step to be successfully performed.

j. Task performance/evaluation summary block. This block provides the trainer a means of recording the total number of task steps and performance measures evaluated and those evaluated as "GO". It also provides the evaluator a means to rate the units demonstrated performance as a "GO" or "NO-GO". It also provides the leader with a historical record for five training iterations.

k. Supporting Individual Tasks. This is a listing of all supporting individual tasks required to correctly perform the task. Listed are the reference, task numbers, and task title.

l. Supporting Collective Tasks. This is a clearly defined, discrete, and measurable activity, action, or event (for example, task) which requires organized or unit performance and leads to accomplishment of a mission.

m. Opposing Force Standards. These standards specify overall OPFOR performance for each collective task. These standards ensure that OPFOR soldiers accomplish meaningful training and force the training unit to perform its task to standard or "lose" to the OPFOR. The OPFOR standards specify what must be accomplished--not how it must be accomplished. The OPFOR must always attain its task standards, using tactics consistent with the type of enemy they are portraying.

5-4. Use. The T&EOs can be used to train or evaluate a single task. Several T&EOs can be used to train or evaluate a group of tasks such as a CPX or an FTX.

Develop Intelligence

Conduct a Route Reconnaissance (Infantry Company) (07-2-2009)	5-5
Conduct an Area or Zone Reconnaissance (Infantry Company) (07-2-2018).....	5-12
Establish Observation Posts (Infantry Company) (07-2-2027).....	5-18
Operate in an Electronic Warfare Environment (Infantry Company) (07-2-2045)	5-25
Reconnoiter a Built-up Area (Infantry Company) (07-2-2054).....	5-28
Report Tactical Information (Infantry Company) (07-2-2072).....	5-36

Deploy/Conduct Maneuver

Conduct an Attack (Infantry Company) (07-2-1000).....	5-39
Conduct a Bypass (Infantry Company) (07-2-1018).....	5-48
Conduct a Cordon and Search in a Built-up Area (Infantry Company) (07-2-1027)	5-55
Conduct a Defense (Infantry Company) (07-2-1045)	5-63
Conduct a Delay (Antiarmor/Infantry Company) (07-2-1054).....	5-73
Conduct a Guard Mission (Infantry Company) (07-2-1063)	5-82
Conduct a Link-up (Infantry Company) (07-2-1081).....	5-91
Conduct a Movement to Contact (Antiarmor/Infantry Company) (07-2-1090).....	5-98
Conduct a Passage of Lines as the Passing Unit (Infantry Company) (07-2-1108).....	5-108
Conduct a Passage of Lines as the Stationary Unit (Infantry Company) (07-2-1126)	5-114
Conduct a Raid (Infantry Company) (07-2-1135)	5-119
Conduct a Deliberate Relief in Place (Infantry Company) (07-2-1153).....	5-128
Conduct a Screen (Infantry Company) (07-2-1171)	5-136
Conduct a Tactical Road March (Infantry Company) (Dismounted) (07-2-1189).....	5-146
Conduct a Tactical Road March (Infantry/Headquarters Company) (Mounted) (07-2-1198).....	5-154
Conduct a Withdrawal (Infantry Company) (07-2-1216).....	5-162
Conduct an Ambush (Infantry Company) (07-2-1243)	5-169
Conduct an Attack by Fire (Antiarmor/Infantry Company) (07-2-1256).....	5-180
Conduct an Attack of a Built-up Area (Infantry Company) (07-2-1261).....	5-187
Conduct an Infiltration or Exfiltration (Infantry Company) (07-2-1270).....	5-196
Conduct Convoy Escort (Antiarmor/Infantry Company) (07-2-1279)	5-203
Conduct Hasty Displacement (Antiarmor/Infantry Company) (07-2-1297).....	5-210
Conduct Patrol Operations (Infantry Company) (07-2-1315).....	5-215
Conduct Area Security Operations (07-2-1324)	5-223
Conduct Stay-behind Operations (Infantry Company) (07-2-1333).....	5-235
Conduct Tactical Movement (Infantry Company) (07-2-1342)	5-242
Conduct Tactical Movement in a Built-up Area (Infantry Company) (07-2-1351).....	5-251
Control Civil Disturbance Operations (Antiarmor/Infantry Company) (07-2-1360).....	5-258
Cross a Water Obstacle (Dismounted) (Infantry Company) (07-2-1369).....	5-262
Defend in an Urban Environment (Infantry Company) (07-2-1378)	5-266
Employ a Reserve Force (Infantry Company) (07-2-1387)	5-273
Employ Obstacles (Infantry Company) (07-2-1396).....	5-276
Establish a Base Camp (Infantry Company) (07-2-1405).....	5-282
Establish Checkpoints and or Roadblocks (Antiarmor/Infantry Company) (07-2-1414).....	5-289
Perform Deployment or Redeployment Activities (Antiarmor/Infantry/Headquarters Company) (07-2-1423)	5-296
React to Snipers (Infantry Company) (07-2-1432)	5-300
Secure Routes (Infantry Company) (07-2-1450)	5-303
Take Action on Contact (Infantry Company) (07-2-1468).....	5-308
Breach an Obstacle (Infantry Company) (07-2-1477)	5-314
Conduct Operations with Armored or Mechanized Infantry Vehicles in an Urban Environment (Infantry Company) (07-2-1486)	5-321
Perform Air Assault Operations (Antiarmor/Infantry Company) (07-2-1495).....	5-329

Figure 5-1. List of training and evaluation outlines.

Employ Firepower	
Conduct Overwatch and or Support by Fire (Infantry Company) (07-2-3000)	5-334
Employ Snipers (Infantry Company, Brigade Combat Team) (07-2-3018)	5-341
Integrate Direct Fires (Infantry Company) (07-2-3027)	5-344
Integrate Indirect Fire Support (Infantry Company) (07-2-3036)	5-349
Protect the Force	
Conduct Active Air Defense Measures Against Hostile Aircraft (Infantry Company) (07-2-6000)	5-357
Operate in an NBC Environment (Antiarmor/Infantry/Headquarters Company) (07-2-6005)	5-359
Conduct Passive Air Defense Measures (Infantry Company) (07-2-6018)	5-363
Cross an NBC Contaminated Area (Infantry Company) (07-2-6036)	5-365
Employ Camouflage, Concealment, and Deception Techniques (Infantry Company) (07-2-6045)	5-369
Maintain Operations Security (Infantry Company) (07-2-6063)	5-373
Prepare for a Chemical Attack (Infantry Company) (07-2-6081)	5-376
Prepare for a Nuclear Attack (Infantry Company) (07-2-6099)	5-379
React to a Chemical Attack (Infantry Company) (07-2-6117)	5-382
Respond to the Initial Effects of a Nuclear Attack (Infantry Company) (07-2-6135)	5-386
Conduct Operational Decontamination (Antiarmor/Infantry Company) (07-2-6144)	5-388
Perform CSS and Sustainment	
Conduct Resupply Operations (Antiarmor/Infantry Company) (07-2-4000)	5-393
Destroy Unit Vehicles and Equipment (Infantry/Headquarters Company) (07-2-4009)	5-397
Handle Enemy Prisoners of War (Infantry Company) (07-2-4027)	5-400
Process Captured Documents and Equipment (Infantry Company) (07-2-4045)	5-403
Secure Civilians During Operations (Antiarmor/Infantry Company) (07-2-4054)	5-405
Treat and Evacuate Casualties (Antiarmor/Infantry Company) (07-2-4063)	5-408
Exercise Command and Control	
Conduct a Rehearsal (Infantry Company) (07-2-5009)	5-411
Conduct Consolidation and Reorganization (Infantry Company) (07-2-5027)	5-414
Conduct Coordination (Infantry Company) (07-2-5036)	5-419
Conduct Negotiations (Infantry Company) (07-2-5045)	5-423
Conduct Risk Management (Infantry Company) (07-2-5063)	5-428
Conduct Troop-leading Procedures (Infantry Company) (07-2-5081)	5-431
Establish Communications (Infantry Company) (07-2-5090)	5-434
Occupy an Assembly Area (Infantry Company) (07-2-5126)	5-438
Operate a Command Post (Antiarmor/Infantry Company) (07-2-5135)	5-446
Prepare for Combat (Infantry Company) (07-2-5153)	5-450

Figure 5-1. List of training and evaluation outlines (continued).

ELEMENT: RIFLE CO INF BN (BCT)

TASK: Conduct a Route Reconnaissance (Infantry Company) (07-2-2009)

(FM 100-55)	(FM 101-5)	(FM 101-5-1)
(FM 101-5-2)	(FM 20-3)	(FM 21-18)
(FM 21-60)	(FM 24-35)	(FM 24-35-1)
(FM 7-10)	(FM 7-12 (3-21.11))	(FM 7-85)

ITERATION: 1 2 3 4 5 M (Circle)

COMMANDER/LEADER ASSESSMENT: T P U (Circle)

CONDITIONS: The company is conducting operations as part of a higher headquarters and has received an operation order (OPORD) or fragmentary order (FRAGO) to conduct a route reconnaissance to obtain detailed information about the route and all adjacent terrain. The start point (SP), release point (RP), company boundaries, phase lines (PLs), lines of departure (LDs), and a limit of advance (LOA) or reconnaissance objective are specified. All necessary personnel and equipment are available. The company has communications with higher, adjacent, and subordinate elements. The company has been provided guidance on the rules of engagement (ROE) and rules of interaction (ROI). Coalition forces and noncombatants may be present in the operational environment. Some iterations of this task should be conducted during limited visibility conditions. Some iterations of this task should be performed in MOPP4.

TASK STANDARDS: The company conducts the route reconnaissance in accordance with (IAW) the tactical standing operating procedures (TSOP), the order, and or higher commander's guidance. All specified information is collected and reported to higher headquarters as required. The company completes the reconnaissance without being detected. The company complies with the ROE and ROI.

TASK STEPS AND PERFORMANCE MEASURES	GO	NO-GO
<ul style="list-style-type: none"> * 1. Company leaders gain and or maintain situational understanding using information that is gathered from force XXI battle command brigade and below (FBCB2) (if applicable), frequency modulated (FM) communications, maps, intelligence summaries, situation reports (SITREPs), and or other available information sources. * 2. Company commander receives an OPORD or FRAGO and issues warning order (WARNO) to the company using FBCB2, FM, or other tactical means. * 3. Company commander determines the requirements for the reconnaissance. <ul style="list-style-type: none"> a. Verifies requirements with the company commander and battalion staff as necessary, using FBCB2, FM, or other tactical means. * 4. Company commander plans using troop-leading procedures. <ul style="list-style-type: none"> a. Conducts a digital and or conventional map reconnaissance. <ul style="list-style-type: none"> (1) Identifies tentative reconnaissance routes, rally points, contact points, and phase lines as required. (2) Identifies tentative support by fire and assault positions, if applicable. (3) Identifies likely enemy avenues of approach. (4) Marks tentative dismount points on digital and conventional maps as appropriate. (5) Designates boundaries, LD, and LOA. (6) Places contact points at the intersections of phase lines and boundaries and any other places he wants physical contact and coordination between his reconnaissance sections. b. Identifies the focus of the reconnaissance (oriented on the terrain or on the enemy force). 		

TASK STEPS AND PERFORMANCE MEASURES	GO	NO-GO
<ul style="list-style-type: none"> c. Organizes the company as necessary to accomplish the mission and or compensate for combat losses. d. Coordinates with the units that are patrolling in the adjacent areas using FBCB2, FM, or other tactical means. e. Coordinates indirect fires to support the company's scheme of maneuver. f. Selects a mounted or dismounted reconnaissance based on factors of mission, enemy, terrain and weather, troops and support available, time available, civil considerations (METT-TC). g. Addresses actions on chance contact with the enemy. h. Plans and coordinates a passage of lines, if required. <p>* 5. Company commander issues orders and instructions including ROE and ROI.</p> <ul style="list-style-type: none"> a. Issues clear and concise taskings to platoons/elements. <p>6. Company conducts a rehearsal.</p> <p>* 7. Company commander issues a FRAGOs, as necessary, to address changes to the plan identified during the rehearsal.</p> <p>8. Company enters way points into position navigation equipment to aid navigation.</p> <p>9. Company conducts a passage of lines, if required.</p> <p>10. Company moves tactically to the LD.</p> <ul style="list-style-type: none"> a. Uses different covered and concealed routes. b. Maintains security during movement. c. Deploys sections abreast across the LD. <p>11. Company moves along the route.</p> <ul style="list-style-type: none"> a. Uses the formation and appropriate technique of movement, adjusting the technique as required by factors of METT-TC. <ul style="list-style-type: none"> (1) Traveling overwatch when enemy contact is possible. (2) Bounding overwatch, ensuring all elements bound within teams, when enemy contact is expected. <p>12. Company conducts the reconnaissance.</p> <ul style="list-style-type: none"> a. Determines trafficability of the route. <ul style="list-style-type: none"> (1) Identifies the available space in which a force can maneuver without being forced to bunch up due to obstacles (reported in meters). The size of trees and the density of forests are reported due to the effect on vehicle movement. b. Reconnoiters terrain that dominates the route. c. Reconnoiters all lateral routes. d. Identifies aspects of adjacent terrain from both the friendly and enemy points of view. e. Attempts to locate a bypass around built up areas, obstacles, restrictions, and contaminated areas. f. Inspects and classifies all bridges on the route, within their capability. g. Reconnoiters all defiles along the route. h. Locates minefields and other obstacles along the route. i. Locates fords or crossing sites near all bridges on the route. <ul style="list-style-type: none"> (1) Landing zones and pickup zones. (2) Locations along the route that provide good cover and concealment. (3) Observation and fields of fire along the route and adjacent terrain. o. Reconnoiters intersecting routes beyond direct fire range. p. Determines road width of constrictions (bridges, tunnels, and so forth) with width and lengths of the traveled ways in meters. 		

TASK STEPS AND PERFORMANCE MEASURES	GO	NO-GO
<p>(1) Underpass limitations with limiting heights and widths in meters. (2) Bridge bypasses classified as easy, difficult, or impossible. (3) Civil or military road numbers or other designations. (4) Locations of fords, ferries, and tunnels, including limiting information.</p> <p>13. Reconnaissance and security elements conduct withdrawal and disseminate information.</p> <p>a. Secure enemy prisoners of war (EPW) as required. b. Evacuate casualties. c. Return to the ORP or to a rally point. d. Consolidate and reorganize as necessary. e. Consolidate gathered information. f. Provide gathered information to designated recorder. g. Disseminate gathered information to all platoon members through the squad leaders at the ORP, or moves to another position at least one terrain feature away to disseminate information. h. Report information of immediate effect to higher headquarters using FBCB2, FM, or other tactical means.</p> <p>14. Company moves tactically to designated debriefing site.</p> <p>a. Processes captured documents and or equipment as required.</p> <p>*15. Company commander submits the route reconnaissance overlay using FBCB2, or other tactical means.</p> <p>a. Includes required information.</p> <p>(1) Two grid references. (2) Magnetic north arrow. (3) Route drawn to scale. (4) Title block. (5) Route classification formula.</p> <p>b. Includes additional information as directed.</p> <p>(1) All restrictions to the traffic flow, to include bypass capability and classification for all restrictive passages. (2) Road curves having a radius less than 45 meters. (3) Steep grades with their maximum gradients.</p>		

TASK PERFORMANCE/EVALUATION SUMMARY BLOCK							
ITERATION	1	2	3	4	5	M	TOTAL
TOTAL TASK STEPS EVALUATED							
TOTAL TASK STEPS "GO"							
TRAINING STATUS "GO"/"NO-GO"							

"*" indicates a leader task step.

SUPPORTING INDIVIDUAL TASKS: NONE

SUPPORTING COLLECTIVE TASKS

Task Number	Task Title	References
07-2-1108	Conduct a Passage of Lines as the Passing Unit (Infantry Company)	ARTEP 7-10-MTP
		ARTEP 7-12-MTP

ARTEP 7-12-MTP**SUPPORTING COLLECTIVE TASKS**

Task Number	Task Title	References
07-2-1270	Conduct an Infiltration or Exfiltration (Infantry Company)	ARTEP 7-10-MTP
07-2-1306-A	Conduct Operations during Limited Visibility (Antiarmor/Infantry Company)	ARTEP 7-12-MTP ARTEP 7-10-MTP
07-2-1342	Conduct Tactical Movement (Infantry Company)	ARTEP 7-91-MTP ARTEP 7-10-MTP
07-2-1468	Take Action on Contact (Infantry Company)	ARTEP 7-12-MTP ARTEP 7-10-MTP
07-2-2072	Report Tactical Information (Infantry Company)	ARTEP 7-12-MTP ARTEP 7-10-MTP
07-2-3027	Integrate Direct Fires (Infantry Company)	ARTEP 7-12-MTP ARTEP 7-10-MTP
07-2-3036	Integrate Indirect Fire Support (Infantry Company)	ARTEP 7-12-MTP ARTEP 7-10-MTP
07-2-4045	Process Captured Documents and Equipment (Infantry Company)	ARTEP 7-12-MTP ARTEP 7-10-MTP
07-2-5009	Conduct a Rehearsal (Infantry Company)	ARTEP 7-12-MTP ARTEP 7-10-MTP
07-2-5063	Conduct Risk Management (Infantry Company)	ARTEP 7-12-MTP ARTEP 7-10-MTP
07-2-5081	Conduct Troop-leading Procedures (Infantry Company)	ARTEP 7-12-MTP ARTEP 7-10-MTP
07-2-5153	Prepare for Combat (Infantry Company)	ARTEP 7-12-MTP ARTEP 7-10-MTP
07-2-6063	Maintain Operations Security (Infantry Company)	ARTEP 7-12-MTP ARTEP 7-10-MTP
07-3-1099	Conduct a Passage of Lines as the Passing Unit (Infantry/Mortar/Reconnaissance Platoon/Squad)	ARTEP 7-12-MTP ARTEP 7-4-MTP
07-3-1189	Conduct Actions at Danger Areas (Infantry/Reconnaissance Platoon)	ARTEP 7-5-MTP ARTEP 7-7J-MTP ARTEP 7-8-MTP ARTEP 7-90-MTP ARTEP 7-92-MTP ARTEP 7-4-MTP
07-3-1216	Conduct an Infiltration or Exfiltration (Infantry/Reconnaissance Platoon/Squad)	ARTEP 7-5-MTP ARTEP 7-7J-MTP ARTEP 7-8-MTP ARTEP 7-92-MTP ARTEP 7-4-MTP
		ARTEP 7-5-MTP ARTEP 7-7J-MTP

SUPPORTING COLLECTIVE TASKS

Task Number	Task Title	References
07-3-1234	Conduct Operations during Limited Visibility (Antiarmor/Infantry/Mortar/Reconnaissance Platoon/Squad)	ARTEP 7-8-MTP ARTEP 7-92-MTP ARTEP 7-91-MTP
07-3-1270	Conduct Tactical Movement (Mounted or Dismounted) (Antiarmor/Infantry/Mortar/ Reconnaissance Platoon/Squad)	ARTEP 7-4-MTP ARTEP 7-5-MTP ARTEP 7-7J-MTP ARTEP 7-8-MTP ARTEP 7-90-MTP ARTEP 7-91-MTP ARTEP 7-92-MTP
07-3-1432	Take Action on Contact (Infantry/Mortar/ Reconnaissance Platoon/Squad)	ARTEP 7-4-MTP ARTEP 7-5-MTP ARTEP 7-7J-MTP ARTEP 7-8-MTP ARTEP 7-90-MTP ARTEP 7-92-MTP
07-3-2000	Conduct a Route Reconnaissance (Infantry/Reconnaissance Platoon/Squad)	ARTEP 7-4-MTP ARTEP 7-5-MTP ARTEP 7-7J-MTP ARTEP 7-8-MTP ARTEP 7-92-MTP
07-3-2054	Report Tactical Information (Infantry/Mortar/ Reconnaissance Platoon/Squad)	ARTEP 7-4-MTP ARTEP 7-5-MTP ARTEP 7-7J-MTP ARTEP 7-8-MTP ARTEP 7-90-MTP ARTEP 7-92-MTP
07-3-4027	Process Captured Documents and Equipment (Infantry/Mortar/Reconnaissance Platoon/Squad)	ARTEP 7-4-MTP ARTEP 7-5-MTP ARTEP 7-7J-MTP ARTEP 7-8-MTP ARTEP 7-90-MTP ARTEP 7-92-MTP
07-3-5000	Conduct a Rehearsal (Infantry/Mortar/ Reconnaissance Platoon/Squad)	ARTEP 7-4-MTP ARTEP 7-5-MTP ARTEP 7-7J-MTP ARTEP 7-8-MTP ARTEP 7-90-MTP ARTEP 7-92-MTP
07-3-5027	Conduct Risk Management (Infantry/ Mortar/Reconnaissance Platoon/Squad)	ARTEP 7-4-MTP ARTEP 7-5-MTP ARTEP 7-7J-MTP

ARTEP 7-12-MTP

SUPPORTING COLLECTIVE TASKS

Task Number	Task Title	References
07-3-5036	Conduct Troop-leading Procedures (Infantry/Mortar/Reconnaissance Platoon/Squad)	ARTEP 7-8-MTP ARTEP 7-90-MTP ARTEP 7-92-MTP ARTEP 7-4-MTP
07-3-5081	Prepare for Combat (Infantry/Mortar/ Reconnaissance Platoon/Squad)	ARTEP 7-5-MTP ARTEP 7-7J-MTP ARTEP 7-8-MTP ARTEP 7-90-MTP ARTEP 7-92-MTP ARTEP 7-4-MTP
07-3-6027	Maintain Operations Security (Infantry/ Mortar/Reconnaissance Platoon/Squad)	ARTEP 7-5-MTP ARTEP 7-7J-MTP ARTEP 7-8-MTP ARTEP 7-90-MTP ARTEP 7-92-MTP ARTEP 7-4-MTP

OPFOR TASKS AND STANDARDS

TASK: Conduct Counterreconnaissance (07-OPFOR-0011)

CONDITION: The OPFOR is conducting operations independently or as part of a larger force. The OPFOR is ordered to deny information to the enemy reconnaissance elements by active and passive means. All necessary personnel and equipment are available.

STANDARD: The OPFOR conducts the counterreconnaissance IAW the OPORD and or commander's guidance. The OPFOR conceals friendly information through operational security measures and engages and destroys the enemy reconnaissance elements.

Note: During training exercises, the enemy commander or leader should select the size of the OPFOR element based on threat doctrine.

TASK: Execute Actions on Contact (07-OPFOR-0015)

CONDITION: The OPFOR is conducting offensive operations independently or as part of a larger force. The OPFOR makes contact with the enemy by receipt of direct fires, indirect fires, or direct observation. All assigned OPFOR equipment and personnel are available. The OPFOR has indirect fire, close air, and engineer support available.

STANDARD: The OPFOR executes actions on contact IAW the OPORD and or commander's guidance. The OPFOR conducts fire and maneuver to rapidly rout the enemy, seize the initiative, and create advantageous conditions for subsequent operations.

Note: During training exercises, the enemy commander or leader should select the size of the OPFOR element based on threat doctrine.

TASK: Conduct Sniper Operations (07-OPFOR-0017)

CONDITION: The OPFOR is conducting operations independently or as part of a larger force and is ordered to conduct sniper operations against the enemy elements. The enemy elements are occupying an assembly area, conducting tactical movement, conducting a tactical road march, or are otherwise susceptible to a sniper attack. All assigned OPFOR equipment and personnel are available.

STANDARD: The OPFOR conducts sniper operations IAW the OPORD and or commander's guidance. The OPFOR snipers set up well-concealed locations and engage the enemy personnel with short bursts of semiautomatic fire. The OPFOR snipers delay or disrupt the enemy activities and or kill the enemy personnel. The OPFOR snipers prevent their position from being discovered. The OPFOR snipers report all specified intelligence requirements to higher HQ.

Note: During training exercises, the enemy commander or leader should select the size of the OPFOR element based on threat doctrine.

TASK: Maintain Operations Security (07-OPFOR-0023)

CONDITION: The OPFOR is conducting operations independently or as part of a larger force. The OPFOR prevents the enemy from obtaining information about its operations and or intent. All necessary personnel and equipment are available.

STANDARD: The OPFOR maintains operations security IAW the operation order and or commander's guidance. The OPFOR denies information to the enemy by maintaining physical security, signal security, and information security. The OPFOR identifies and eliminates indicators that can be exploited by hostile intelligence organizations.

Note: During training exercises, the enemy commander or leader should select the size of the OPFOR element based on threat doctrine.

TASK: Conduct Hasty Ambush (07-OPFOR-1020)

CONDITION: The enemy is conducting a combat, reconnaissance or tracking patrol, or is conducting another operation that makes them susceptible to an ambush. The enemy is at or near 100 percent strength, has all authorized equipment, and may have indirect fire support available.

STANDARD: The OPFOR prepares an ambush site before the arrival of the enemy. The OPFOR surprises the enemy, destroys personnel and or equipment, delays them, or forces them to withdraw IAW orders from higher headquarters.

Note: During training exercises, the enemy commander or leader should select the size of the OPFOR element based on threat doctrine.

TASK STEPS AND PERFORMANCE MEASURES	GO	NO-GO
<p>(7) Places contact points at the intersections of phase lines and boundaries and any other places he wants physical contact and coordination between his reconnaissance sections.</p> <p>b. Identifies the focus of the reconnaissance (oriented on the terrain or on the enemy force).</p> <p>c. Organizes the company as necessary to accomplish the mission and or compensate for combat losses.</p> <p>d. Coordinates with the units patrolling in the adjacent areas using FBCB2, FM, or other tactical means.</p> <p>e. Coordinates indirect fires to support the company's scheme of maneuver.</p> <p>f. Plans and coordinates a passage of lines, if required.</p> <p>g. Addresses actions on chance contact with the enemy.</p> <p>* 5. Company commander issues orders and instructions including ROE and ROI.</p> <p> a. Issues clear and concise taskings to platoons and or elements.</p> <p>6. Company conducts a rehearsal.</p> <p>* 7. Company commander issues a FRAGOs as necessary to address changes to the plan identified during the rehearsal.</p> <p>8. Company enters way points for route, ORP, LD, LOA, contact points, and objective into position navigation equipment, if applicable.</p> <p>9. Company conducts a passage of lines, if required.</p> <p>10. Company moves tactically to the LD.</p> <p> a. Uses different covered and concealed routes to and from the area or zone.</p> <p> b. Maintains security during movement.</p> <p> c. Deploys sections abreast across the LD.</p> <p>11. Company moves tactically from the LD to the ORP.</p> <p>12. Company conducts reconnaissance of and occupies the ORP.</p> <p> a. Establishes and or maintains security at the ORP.</p> <p> (1) Positions other security teams as required on likely enemy avenues of approach into the objective area.</p> <p>13. Company conducts an AREA reconnaissance from the ORP.</p> <p> a. Reconnoiters the objective.</p> <p> (1) Issues a contingency plan before departure the ORP.</p> <p> (2) Pinpoints the objective.</p> <p> (3) Locates observation or surveillance positions, routes, and security positions.</p> <p> (4) Determines or confirms the enemy situation in the objective area.</p> <p> (5) Locates enemy observation posts (OPs).</p> <p> (6) Determines enemy security status and activity.</p> <p> (7) Designates the release point and the positions for the reconnaissance and security elements.</p> <p> b. Company conducts actions at the objective.</p> <p> (1) Uses surveillance or vantage points.</p> <p> (2) Maintains communications with the company throughout the reconnaissance using FBCB2, FM, or other tactical means.</p> <p> (3) Selects one of the following reconnaissance techniques based on factors of mission, enemy, terrain and weather, troops and support available, time available, civil considerations (METT-TC).</p>		

ARTEP 7-12-MTP

TASK STEPS AND PERFORMANCE MEASURES	GO	NO-GO
<p>(a) Conducts reconnaissance by short-range observation and surveillance.</p> <p>(b) Conducts reconnaissance by long-range observation and surveillance.</p> <p>14. Company conducts a ZONE reconnaissance from the ORP.</p> <p>a. Uses the designated method along routes.</p> <p>(1) Fan method.</p> <p>(2) Converging routes method.</p> <p>(3) Successive sectors method.</p> <p>b. Maintains communications with the company throughout the reconnaissance using FBCB2, FM, or other tactical means.</p> <p>c. Gathers all information based on priority intelligence requirements (PIR) IAW the OPORD.</p> <p>d. Continues until all assigned areas are reconnoitered.</p> <p>15. Reconnaissance and security elements conduct withdrawal and disseminate information.</p> <p>a. Secure enemy prisoners of war (EPW) as required.</p> <p>b. Evacuate casualties.</p> <p>c. Return to the ORP or to a rally point.</p> <p>d. Consolidate and reorganize as necessary.</p> <p>e. Consolidate gathered information.</p> <p>f. Provide gathered information to designated recorder.</p> <p>g. Disseminate gathered information to all company members through the squad leaders at the ORP, or moves to another position at least one terrain feature away to disseminate information.</p> <p>h. Report information of immediate effect to higher headquarters using FBCB2, FM, or other tactical means.</p> <p>16. Company reports to the designated debriefing area.</p> <p>a. Generates digital and or conventional reconnaissance reports and or overlays.</p> <p>b. Processes captured documents and or equipment as required.</p>		

TASK PERFORMANCE/EVALUATION SUMMARY BLOCK							
ITERATION	1	2	3	4	5	M	TOTAL
TOTAL TASK STEPS EVALUATED							
TOTAL TASK STEPS "GO"							
TRAINING STATUS "GO"/"NO-GO"							

"*" indicates a leader task step.

SUPPORTING INDIVIDUAL TASKS: NONE

SUPPORTING COLLECTIVE TASKS

Task Number	Task Title	References
07-2-1306-A	Conduct Operations during Limited Visibility (Antiarmor/Infantry Company)	ARTEP 7-10-MTP ARTEP 7-91-MTP

SUPPORTING COLLECTIVE TASKS

Task Number	Task Title	References
07-2-1342	Conduct Tactical Movement (Infantry Company)	ARTEP 7-10-MTP
07-2-1468	Take Action on Contact (Infantry Company)	ARTEP 7-12-MTP ARTEP 7-10-MTP
07-2-2072	Report Tactical Information (Infantry Company)	ARTEP 7-12-MTP ARTEP 7-10-MTP
07-2-3027	Integrate Direct Fires (Infantry Company)	ARTEP 7-12-MTP ARTEP 7-10-MTP
07-2-3036	Integrate Indirect Fire Support (Infantry Company)	ARTEP 7-12-MTP ARTEP 7-10-MTP
07-2-5009	Conduct a Rehearsal (Infantry Company)	ARTEP 7-12-MTP ARTEP 7-10-MTP
07-2-5027	Conduct Consolidation and Reorganization (Infantry Company)	ARTEP 7-12-MTP ARTEP 7-10-MTP
07-2-5063	Conduct Risk Management (Infantry Company)	ARTEP 7-12-MTP ARTEP 7-10-MTP
07-2-5081	Conduct Troop-leading Procedures (Infantry Company)	ARTEP 7-12-MTP ARTEP 7-10-MTP
07-2-5153	Prepare for Combat (Infantry Company)	ARTEP 7-12-MTP ARTEP 7-10-MTP
07-2-6063	Maintain Operations Security (Infantry Company)	ARTEP 7-12-MTP ARTEP 7-10-MTP
07-3-1189	Conduct Actions at Danger Areas (Infantry/Reconnaissance Platoon)	ARTEP 7-12-MTP ARTEP 7-4-MTP
07-3-1234	Conduct Operations during Limited Visibility (Antiarmor/Infantry/Mortar/Reconnaissance Platoon/Squad)	ARTEP 7-5-MTP ARTEP 7-7J-MTP ARTEP 7-8-MTP ARTEP 7-92-MTP ARTEP 7-91-MTP
07-3-1270	Conduct Tactical Movement (Mounted or Dismounted) (Antiarmor/Infantry/Mortar/Reconnaissance Platoon/Squad)	ARTEP 7-4-MTP
07-3-1432	Take Action on Contact (Infantry/Mortar/Reconnaissance Platoon/Squad)	ARTEP 7-5-MTP ARTEP 7-7J-MTP ARTEP 7-8-MTP ARTEP 7-90-MTP ARTEP 7-91-MTP ARTEP 7-92-MTP ARTEP 7-4-MTP

ARTEP 7-12-MTP

SUPPORTING COLLECTIVE TASKS

Task Number	Task Title	References
07-3-2009	Conduct an Area or Zone Reconnaissance (Infantry/Reconnaissance Platoon/Squad)	ARTEP 7-92-MTP ARTEP 7-4-MTP ARTEP 7-5-MTP ARTEP 7-7J-MTP ARTEP 7-8-MTP ARTEP 7-92-MTP
07-3-2054	Report Tactical Information (Infantry/Mortar/Reconnaissance Platoon/Squad)	ARTEP 7-4-MTP ARTEP 7-5-MTP ARTEP 7-7J-MTP ARTEP 7-8-MTP ARTEP 7-90-MTP ARTEP 7-92-MTP
07-3-5009	Conduct Consolidation and Reorganization (Infantry/Reconnaissance Platoon/Squad)	ARTEP 7-4-MTP ARTEP 7-5-MTP ARTEP 7-7J-MTP ARTEP 7-8-MTP ARTEP 7-92-MTP
07-3-5027	Conduct Risk Management (Infantry/Mortar/Reconnaissance Platoon/Squad)	ARTEP 7-4-MTP ARTEP 7-5-MTP ARTEP 7-7J-MTP ARTEP 7-8-MTP ARTEP 7-90-MTP ARTEP 7-92-MTP
07-3-5036	Conduct Troop-leading Procedures (Infantry/Mortar/Reconnaissance Platoon/Squad)	ARTEP 7-4-MTP ARTEP 7-5-MTP ARTEP 7-7J-MTP ARTEP 7-8-MTP ARTEP 7-90-MTP ARTEP 7-92-MTP
07-3-5081	Prepare for Combat (Infantry/Mortar/Reconnaissance Platoon/Squad)	ARTEP 7-4-MTP ARTEP 7-5-MTP ARTEP 7-7J-MTP ARTEP 7-8-MTP ARTEP 7-90-MTP ARTEP 7-92-MTP
07-3-6027	Maintain Operations Security (Infantry/Mortar/Reconnaissance Platoon/Squad)	ARTEP 7-4-MTP ARTEP 7-5-MTP ARTEP 7-7J-MTP ARTEP 7-8-MTP ARTEP 7-90-MTP ARTEP 7-92-MTP

OPFOR TASKS AND STANDARDS

TASK: Conduct Counterreconnaissance (07-OPFOR-0011)

CONDITION: The OPFOR is conducting operations independently or as part of a larger force. The OPFOR is ordered to deny information to the enemy reconnaissance elements by active and passive means. All necessary personnel and equipment are available.

STANDARD: The OPFOR conducts the counterreconnaissance IAW the OPORD and or commander's guidance. The OPFOR conceals friendly information through operational security measures and engages and destroys the enemy reconnaissance elements.

Note: During training exercises, the enemy commander or leader should select the size of the OPFOR element based on threat doctrine.

TASK: Execute Actions on Contact (07-OPFOR-0015)

CONDITION: The OPFOR is conducting offensive operations independently or as part of a larger force. The OPFOR makes contact with the enemy by receipt of direct fires, indirect fires, or direct observation. All assigned OPFOR equipment and personnel are available. The OPFOR has indirect fire, close air, and engineer support available.

STANDARD: The OPFOR executes actions on contact IAW the OPORD and or commander's guidance. The OPFOR conducts fire and maneuver to rapidly rout the enemy, seize the initiative, and create advantageous conditions for subsequent operations.

Note: During training exercises, the enemy commander or leader should select the size of the OPFOR element based on threat doctrine.

TASK: Conduct an Ambush (07-OPFOR-0025)

CONDITION: The OPFOR is conducting operations independently or as part of a larger force. The OPFOR is directed to conduct an ambush along a suspected enemy route or avenue of approach. All assigned OPFOR equipment and personnel are available. The OPFOR has indirect fire support available.

STANDARD: The OPFOR conducts the ambush IAW the OPORD and or commander's guidance. The OPFOR conducts aggressive maneuver from concealed positions and delivers accurate coordinated fires to kill or capture enemy personnel and destroy, disable, or capture the enemy's equipment and supplies. The OPFOR withdraws from the ambush site, reorganizes and consolidates, and continues with follow-on mission.

Note: During training exercises, the enemy commander or leader should select the size of the OPFOR element based on threat doctrine.

TASK: Conduct Air Attack (07-OPFOR-0029)

CONDITION: The OPFOR is conducting offensive operations independently or as part of a larger force. The enemy positions, formations, or soldiers have been identified and are susceptible to air attack. All necessary personnel and equipment are available. The OPFOR fixed-wing combat aircraft and attack helicopters are available to provide aerial fire support to ground maneuver forces.

STANDARD: The OPFOR executes the air attack using fixed- and rotor-winged aircraft IAW the OPORD and or commander's guidance. The enemy positions, formations, and or soldiers are destroyed, delayed, or forced to retreat

Note: During training exercises, the enemy commander or leader should select the size of the OPFOR element based on threat doctrine.

ARTEP 7-12-MTP

ELEMENT: RIFLE CO INF BN (BCT)

TASK: Establish Observation Posts (Infantry Company) (07-2-2027)

(FM 7-12 (3-21.11))	(FM 100-14)	(FM 100-5)
(FM 101-5-1)	(FM 101-5-2)	(FM 21-60)
(FM 24-1)	(FM 24-35)	(FM 24-35-1)
(FM 7-10)	(FM 90-10(HTF))	(FM 90-10-1)

ITERATION: 1 2 3 4 5 (Circle)

COMMANDER/LEADER ASSESSMENT: T P U (Circle)

CONDITIONS: The company is conducting operations as part of a higher headquarters in a stability and or support environment and has a requirement to establish observation posts (OPs). The period of time that OPs will be operated and the purpose is provided in the order. All necessary personnel and equipment are available. The company has communications with higher, adjacent, and subordinate elements. The company has been provided guidance on the rules of engagement (ROE) and rules of interaction (ROI). Coalition forces and noncombatants may be present in the operational environment. Some iterations of this task should be conducted during limited visibility conditions. This task should not be trained in MOPP4.

TASK STANDARDS: The company establishes OPs in accordance with (IAW) tactical standing operating procedures (TSOP), the order, and or higher commander's guidance. OPs detect and report all activity specified in the order within the assigned sector. OPs maintained all-round security and meet minimum marking requirements for visibility by all forces. OPs are support by fighting positions, barriers, and patrols. The company complies with the ROE and ROI.

TASK STEPS AND PERFORMANCE MEASURES	GO	NO-GO
<p>Note: If an observation post (OP) is established in a stability environment, the same planning is required. However, they are normally overt and deliberately constructed.</p> <ul style="list-style-type: none"> * 1. Company leaders gain and or maintain situational understanding using information that is gathered from force XXI battle command brigade and below (FBCB2) (if applicable), frequency modulated (FM) communications, maps, intelligence summaries, situation reports (SITREPs), and or other available information sources. * 2. Company commander receives an OPORD or FRAGO and issues warning order (WARNO) to the company using FBCB2, FM, or other tactical means. * 3. Company commander plans using troop-leading procedures. <ul style="list-style-type: none"> a. Conducts analysis based on factors of mission, enemy, terrain and weather, troops and support available, time available, civil considerations (METT-TC). b. Conducts a digital and or conventional map reconnaissance. <ul style="list-style-type: none"> (1) Identifies OP locations. (2) Identifies tentative security positions. (3) Identifies avenues of approach to OPs. (4) Identifies routes to and from OPs. (5) Marks tentative dismount points on digital and conventional maps as appropriate. c. Determines appropriate manning level for either continuous or periodic operation. d. Determines number of areas requiring observation (day and night). e. Identifies special equipment requirements for OPs based on mission requirements. f. Plans for local security. 		

TASK STEPS AND PERFORMANCE MEASURES	GO	NO-GO
<p>g. Plans for continuous communications between OPs.</p> <p>h. Prioritizes OP work requirements with special emphasis on accomplishing the mission and protecting the force.</p> <p>i. Identifies required report formats.</p> <p>j. Integrates OPs into supporting direct and indirect fire plans and into the overall observation plan.</p> <p>k. Plans and coordinates combat service support (CSS).</p> <p>l. Organizes the company as necessary to accomplish the mission and compensate for combat losses.</p> <p>m. Coordinates details of reserve force employment with the reserve force commander. At a minimum:</p> <ol style="list-style-type: none"> (1) Confirms reserve force radio frequency, call sign, and recognition signals. (2) Identifies reserve force link-up points for each OP. (3) Confirms link-up procedures. (4) Confirms battle handover procedures. (5) Confirms procedures for transfer of information. <p>* 4. Company commander or designated representative ensures OP personnel have the proper equipment, supplies, and information.</p> <p>* 5. Company commander disseminates digital reports (if applicable), overlays, and other pertinent information to each platoon to keep them abreast of the situation.</p> <p>* 6. Company commander issues orders and instructions to include ROE and ROI.</p> <ol style="list-style-type: none"> a. Issues clear and concise taskings to platoons. <p>7. Company conducts a rehearsal.</p> <ol style="list-style-type: none"> a. Rehearses movement to OP sites. b. Rehearses occupation of the OP sites. c. Rehearses relief and shift changes. d. Rehearses evacuation of OPs under attack. e. Rehearses casualty evacuation. f. Rehearses actions on contact. g. Rehearses reserve force link-up. <p>* 8. Company commander issues FRAGOs, as necessary, to address changes to the plan identified during the rehearsal.</p> <p>9. Company elements establish and operate OPs.</p> <p>*10. Company commander and or designated representative supervise operations of OPs.</p> <ol style="list-style-type: none"> a. Coordinates and or synchronizes actions of subordinate elements. b. Uses FRAGOs as necessary to redirect actions of subordinate elements. c. Ensure local security is maintained. d. Monitors shift changes. <p>11. Company conducts OP operations.</p> <ol style="list-style-type: none"> a. Maintains continuous communications with higher headquarters, reserve force, and other OPs. b. Employs minimum necessary force within ROE and ROI. c. Requests reserve force, if required. d. Employs the reserve force as part of the company or, responds to orders of reserve force commander, depending on decision of the higher headquarters commander. e. Maintains observation of assigned sector. 		

ARTEP 7-12-MTP

TASK STEPS AND PERFORMANCE MEASURES	GO	NO-GO
f. Identifies activity in sector.		
g. Reports activity IAW order, TSOP, and or guidance.		

TASK PERFORMANCE/EVALUATION SUMMARY BLOCK							
ITERATION	1	2	3	4	5		TOTAL
TOTAL TASK STEPS EVALUATED							
TOTAL TASK STEPS "GO"							
TRAINING STATUS "GO"/"NO-GO"							

"*" indicates a leader task step.

SUPPORTING INDIVIDUAL TASKS: NONE

SUPPORTING COLLECTIVE TASKS

Task Number	Task Title	References
07-2-1306-A	Conduct Operations during Limited Visibility (Antiarmor/Infantry Company)	ARTEP 7-10-MTP
07-2-1342	Conduct Tactical Movement (Infantry Company)	ARTEP 7-91-MTP ARTEP 7-10-MTP
07-2-1396	Employ Obstacles (Infantry Company)	ARTEP 7-12-MTP ARTEP 7-10-MTP ARTEP 7-12-MTP
07-2-2018	Conduct an Area or Zone Reconnaissance (Infantry Company)	ARTEP 7-10-MTP
07-2-2072	Report Tactical Information (Infantry Company)	ARTEP 7-12-MTP ARTEP 7-10-MTP
07-2-3027	Integrate Direct Fires (Infantry Company)	ARTEP 7-12-MTP ARTEP 7-10-MTP ARTEP 7-12-MTP
07-2-3036	Integrate Indirect Fire Support (Infantry Company)	ARTEP 7-10-MTP
07-2-4000	Conduct Resupply Operations (Antiarmor/Infantry Company)	ARTEP 7-12-MTP ARTEP 7-10-MTP
07-2-5009	Conduct a Rehearsal (Infantry Company)	ARTEP 7-12-MTP ARTEP 7-91-MTP ARTEP 7-10-MTP
07-2-5063	Conduct Risk Management (Infantry Company)	ARTEP 7-12-MTP ARTEP 7-10-MTP
07-2-5081	Conduct Troop-leading Procedures (Infantry Company)	ARTEP 7-12-MTP ARTEP 7-10-MTP
07-2-5090	Establish Communications (Infantry Company)	ARTEP 7-12-MTP ARTEP 7-10-MTP
07-2-5153	Prepare for Combat (Infantry Company)	ARTEP 7-12-MTP ARTEP 7-10-MTP

SUPPORTING COLLECTIVE TASKS

Task Number	Task Title	References
07-2-6045	Employ Camouflage, Concealment, and Deception Techniques (Infantry Company)	ARTEP 7-12-MTP ARTEP 7-10-MTP
07-2-6063	Maintain Operations Security (Infantry Company)	ARTEP 7-12-MTP ARTEP 7-10-MTP
07-3-1234	Conduct Operations during Limited Visibility (Antiarmor/Infantry/Mortar/Reconnaissance Platoon/Squad)	ARTEP 7-12-MTP ARTEP 7-91-MTP
07-3-1270	Conduct Tactical Movement (Mounted or Dismounted) (Antiarmor/Infantry/Mortar/ Reconnaissance Platoon/Squad)	ARTEP 7-4-MTP ARTEP 7-5-MTP ARTEP 7-7J-MTP ARTEP 7-8-MTP ARTEP 7-90-MTP ARTEP 7-91-MTP ARTEP 7-92-MTP
07-3-1315	Employ Protective Obstacles (Antiarmor/ Infantry/Mortar/Reconnaissance Platoon/Squad)	ARTEP 7-4-MTP ARTEP 7-5-MTP ARTEP 7-7J-MTP ARTEP 7-8-MTP ARTEP 7-90-MTP ARTEP 7-91-MTP ARTEP 7-92-MTP
07-3-2018	Establish an Observation Post (Antiarmor/ Infantry/Reconnaissance Platoon/Squad)	ARTEP 7-4-MTP ARTEP 7-5-MTP ARTEP 7-7J-MTP ARTEP 7-8-MTP ARTEP 7-91-MTP ARTEP 7-92-MTP
07-3-2054	Report Tactical Information (Infantry/Mortar/ Reconnaissance Platoon/Squad)	ARTEP 7-4-MTP ARTEP 7-5-MTP ARTEP 7-7J-MTP ARTEP 7-8-MTP ARTEP 7-90-MTP ARTEP 7-92-MTP
07-3-3009	Employ Fire Support (Infantry/ Reconnaissance Platoon/Squad)	ARTEP 7-4-MTP ARTEP 7-5-MTP ARTEP 7-7J-MTP ARTEP 7-8-MTP ARTEP 7-92-MTP
07-3-4018	Perform Resupply Operations (Antiarmor/ Infantry/Mortar/Reconnaissance Platoon/Squad)	ARTEP 7-4-MTP ARTEP 7-5-MTP ARTEP 7-7J-MTP

SUPPORTING COLLECTIVE TASKS

Task Number	Task Title	References
07-3-5027	Conduct Risk Management (Infantry/Mortar/ Reconnaissance Platoon/Squad)	ARTEP 7-8-MTP ARTEP 7-90-MTP ARTEP 7-91-MTP ARTEP 7-92-MTP ARTEP 7-4-MTP
07-3-5036	Conduct Troop-leading Procedures (Infantry/Mortar/Reconnaissance Platoon/Squad)	ARTEP 7-5-MTP ARTEP 7-7J-MTP ARTEP 7-8-MTP ARTEP 7-90-MTP ARTEP 7-92-MTP ARTEP 7-4-MTP
07-3-5054	Establish Radio Communications (Infantry/ Mortar/Reconnaissance Platoon/Squad)	ARTEP 7-5-MTP ARTEP 7-7J-MTP ARTEP 7-8-MTP ARTEP 7-90-MTP ARTEP 7-92-MTP ARTEP 7-4-MTP
07-3-5081	Prepare for Combat (Infantry/Mortar/ Reconnaissance Platoon/Squad)	ARTEP 7-5-MTP ARTEP 7-7J-MTP ARTEP 7-8-MTP ARTEP 7-90-MTP ARTEP 7-92-MTP ARTEP 7-4-MTP
07-3-6027	Maintain Operations Security (Infantry/ Mortar/Reconnaissance Platoon/Squad)	ARTEP 7-5-MTP ARTEP 7-7J-MTP ARTEP 7-8-MTP ARTEP 7-90-MTP ARTEP 7-92-MTP ARTEP 7-4-MTP

OPFOR TASKS AND STANDARDS

TASK: Conduct Civil Disturbance (20-OPFOR-2002)

CONDITION: The US forces are conducting stability and or support operations in the local area. A civilian crowd demonstrates against US forces conducting an assigned mission. The crowd may consist of men of military age, or mixed groups of men, women and children. Agitators may use women and children to screen their actions to inhibit counter actions by US forces. The crowd refuses to respond to directions to disperse. The crowd is prepared to perform a wide variety of disruptive/hostile actions ranging from nonviolent civil protests to armed resistance. The crowd resists efforts by US forces to capture key leaders and organizers, to confiscate weapons, and to isolate the area. The US forces are operating under restrictive ROE. Civilians, government organizations, and the international press may be present in the area.

STANDARDS:

Note: Depending on the commander's training objectives, some of the OPFOR standards may not apply. Also, OPFOR "fighting" tasks have not been included in this T&EO. If the OPFOR enters into direct combat with the unit, OPFOR tasks for conventional operations would apply.

1. Civilian crowd disrupts the unit's mission and prevents the unit from accomplishing its mission or civilian crowd enters an off limits area and refuses to leave.
2. Civilian crowd disrupts the units' interpreter's attempts to communicate with the crowd.
3. Additional civilian groups reinforce the demonstrators.

Note: Depending on unit commander's training objectives, increases in violence may be gradual allowing the training unit to incrementally increase force or, the increase may be abrupt.

4. Civilian crowd commits violent acts causing US forces to respond with incremental use of force.
5. Civilian crowd forces US forces to reinforce the unit or abort the mission.
6. Civilian crowd provokes use of unnecessary force by US forces.
7. Civilian friendly media photographs and videotapes US forces during the civil disturbance.

Note: The level of disruptive/hostile actions should not exceed that prescribed by the unit commander

TASK: Engage United States Forces and Local Civilians with Sniper Fire (20-OPFOR-3009)

CONDITION: The US forces are conducting stability and support operations in the local area. In the past, factional elements operating in the unit area of operation have used snipers to disrupt unit operations and civilian traffic. A factional sniper team is positioned or moves into position to engage a US unit to disrupt traffic, unit operations, and increase hostility of US soldiers against the civilian populace. The US forces are operating under restrictive ROE. Civilians, government organizations, and the international press may be present in the area.

STANDARDS:

Note: Depending on the commander's training objectives, some of the OPFOR standards may not apply. Also, OPFOR "fighting" tasks have not been included in this T&EO. If the OPFOR enters into direct combat with the unit, OPFOR tasks for conventional operations would apply.

1. Sniper team sets up in a well-camouflaged and concealed position.
2. Sniper team is not seen until it engages the US force.
3. Sniper team surprises the unit leaders, vehicle drivers, and or civilian targets with accurate fire.
4. Sniper team evacuates the area without being captured after accomplishing its mission.
5. Sniper team provides factional commander information gathered during the engagement.
6. Sniper team engages US forces from areas populated by civilians.

ARTEP 7-12-MTP

TASK: Delete (20-OPFOR-3010)

CONDITION: US forces are conducting stability and or support operations in the local area. Factional elements operating in the unit AO have been conducting clandestine operations against US forces in the AO. US forces are operating under restrictive ROE. Civilians, government organizations, and the international press may be present in the area.

STANDARDS:

Note: Depending on the commander's training objectives, some of the OPFOR standards may not apply. Also, OPFOR "fighting" tasks have not been included in this T&EO. If the OPFOR enters into direct combat with the unit, OPFOR tasks for conventional operations would apply.

1. Faction members hide operations sites from US forces.
2. Faction members restrict radio transmissions to reduce vulnerability of their discovery.
3. Faction forces use couriers to send messages between sites. Couriers evade apprehension.
4. Faction forces detect US force efforts (for example, OPs) to observe or monitor faction activities.
5. Faction members monitor the US operations in order to provide early warning to faction sites and operations in the AO.
6. Faction forces conduct electronic monitoring to gather information from US force's communications about factional activities.
7. Faction forces hide weapons and equipment from US forces operating in the AO.

TASK: Reconnoiter United States Force Activities (20-OPFOR-3011)

CONDITION: The US forces are conducting stability and support operations in the local area. Factional elements have been conducting operations counter to US forces in the unit area of operation. Factional elements are attempting to gain information about US unit operations to enhance the faction's ability to counter US operations and to disrupt support to the local population. US forces may have hired local civilians to work on US installations or, local civilians may be making deliveries to US installations. The US forces are operating under restrictive ROE. Civilians, government organizations, and the international press may be present in the area.

STANDARDS:

Note: Depending on the commander's training objectives, some of the OPFOR standards may not apply. Also, OPFOR "fighting" tasks have not been included in this T&EO. If the OPFOR enters into direct combat with the unit, OPFOR tasks for conventional operations would apply.

1. Faction members observe US operations to gather information on unit operations.
2. Faction members search anything left behind by US forces to gain information about US operations in the AO (for example, trash, equipment, unsecured vehicles).
3. Faction member conduct electronic monitoring of unit communication networks to gather information about US forces operations.
4. Civilians with access to US installations acquire information about US operations and provide it to factional forces.
5. Faction members take advantage of opportunities to steal weapons, radios, and other US equipment that is left unattended without detection.

ELEMENT: RIFLE CO INF BN (BCT)

TASK: Operate in an Electronic Warfare Environment (Infantry Company) (07-2-2045)
 (FM 7-10) (FM 100-14) (FM 101-5-1)
 (FM 101-5-2) (FM 21-60) (FM 24-35)
 (FM 24-35-1) (FM 7-12 (3-21.11)) (FM 7-85)
 (FM 90-2)

ITERATION: 1 2 3 4 5 M (Circle)

COMMANDER/LEADER ASSESSMENT: T P U (Circle)

CONDITIONS: The company is conducting operations as part of a higher headquarters and is experiencing radio frequency interference. Jamming of communications necessitates implementation of electronic warfare. All necessary personnel and equipment are available. The company has communications with higher, adjacent, and subordinate elements. The company has been provided guidance on the rules of engagement (ROE) and rules of interaction (ROI). Coalition forces and noncombatants may be present in the operational environment. Some iterations of this task should be conducted during limited visibility conditions. Some iterations of this task should be performed in MOPP4.

TASK STANDARDS: The company operates in an electronic warfare environment in accordance with (IAW) tactical standing operating procedures (TSOP), the order, and or higher commander's guidance. The company recognizes the type of interference. The company acts to defeat the effects of jamming interference. The company complies with the ROE and ROI.

TASK STEPS AND PERFORMANCE MEASURES	GO	NO-GO
<p>* 1. Company leaders gain and or maintain situational understanding using information that is gathered from force XXI battle command brigade and below (FBCB2), frequency modulated (FM) communications, maps, intelligence summaries, situation reports (SITREPs), and other available information sources.</p> <p>2. Company elements troubleshoot and isolate to determine the nature of the interference.</p> <p style="padding-left: 20px;">a. Detect internal equipment problems by disconnecting antenna.</p> <p style="padding-left: 20px;">b. Investigate the possibility that interference is caused by nearby equipment, friendly communications, or atmospheric conditions.</p> <p style="padding-left: 20px;">c. Identify type of jamming signal based on type of emission and audio characteristics.</p> <p>3. Company elements recognize electronic attack and implement electronic protection.</p> <p>4. Company elements use countermeasures to enable communications to resume.</p> <p style="padding-left: 20px;">a. Continue to operate and does not disclose, in the clear, the effectiveness of the jamming.</p> <p style="padding-left: 20px;">b. Reduce transmission speed.</p> <p style="padding-left: 20px;">c. Increase transmitter power.</p> <p style="padding-left: 20px;">d. Relocate antenna.</p> <p style="padding-left: 20px;">e. Change to alternate frequency when directed.</p> <p style="padding-left: 20px;">f. Use alternate means of communications:</p> <p style="padding-left: 40px;">(1) Landlines.</p> <p style="padding-left: 40px;">(2) Courier.</p> <p>* 5. Company commander or designated representative prepares and submits a meaoning, intrusion, jamming, and interference report using the correct format.</p> <p style="padding-left: 20px;">a. Contains, at a minimum:</p>		

ARTEP 7-12-MTP

TASK STEPS AND PERFORMANCE MEASURES	GO	NO-GO
(1) Date and time. (2) Unit. (3) Interference. (4) Location. (5) On time. (6) Off time. (7) Effects. (8) Frequency. (9) Narrative.		

TASK PERFORMANCE/EVALUATION SUMMARY BLOCK							
ITERATION	1	2	3	4	5	M	TOTAL
TOTAL TASK STEPS EVALUATED							
TOTAL TASK STEPS "GO"							
TRAINING STATUS "GO"/"NO-GO"							

"*" indicates a leader task step.

SUPPORTING INDIVIDUAL TASKS: NONE

SUPPORTING COLLECTIVE TASKS

Task Number	Task Title	References
07-2-2072	Report Tactical Information (Infantry Company)	ARTEP 7-10-MTP
07-2-5081	Conduct Troop-leading Procedures (Infantry Company)	ARTEP 7-12-MTP ARTEP 7-10-MTP
07-2-5090	Establish Communications (Infantry Company)	ARTEP 7-12-MTP ARTEP 7-10-MTP
07-2-6063	Maintain Operations Security (Infantry Company)	ARTEP 7-12-MTP ARTEP 7-10-MTP
07-3-2054	Report Tactical Information (Infantry/Mortar/Reconnaissance Platoon/Squad)	ARTEP 7-12-MTP ARTEP 7-4-MTP ARTEP 7-5-MTP ARTEP 7-7J-MTP ARTEP 7-8-MTP ARTEP 7-90-MTP ARTEP 7-92-MTP
07-3-5036	Conduct Troop-leading Procedures (Infantry/Mortar/Reconnaissance Platoon/Squad)	ARTEP 7-4-MTP ARTEP 7-5-MTP ARTEP 7-7J-MTP ARTEP 7-8-MTP ARTEP 7-90-MTP ARTEP 7-92-MTP

SUPPORTING COLLECTIVE TASKS

Task Number	Task Title	References
07-3-5054	Establish Radio Communications (Infantry/ Mortar/Reconnaissance Platoon/Squad)	ARTEP 7-4-MTP ARTEP 7-5-MTP ARTEP 7-7J-MTP ARTEP 7-8-MTP ARTEP 7-90-MTP ARTEP 7-92-MTP
07-3-6027	Maintain Operations Security (Infantry/ Mortar/Reconnaissance Platoon/Squad)	ARTEP 7-4-MTP ARTEP 7-5-MTP ARTEP 7-7J-MTP ARTEP 7-8-MTP ARTEP 7-90-MTP ARTEP 7-92-MTP

OPFOR TASKS AND STANDARDS

TASK: Conduct Electronic Combat (07-OPFOR-0021)

CONDITION: The OPFOR is conducting operations independently or as part of a larger force. All necessary personnel and equipment are available. The enemy is conducting command and control of operations using digital equipment, radio, messenger, or other tactical communications.

STANDARD: The OPFOR conducts electronic combat IAW the operation order and or commander's guidance. The OPFOR employs signal reconnaissance, electronic jamming, electronic protection measures, destruction, and electronic counterreconnaissance to disrupt the enemy command and control.

Note: During training exercises, the enemy commander or leader should select the size of the OPFOR element based on threat doctrine.

TASK STEPS AND PERFORMANCE MEASURES	GO	NO-GO
<ul style="list-style-type: none"> (5) Identifies key terrain. (6) Identifies likely enemy avenues of approach. (7) Identifies potential safe havens for enemy forces, such as hospitals and clinics. (8) Identifies hazardous and or danger areas, such as intersections. (9) Identifies major and key terrain features, such as bridges. (10) Identifies routes to and from rally points as appropriate. (11) Marks tentative dismount points on digital and conventional maps as appropriate. (12) Designates boundaries and a line of departure (LD). (13) Places contact points at the intersections of phase lines and boundaries and any other places he wants physical contact and coordination between his reconnaissance sections. c. Selects appropriate company organization, if not specified in the OPORD or FRAGO. d. Develops a sketch of the urban area showing the objective area and areas of concern. e. Plans for redundant communications that will allow the company freedom of movement. f. Coordinates with elements patrolling in adjacent areas. g. Coordinates indirect fires to support the company's scheme of maneuver. h. Selects a mounted or dismounted reconnaissance based on factors of METT-TC. i. Addresses actions on chance contact with the enemy. j. Coordinates and synchronizes activities within each battlefield operating system (BOS). k. Considers the enemy's capabilities, likely courses of action (COA), and specific weapons capabilities. l. Plans and coordinates a passage of lines, if required. * 5. Company commander disseminates digital reports (if applicable), overlays, sketch of urban area, and other pertinent information to each squad to keep them abreast of the situation. * 6. Company commander issues orders and instructions including ROE and ROI. <ul style="list-style-type: none"> a. Issues clear and concise taskings to platoons and or elements. 7. Company rehearses. * 8. Company commander issues a FRAGOs, as necessary, to address changes to the plan identified during the rehearsal. 9. Company conducts passage of lines if required 10. Reconnaissance elements move to start point and crosses line of departure at the designated time and conducts tactical movement to a designated rally point vicinity the built-up area. <ul style="list-style-type: none"> a. Enter way points into position navigation equipment to aid navigation. b. Maintain security during movement. c. Halt mounted movement and dismounts far enough away from the built-up so as not to alert an enemy force of its presence, if applicable. <ul style="list-style-type: none"> (1) Clears the area forward to establish visual contact with the built-up area from a distance as far away as practical. <ul style="list-style-type: none"> (a) Once secured, mounted elements are brought forward and occupy concealed positions to observe and cover dismounted operations. 		

TASK STEPS AND PERFORMANCE MEASURES	GO	NO-GO
<p>11. Reconnaissance elements visually reconnoiter built-up area from maximum practical range for evidence of enemy forces (movement, antennas, fortification, rubble, and so forth).</p> <p>a. View the objective from several different positions, if possible, to provide maximum coverage.</p> <p>*12. Company commander coordinates and or synchronizes actions of reconnaissance elements.</p> <p>*13. Company commander uses FRAGOs as necessary to redirect actions of subordinate elements.</p> <p>14. Element conducts reconnaissance MOUNTED.</p> <p>a. Secures external equipment and weapons high enough on the vehicle to prevent locals from trying to snatch it/them.</p> <p>b. Uses different entry and exit routes.</p> <p>c. Uses moderate speeds (15 to 20 miles per hour).</p> <p>d. Lead vehicle stops only to investigate those areas that pose a potential threat to the company.</p> <p>e. Dismounts soldiers to provide security when the vehicles are required to stop.</p> <p>f. Ensures mutual support and depth by maintaining constant observation among vehicles.</p> <p>g. Maintains all-round security.</p> <p>h. Maintains communications between mounted and dismounted elements.</p> <p>i. Adjusts patrol routes and speed to promote deception and avoid repetitive patterns.</p> <p>j. Moves through the built-up area undetected by enemy forces.</p> <p>k. Collects intelligence information IAW the OPORD and or commander's guidance.</p> <p>15. Element conducts reconnaissance DISMOUNTED.</p> <p>a. Positions Bradley fighting vehicles (BFVs)/Infantry carrier vehicles (ICVs) to provide security for dismounted elements.</p> <p>b. Moves in traveling overwatch to provide security and observes for signs of activity (rubble, spent shell casings, building damage, and so forth) while collecting required intelligence and information.</p> <p>c. Clears into the built-up area under cover of company vehicles, if applicable, using avenues that provide the best cover and concealment. Stealth is required to avoid detection and compromise of the mission.</p> <p>d. Moves through the built-up area undetected by enemy forces.</p> <p>e. Maintains communications between mounted and dismounted elements.</p> <p>f. Collects intelligence information IAW the OPORD and or commander's guidance.</p> <p>16. Company commander assigns subterranean reconnaissance to platoons.</p> <p>a. Team leader supervises reconnaissance.</p> <p>(1) Determines and or briefs recognition signals to prevent fratricide.</p> <p>(2) Organizes patrol to accomplish the mission and provide security.</p> <p>(a) Point man enters the subterranean area 10 minutes before the rest of the team follows to determine whether the air is safe to breathe and if movement is restricted.</p> <p>(3) Point man moves about 10 meters in front of team leader.</p> <p>(a) Other team members maintain 5-meter intervals.</p> <p>(4) Navigates and records data through the passage.</p>		

TASK STEPS AND PERFORMANCE MEASURES	GO	NO-GO
(5) Posts two soldiers at the point of entry as security. (6) Assigns personnel to carry special equipment and tools, such as a tool to open manhole covers. (a) Notes the azimuth and pace count of each turn he takes in the tunnel. (7) Maintains communications between mounted and dismounted elements, if possible. (8) Collects intelligence information IAW the OPORD and or commander's guidance. 17. Company commander submits SITREPs to higher headquarters as necessary. 18. Designated personnel complete the following: a. Secure enemy prisoners of war (EPW) as required. b. Evacuate casualties. 19. Company withdraws to a designated rally point and or area. a. Consolidates and reorganizes as necessary. b. Consolidates gathered information. c. Provides gathered information to designated recorder. d. Disseminates gathered information to all company members as necessary. e. Reports information of immediate effect to higher headquarters. 20. Company moves to the designated debriefing area. a. Generates digital/conventional reconnaissance reports and or overlays. b. Processes captured documents and or equipment as required.		

TASK PERFORMANCE/EVALUATION SUMMARY BLOCK							
ITERATION	1	2	3	4	5	M	TOTAL
TOTAL TASK STEPS EVALUATED							
TOTAL TASK STEPS "GO"							
TRAINING STATUS "GO"/"NO-GO"							

"*" indicates a leader task step.

SUPPORTING INDIVIDUAL TASKS: NONE

SUPPORTING COLLECTIVE TASKS

Task Number	Task Title	References
07-2-1351	Conduct Tactical Movement in a Built-up Area (Infantry Company)	ARTEP 7-10-MTP
07-2-2072	Report Tactical Information (Infantry Company)	ARTEP 7-12-MTP ARTEP 7-10-MTP
07-2-3036	Integrate Indirect Fire Support (Infantry Company)	ARTEP 7-12-MTP ARTEP 7-10-MTP
07-2-4045	Process Captured Documents and Equipment (Infantry Company)	ARTEP 7-12-MTP ARTEP 7-10-MTP ARTEP 7-12-MTP

SUPPORTING COLLECTIVE TASKS

Task Number	Task Title	References
07-2-4054	Secure Civilians During Operations (Antiarmor/Infantry Company)	ARTEP 7-10-MTP ARTEP 7-12-MTP ARTEP 7-91-MTP
07-2-5009	Conduct a Rehearsal (Infantry Company)	ARTEP 7-10-MTP ARTEP 7-12-MTP
07-2-5063	Conduct Risk Management (Infantry Company)	ARTEP 7-10-MTP ARTEP 7-12-MTP
07-2-5081	Conduct Troop-leading Procedures (Infantry Company)	ARTEP 7-10-MTP ARTEP 7-12-MTP
07-2-6063	Maintain Operations Security (Infantry Company)	ARTEP 7-10-MTP ARTEP 7-12-MTP
07-3-1189	Conduct Actions at Danger Areas (Infantry/Reconnaissance Platoon)	ARTEP 7-4-MTP ARTEP 7-12-MTP
07-3-1279	Conduct Tactical Movement in a Built-up Area (Antiarmor/Infantry/Reconnaissance Platoon/Squad)	ARTEP 7-5-MTP ARTEP 7-7J-MTP ARTEP 7-8-MTP ARTEP 7-92-MTP ARTEP 7-4-MTP
07-3-1414	Search a Building (Infantry Platoon/Squad)	ARTEP 7-5-MTP ARTEP 7-7J-MTP ARTEP 7-8-MTP ARTEP 7-91-MTP ARTEP 7-92-MTP
07-3-2036	Reconnoiter a Built-up Area (Infantry/ Reconnaissance Platoon/Squad)	ARTEP 7-5-MTP ARTEP 7-7J-MTP ARTEP 7-8-MTP ARTEP 7-92-MTP ARTEP 7-4-MTP
07-3-2054	Report Tactical Information (Infantry/ Mortar/Reconnaissance Platoon/Squad)	ARTEP 7-5-MTP ARTEP 7-7J-MTP ARTEP 7-8-MTP ARTEP 7-90-MTP ARTEP 7-92-MTP ARTEP 7-4-MTP
07-3-3009	Employ Fire Support (Infantry/ Reconnaissance Platoon/Squad)	ARTEP 7-5-MTP ARTEP 7-7J-MTP ARTEP 7-8-MTP ARTEP 7-92-MTP

SUPPORTING COLLECTIVE TASKS

Task Number	Task Title	References
07-3-4027	Process Captured Documents and Equipment (Infantry/Mortar/Reconnaissance Platoon/Squad)	ARTEP 7-4-MTP ARTEP 7-5-MTP ARTEP 7-7J-MTP ARTEP 7-8-MTP ARTEP 7-90-MTP ARTEP 7-92-MTP
07-3-4036	Secure Civilians During Operations (Infantry/Reconnaissance Platoon/Squad)	ARTEP 7-4-MTP ARTEP 7-5-MTP ARTEP 7-7J-MTP ARTEP 7-8-MTP ARTEP 7-92-MTP
07-3-5000	Conduct a Rehearsal (Infantry/Mortar/ Reconnaissance Platoon/Squad)	ARTEP 7-4-MTP ARTEP 7-5-MTP ARTEP 7-7J-MTP ARTEP 7-8-MTP ARTEP 7-90-MTP ARTEP 7-92-MTP
07-3-5027	Conduct Risk Management (Infantry/ Mortar/Reconnaissance Platoon/Squad)	ARTEP 7-4-MTP ARTEP 7-5-MTP ARTEP 7-7J-MTP ARTEP 7-8-MTP ARTEP 7-90-MTP ARTEP 7-92-MTP
07-3-5036	Conduct Troop-leading Procedures (Infantry/Mortar/Reconnaissance Platoon/Squad)	ARTEP 7-4-MTP ARTEP 7-5-MTP ARTEP 7-7J-MTP ARTEP 7-8-MTP ARTEP 7-90-MTP ARTEP 7-92-MTP
07-3-6027	Maintain Operations Security (Infantry/ Mortar/Reconnaissance Platoon/Squad)	ARTEP 7-4-MTP ARTEP 7-5-MTP ARTEP 7-7J-MTP ARTEP 7-8-MTP ARTEP 7-90-MTP ARTEP 7-92-MTP

OPFOR TASKS AND STANDARDS

TASK: Conduct Counterreconnaissance (07-OPFOR-0011)

CONDITION: The OPFOR is conducting operations independently or as part of a larger force. The OPFOR is ordered to deny information to the enemy reconnaissance elements by active and passive means. All necessary personnel and equipment are available.

ARTEP 7-12-MTP

STANDARD: The OPFOR conducts the counterreconnaissance IAW the OPORD and or commander's guidance. The OPFOR conceals friendly information through operational security measures and engages and destroys the enemy reconnaissance elements.

Note: During training exercises, the enemy commander or leader should select the size of the OPFOR element based on threat doctrine.

TASK: Conduct Sniper Operations (07-OPFOR-0017)

CONDITION: The OPFOR is conducting operations independently or as part of a larger force and is ordered to conduct sniper operations against the enemy elements. The enemy elements are occupying an assembly area, conducting tactical movement, conducting a tactical road march, or are otherwise susceptible to a sniper attack. All assigned OPFOR equipment and personnel are available.

STANDARD: The OPFOR conducts sniper operations IAW the OPORD and or commander's guidance. The OPFOR snipers set up well-concealed locations and engage the enemy personnel with short bursts of semiautomatic fire. The OPFOR snipers delay or disrupt the enemy activities and or kill the enemy personnel. The OPFOR snipers prevent their position from being discovered. The OPFOR snipers report all specified intelligence requirements to higher HQ.

Note: During training exercises, the enemy commander or leader should select the size of the OPFOR element based on threat doctrine.

TASK: Defend a Building (07-OPFOR-0022)

CONDITION: The OPFOR is conducting operations independently or as part of a larger force. The OPFOR has received an order to defend a building. All necessary personnel and equipment are available. Automatic weapons, antiarmor systems, and indirect fire support is available.

STANDARD: The OPFOR defends the building IAW the operation order and or commander's guidance. The OPFOR prevents the enemy from isolating and entering the building. The OPFOR blocks or canalizes the enemy to destroy them or force them to withdraw. The OPFOR retains control of the designated building or counterattacks to regain and maintain control.

Note: During training exercises, the enemy commander or leader should select the size of the OPFOR element based on threat doctrine.

TASK: Maintain Operations Security (07-OPFOR-0023)

CONDITION: The OPFOR is conducting operations independently or as part of a larger force. The OPFOR prevents the enemy from obtaining information about its operations and or intent. All necessary personnel and equipment are available.

STANDARD: The OPFOR maintains operations security IAW the operation order and or commander's guidance. The OPFOR denies information to the enemy by maintaining physical security, signal security, and information security. The OPFOR identifies and eliminates indicators that can be exploited by hostile intelligence organizations.

Note: During training exercises, the enemy commander or leader should select the size of the OPFOR element based on threat doctrine.

TASK: Conduct an Ambush (07-OPFOR-0025)

CONDITION: The OPFOR is conducting operations independently or as part of a larger force. The OPFOR is directed to conduct an ambush along a suspected enemy route or avenue of approach. All assigned OPFOR equipment and personnel are available. The OPFOR has indirect fire support available.

STANDARD: The OPFOR conducts the ambush IAW the OPORD and or commander's guidance. The OPFOR conducts aggressive maneuver from concealed positions and delivers accurate coordinated fires to kill or capture enemy personnel and destroy, disable, or capture the enemy's equipment and supplies. The OPFOR withdraws from the ambush site, reorganizes and consolidates, and continues with follow-on mission.

Note: During training exercises, the enemy commander or leader should select the size of the OPFOR element based on threat doctrine.

TASK: Conduct Biological/Chemical Operations (07-OPFOR-0027)

CONDITION: The OPFOR is conducting defensive or offensive operations independently or as part of a larger force. A decision has been made to employ biological or chemical weapons. Wind and weather conditions are right for the employment of biological or chemical weapons. All assigned OPFOR equipment and personnel are available.

STANDARD: The OPFOR conducts biological and or chemical operations IAW the OPORD and or commander's guidance. The OPFOR attacks the enemy with nerve, blood, blister, choking, incapacitant, and or irritant agents or pathogenic microbes and or microorganism toxins. The OPFOR delivers agents and or toxins using aircraft, multiple rocket launchers, artillery, mines, rockets, missiles, and or special operations forces. The OPFOR causes disruption of enemy operations, suspension of operations, and or casualties.

Note: During training exercises, the enemy commander or leader should select the size of the OPFOR element based on threat doctrine.

TASK: Conduct Air Attack (07-OPFOR-0029)

CONDITION: The OPFOR is conducting offensive operations independently or as part of a larger force. The enemy positions, formations, or soldiers have been identified and are susceptible to air attack. All necessary personnel and equipment are available. The OPFOR fixed-wing combat aircraft and attack helicopters are available to provide aerial fire support to ground maneuver forces.

STANDARD: The OPFOR executes the air attack using fixed- and rotor-winged aircraft IAW the OPORD and or commander's guidance. The enemy positions, formations, and or soldiers are destroyed, delayed, or forced to retreat.

Note: During training exercises, the enemy commander or leader should select the size of the OPFOR element based on threat doctrine.

ARTEP 7-12-MTP

- ELEMENTS:** RIFLE CO INF BN (BCT)
 COMPANY HEADQUARTERS
 SNIPER TEAM
 3 RIFLE PLATOON HQS
 3 VEHICLE SECTIONS
 9 RIFLE SQUADS
 3 WEAPONS SQUADS
 MORTAR SECTION
 MEDIUM GUN SYSTEM PLATOON
 FIRE SUPPORT TEAM

TASK: Report Tactical Information (Infantry Company) (07-2-2072)
 (FM 101-5-2) (FM 101-5) (FM 101-5-1)
 (FM 24-35) (FM 24-35-1) (FM 3-7)
 (FM 7-10) (FM 7-12 (3-21.11)) (FM 7-85)

ITERATION: 1 2 3 4 5 M (Circle)

COMMANDER/LEADER ASSESSMENT: T P U (Circle)

CONDITIONS: The company is conducting operations as part of a higher headquarters and has received an operation order (OPORD) or fragmentary order (FRAGO) to conduct a mission at the location and time specified. The company is required to report tactical information, such as priority intelligence requirements (PIR) or company status. All necessary personnel and equipment are available. The company has communications with higher, adjacent, and subordinate elements. Coalition forces and noncombatants may be present in the operational environment. Some iterations of this task should be conducted during limited visibility conditions. Some iterations of this task should be performed in MOPP4.

TASK STANDARDS: The company reports tactical information in accordance with (IAW) the tactical standing operating procedures (TSOP), the order, and or higher commander's guidance. The company reports tactical information using secure means and the proper format.

TASK STEPS AND PERFORMANCE MEASURES	GO	NO-GO
* 1. Company leaders gain and or maintain situational understanding using information that is gathered from force XXI battle command brigade and below (FBCB2) (if applicable), frequency modulated (FM) communications, maps, intelligence summaries, situation reports (SITREPs), and or other available information sources. * 2. Company commander or designated representative submits digital reports. a. Uses correct preformatted standard report. 3. Company commander submits reports using FM or other tactical means. a. Consolidates and submits spot reports to higher using the acronym "SALUTE" (size, activity, location, unit or uniform, time, and equipment). (1) Size: The number of personnel and equipment. (2) Activity: What is the enemy doing or the absence of enemy. (3) Location: Grid coordinates and direction and speed of movement (if moving). (4) Unit: As shown by patches, signs, markings, or uniforms. (5) Time: When the activity was observed. (6) Equipment: Describes or identifies all equipment. b. Reports using the most secure means available. c. Submits a SITREP or other command required report IAW the OPORD, the TSOP, guidance from higher.		

TASK STEPS AND PERFORMANCE MEASURES	GO	NO-GO
d. Submits a nuclear, biological, and chemical 1 or 4 report (NBC 1 or NBC 4) IAW FMs 3-7 and 101-5-2. Note: The NBC 1 report should always include lines BRAVO (position of observer), DELTA (date time group of detonation), HOTEL (type of burst), and either CHARLIE (direction of attack from observer to include unit of measure) or FOXTROT (location of area attacked). e. Forwards reports using no more than two transmissions. 4. Company updates reports as the situation changes.		

TASK PERFORMANCE/EVALUATION SUMMARY BLOCK							
ITERATION	1	2	3	4	5	M	TOTAL
TOTAL TASK STEPS EVALUATED							
TOTAL TASK STEPS "GO"							
TRAINING STATUS "GO"/"NO-GO"							

"*" indicates a leader task step.

SUPPORTING INDIVIDUAL TASKS: NONE

SUPPORTING COLLECTIVE TASKS

Task Number	Task Title	References
07-2-5090	Establish Communications (Infantry Company)	ARTEP 7-10-MTP
07-2-6063	Maintain Operations Security (Infantry Company)	ARTEP 7-12-MTP ARTEP 7-10-MTP
07-3-5054	Establish Radio Communications (Infantry/Mortar/Reconnaissance Platoon/Squad)	ARTEP 7-12-MTP ARTEP 7-4-MTP
07-3-6027	Maintain Operations Security (Infantry/Mortar/Reconnaissance Platoon/Squad)	ARTEP 7-5-MTP ARTEP 7-7J-MTP ARTEP 7-8-MTP ARTEP 7-90-MTP ARTEP 7-92-MTP ARTEP 7-4-MTP

OPFOR TASKS AND STANDARDS

TASK: Conduct Electronic Combat (07-OPFOR-0021)

CONDITION: The OPFOR is conducting operations independently or as part of a larger force. All necessary personnel and equipment are available. The enemy is conducting command and control of operations using digital equipment, radio, messenger, or other tactical communications.

STANDARD: The OPFOR conducts electronic combat IAW the operation order and or commander's guidance. The OPFOR employs signal reconnaissance, electronic jamming, electronic protection measures, destruction, and electronic counterreconnaissance to disrupt the enemy command and control.

Note: During training exercises, the enemy commander or leader should select the size of the OPFOR element based on threat doctrine.

TASK: Maintain Operations Security (07-OPFOR-0023)

CONDITION: The OPFOR is conducting operations independently or as part of a larger force. The OPFOR prevents the enemy from obtaining information about its operations and or intent. All necessary personnel and equipment are available.

STANDARD: The OPFOR maintains operations security IAW the operation order and or commander's guidance. The OPFOR denies information to the enemy by maintaining physical security, signal security, and information security. The OPFOR identifies and eliminates indicators that can be exploited by hostile intelligence organizations.

Note: During training exercises, the enemy commander or leader should select the size of the OPFOR element based on threat doctrine.

TASK: Employ Deception Measures (07-OPFOR-0030)

CONDITION: The OPFOR is conducting operations independently or as part of a larger force. The OPFOR is ordered to employ deception measures to confuse the enemy and to prevent the enemy from determining the OPFOR intentions or activities. All assigned OPFOR equipment and personnel are available. The OPFOR has indirect fire, close air, and engineer support available.

STANDARD: The OPFOR employs deception measures IAW the OPORD and or commander's guidance. The OPFOR constructs dummy positions; simulates troop movements by such means as use of civilian vehicles to portray movement to radar or marching refugees to portray movement of troops in the rear; conducts feints or demonstrations; employs manipulative, simulative, and imitative deception electronic measures; and or avoids patterns or obvious movements that reveal the time or intent of an operation.

Note: During training exercises, the enemy commander or leader should select the size of the OPFOR element based on threat doctrine.

ELEMENT: RIFLE CO INF BN (BCT)

TASK: Conduct an Attack (Infantry Company) (07-2-1000)

(FM 7-12 (3-21.11))	(FM 100-55)	(FM 101-5)
(FM 101-5-1)	(FM 101-5-2)	(FM 19-40)
(FM 20-3)	(FM 21-60)	(FM 24-35)
(FM 24-35-1)		

ITERATION: 1 2 3 4 5 M (Circle)

COMMANDER/LEADER ASSESSMENT: T P U (Circle)

CONDITIONS: The company is conducting operations as part of a higher headquarters and has received an operation order (OPORD) or fragmentary order (FRAGO) to assault an objective. The company is located in an assembly area. The company will provide its own security. All necessary personnel and equipment are available. The company has communications with higher, adjacent, and subordinate elements. The company has been provided guidance on the rules of engagement (ROE) and rules of interaction (ROI). Coalition forces and noncombatants may be present in the operational environment. Some iterations of this task should be conducted during limited visibility conditions. Some iterations of this task should be performed in MOPP4.

TASK STANDARDS: The company conducts a deliberate attack in accordance with (IAW) the tactical standing operating procedures (TSOP), the order, and or higher commander's guidance. The company moves tactically from the assembly area to the line of departure (LD) and then to assault, support, or breach positions using the appropriate formation and technique. The company provides supporting fires. The company suppresses enemy forces on or near the objective and assaults the objective to destroy, capture, or forces the enemy to withdraw. The company complies with the ROE.

TASK STEPS AND PERFORMANCE MEASURES	GO	NO-GO
<ul style="list-style-type: none"> * 1. Company leaders gain and or maintain situational understanding using information that is gathered from force XXI battle command brigade and below (FBCB2) (if applicable), frequency modulated (FM) communications, maps, intelligence summaries, situation reports (SITREPs), and or other available information sources. * 2. Company commander receives an OPORD or FRAGO and issues warning order (WARNO) to the company. * 3. Company commander plans using troop-leading procedures. <ul style="list-style-type: none"> a. Conducts analysis based on factors of mission, enemy, terrain and weather, troops and support available, time available, and civil considerations (METT-TC). b. Conducts digital and or conventional map reconnaissance. <ul style="list-style-type: none"> (1) Identifies tentative objective rally point (ORP), if used. (2) Identifies tentative security, support by fire, and assault positions. (3) Identifies likely enemy avenues of approach. (4) Identifies routes to and from the ORP (if used) and objective. (5) Marks tentative dismount and or remount points on digital and conventional maps as appropriate. c. Plans, integrates, and coordinates direct fire support, indirect fire support, and or close air support (CAS) to achieve one or more of the following operational goals. <ul style="list-style-type: none"> (1) Plans to suppress enemy antitank or other weapon systems that inhibit movement. (2) Plans to fix or neutralize bypassed enemy elements. 		

TASK STEPS AND PERFORMANCE MEASURES	GO	NO-GO
<ul style="list-style-type: none"> (3) Plans to prepare enemy positions for an assault. (Preparatory fires are normally used during a deliberate attack, with fires placed on key targets before the assault begins. Fires are initiated on call or at a prearranged time. The commander must weigh the benefits of preparatory fires against the potential loss of surprise.) (4) Plans to obscure enemy observation or screen friendly maneuver. (The company can take advantage of smoke in various maneuver situations, such as during a bypass or in deception operations.) (5) Plans to support breaching operations. (Fires can be used to obscure or suppress enemy elements that are overwatching reinforcing obstacles. They can also obscure or suppress enemy forces on an objective area during the conduct of an assault breach.) (6) Plans to illuminate enemy positions. (Illumination fires are always included in contingency plans for night attacks.) (7) Plans the employment of weapons systems (tanks, antiarmor, and so forth) IAW doctrine. d. Plans fire support for each phase of the operation. e. Plans and coordinates combat service support (CSS) to assist maneuver elements in maintaining the momentum of the attack. <ul style="list-style-type: none"> (1) Plans for the increased consumption of Class III and Class V supplies. (2) Plans for casualty evacuation. (3) Plans for increased equipment maintenance requirements. (4) Plans to position CSS assets as far forward as possible. f. Develops control measures for movement and fire support. g. Addresses actions on chance contact with the enemy. h. Task-organizes the company into a support, assault, and breach element as required i. Develops and issues a reconnaissance and surveillance (R&S) plan. 4. Company begins necessary movement. 5. Company commander conducts a leader's reconnaissance. <ul style="list-style-type: none"> a. Pinpoints the objective. b. Establishes security at the objective. c. Selects security, support, and assault positions. d. Determines the enemy's size, location, disposition, and most probable course of action on the objective. e. Determines where the enemy is most vulnerable to attack and where the support element can best place fires on the objective. f. Determines whether to conduct the assault mounted or dismounted, if applicable. g. Verifies and updates intelligence information. h. Leaves a surveillance team to observe the objective. i. Returns to the company position. * 6. Company commander adjusts the plan based on updated intelligence and reconnaissance effort. * 7. Company commander disseminates updated digital reports (if applicable), overlays, and other pertinent information. 8. Company prepares for attack. <ul style="list-style-type: none"> a. Issues orders and instructions to include ROE and ROI. b. Conducts a rehearsal. c. Completes final inspections. 		

TASK STEPS AND PERFORMANCE MEASURES	GO	NO-GO
<p>9. Company issues FRAGOs as necessary to address changes to the plan identified during the rehearsal.</p> <p>10. Company executes the attack.</p> <ul style="list-style-type: none"> a. Moves to the line of departure (LD) using a technique and formation based on the factors of METT-TC. (May be done under the supervision of the company executive officer or first sergeant while the company commander is forward conducting a leader's reconnaissance.) b. Navigates from checkpoint to checkpoint or phase line by using basic land navigation skills supplemented by precision navigation. c. Moves from the LD to support positions, assault positions, or breach or bypass sites. <p>Note: If undetected, company may halt in the assault position to complete final preparations for the assault. If detected, company does not halt in the assault position unless it is absolutely necessary to ensure synchronization of all friendly forces.</p> <ul style="list-style-type: none"> (1) Moves using the designated and or appropriate technique. (2) Uses cover and concealment. (3) Communicates primarily by FM radio and signals (embedded digital reports if applicable) during movement. (4) Uses smoke and supporting fire if detected. <p>d. Conducts the assault MOUNTED.</p> <p>Note: A mounted assault is only conducted against light resistance or when there are no heavy antiarmor weapons on the objective.</p> <ul style="list-style-type: none"> (1) Does not stop after moving forward of the assault position. (2) Controls supporting fires to prevent fratricide. (3) Shifts or lifts fires or displaces weapons systems to positions where continuous fire can be maintained. (4) Isolates the objective. <ul style="list-style-type: none"> (a) Prevents the enemy from reinforcing the objective and prevents enemy forces on the objective from leaving. (b) Places suppressive fires on the most dangerous enemy positions. (c) Shift fires of self defense weapons to allow the breach element to penetrate the objective. (d) Maintains visual observation of suppressive fires just forward of the breach and assault elements. (e) Positions or repositions weapons systems to provide continual suppressive fire to aid the actions of the assault element as it moves across the objective. (f) Uses FM radio or visual signals to communicate with the breach and assault element or both. (5) Conducts initial breach of obstacles, if required. (6) Assaults the objective. <ul style="list-style-type: none"> (a) Leads with tanks, if available, and uses fighting vehicles to provide supporting fires while moving. (b) Moves onto the objective by conducting fire and movement. (c) Dismounts if the enemy begins to place effective antiarmor fires on assaulting element. (Vehicles move to support positions.) (d) Uses indirect fires to isolate portions of the objective area to obscure enemy element and or to screen the movement of the assault element. (e) Ensures bypassed enemy cannot place effective fires on tanks and or fighting vehicles. 		

TASK STEPS AND PERFORMANCE MEASURES	GO	NO-GO
<p>(f) Destroys enemy forces, captures enemy forces, and or forces their withdrawal from the objective area IAW the commander's intent.</p> <p>e. Conducts the assault DISMOUNTED. (Can be a light infantry company or mechanized infantry company using dismounted elements to assault.)</p> <ol style="list-style-type: none"> (1) Does not stop after moving forward of the assault position. (2) Controls supporting fires to prevent fratricide. (3) Shifts or lifts fires or displaces weapons systems to positions where continuous fire can be maintained. <p>f. Isolates the objective.</p> <ol style="list-style-type: none"> (1) Prevents the enemy from reinforcing the objective and prevents enemy forces on the objective from leaving. (2) Places suppressive fires on the most dangerous enemy positions. (3) Shift fires of self defense weapons to allow the breach element to penetrate the objective. (4) Maintains visual observation of suppressive fires just forward of the breach and assault elements. (5) Positions or repositions weapons systems to provide continual suppressive fire to aid the actions of the assault element as it moves across the objective. (6) Uses FM radio or visual signals to communicate with the breach and assault element or both. <p>g. Conducts initial breach of obstacles, if required.</p> <p>h. Assaults the objective.</p> <ol style="list-style-type: none"> (1) Uses fighting vehicles to provide supporting fires, if available. (2) Moves onto the objective by conducting fire and movement. (3) Uses indirect fires to isolate portions of the objective area to obscure enemy element and or to screen the movement of the assault element. (4) Ensures bypassed enemy cannot place effective fires on company elements. (5) Destroys enemy forces, captures enemy forces, and or forces their withdrawal from the objective area IAW the commander's intent. <p>i. Occupies designated defensible positions as necessary.</p> <ol style="list-style-type: none"> (1) Assaults through the objective to occupy defensible terrain beyond the objective, if the objective is not defensible. (2) Prepares for a counterattack. <p>11. Company secures enemy prisoners of war (EPW) as required.</p> <p>12. Company conducts consolidation and reorganization.</p> <ol style="list-style-type: none"> a. Maintains all-round security to prevent and or defend an enemy counterattack. b. Reestablishes the chain of command. c. Remans key weapons. d. Redistributes ammunition and equipment. e. Clears the objective of casualties and enemy prisoners of war (EPW). <p>*13. Company commander assesses and reports the situation to higher headquarters.</p> <ol style="list-style-type: none"> a. Compiles subordinate element leader situation reports (SITREPs). b. Assesses and reports the status of personnel, ammunition, supplies, and essential equipment. <p>14. Company treats and evacuates casualties.</p> <p>15. Company processes captured documents and or equipment as required.</p>		

TASK STEPS AND PERFORMANCE MEASURES	GO	NO-GO
16. Company continues operations as directed.		

TASK PERFORMANCE/EVALUATION SUMMARY BLOCK							
ITERATION	1	2	3	4	5	M	TOTAL
TOTAL TASK STEPS EVALUATED							
TOTAL TASK STEPS "GO"							
TRAINING STATUS "GO"/"NO-GO"							

"*" indicates a leader task step.

SUPPORTING INDIVIDUAL TASKS: NONE

SUPPORTING COLLECTIVE TASKS

Task Number	Task Title	References
07-2-1256	Conduct an Attack by Fire (Antiarmor/ Infantry Company)	ARTEP 7-10-MTP ARTEP 7-12-MTP ARTEP 7-91-MTP
07-2-1306-A	Conduct Operations during Limited Visibility (Antiarmor/Infantry Company)	ARTEP 7-10-MTP
07-2-1468	Take Action on Contact (Infantry Company)	ARTEP 7-91-MTP ARTEP 7-10-MTP
07-2-1477	Breach an Obstacle (Infantry Company)	ARTEP 7-12-MTP ARTEP 7-10-MTP
07-2-2009	Conduct a Route Reconnaissance (Infantry Company)	ARTEP 7-12-MTP ARTEP 7-10-MTP
07-2-2018	Conduct an Area or Zone Reconnaissance (Infantry Company)	ARTEP 7-12-MTP ARTEP 7-10-MTP
07-2-2072	Report Tactical Information (Infantry Company)	ARTEP 7-12-MTP ARTEP 7-10-MTP
07-2-3000	Conduct Overwatch and or Support by Fire (Infantry Company)	ARTEP 7-12-MTP ARTEP 7-10-MTP
07-2-3027	Integrate Direct Fires (Infantry Company)	ARTEP 7-12-MTP ARTEP 7-10-MTP
07-2-3036	Integrate Indirect Fire Support (Infantry Company)	ARTEP 7-12-MTP ARTEP 7-10-MTP
07-2-4000	Conduct Resupply Operations (Antiarmor/ Infantry Company)	ARTEP 7-12-MTP ARTEP 7-10-MTP
07-2-4027	Handle Enemy Prisoners of War (Infantry Company)	ARTEP 7-12-MTP ARTEP 7-91-MTP ARTEP 7-10-MTP ARTEP 7-12-MTP

SUPPORTING COLLECTIVE TASKS

Task Number	Task Title	References
07-2-4045	Process Captured Documents and Equipment (Infantry Company)	ARTEP 7-10-MTP
07-2-4063	Treat and Evacuate Casualties (Antiarmor/Infantry Company)	ARTEP 7-12-MTP ARTEP 7-10-MTP
07-2-5009	Conduct a Rehearsal (Infantry Company)	ARTEP 7-12-MTP ARTEP 7-91-MTP ARTEP 7-10-MTP ARTEP 7-12-MTP
07-2-5027	Conduct Consolidation and Reorganization (Infantry Company)	ARTEP 7-10-MTP
07-2-5063	Conduct Risk Management (Infantry Company)	ARTEP 7-12-MTP ARTEP 7-10-MTP
07-2-5081	Conduct Troop-leading Procedures (Infantry Company)	ARTEP 7-12-MTP ARTEP 7-10-MTP
07-2-5126	Occupy an Assembly Area (Infantry Company)	ARTEP 7-12-MTP ARTEP 7-10-MTP
07-2-5135	Operate a Command Post (Antiarmor/Infantry Company)	ARTEP 7-12-MTP ARTEP 7-10-MTP
07-2-5153	Prepare for Combat (Infantry Company)	ARTEP 7-12-MTP ARTEP 7-91-MTP ARTEP 7-10-MTP ARTEP 7-12-MTP
07-3-1009	Conduct an Attack (Infantry Platoon/Squad)	ARTEP 7-5-MTP ARTEP 7-7J-MTP ARTEP 7-8-MTP ARTEP 7-5-MTP
07-3-1027	Breach an Obstacle (Infantry Platoon/Squad)	ARTEP 7-7J-MTP ARTEP 7-8-MTP ARTEP 7-5-MTP
07-3-1189	Conduct Actions at Danger Areas (Infantry/Reconnaissance Platoon)	ARTEP 7-4-MTP ARTEP 7-5-MTP ARTEP 7-7J-MTP ARTEP 7-8-MTP ARTEP 7-92-MTP ARTEP 7-91-MTP
07-3-1234	Conduct Operations during Limited Visibility (Antiarmor/Infantry/Mortar/Reconnaissance Platoon/Squad)	ARTEP 7-5-MTP ARTEP 7-7J-MTP ARTEP 7-8-MTP ARTEP 7-92-MTP ARTEP 7-91-MTP
07-3-1252	Conduct Overwatch and or Support by Fire (Antiarmor/Infantry Platoon/Squad)	ARTEP 7-5-MTP ARTEP 7-7J-MTP ARTEP 7-8-MTP ARTEP 7-91-MTP ARTEP 7-4-MTP
07-3-1270	Conduct Tactical Movement (Mounted or Dismounted) (Antiarmor/Infantry/Mortar/Reconnaissance Platoon/Squad)	ARTEP 7-5-MTP ARTEP 7-7J-MTP

SUPPORTING COLLECTIVE TASKS

Task Number	Task Title	References
07-3-1432	Take Action on Contact (Infantry/Mortar/Reconnaissance Platoon/Squad)	ARTEP 7-8-MTP ARTEP 7-90-MTP ARTEP 7-91-MTP ARTEP 7-92-MTP ARTEP 7-4-MTP
07-3-2000	Conduct a Route Reconnaissance (Infantry/Reconnaissance Platoon/Squad)	ARTEP 7-5-MTP ARTEP 7-7J-MTP ARTEP 7-8-MTP ARTEP 7-90-MTP ARTEP 7-92-MTP ARTEP 7-4-MTP
07-3-2009	Conduct an Area or Zone Reconnaissance (Infantry/Reconnaissance Platoon/Squad)	ARTEP 7-5-MTP ARTEP 7-7J-MTP ARTEP 7-8-MTP ARTEP 7-92-MTP ARTEP 7-4-MTP
07-3-2054	Report Tactical Information (Infantry/Mortar/Reconnaissance Platoon/Squad)	ARTEP 7-5-MTP ARTEP 7-7J-MTP ARTEP 7-8-MTP ARTEP 7-92-MTP ARTEP 7-4-MTP
07-3-3009	Employ Fire Support (Infantry/Reconnaissance Platoon/Squad)	ARTEP 7-5-MTP ARTEP 7-7J-MTP ARTEP 7-8-MTP ARTEP 7-92-MTP ARTEP 7-4-MTP
07-3-4009	Handle Enemy Prisoners of War (Infantry/Mortar/Reconnaissance Platoon/Squad)	ARTEP 7-5-MTP ARTEP 7-7J-MTP ARTEP 7-8-MTP ARTEP 7-90-MTP ARTEP 7-92-MTP ARTEP 7-4-MTP
07-3-4018	Perform Resupply Operations (Antiarmor/Infantry/Mortar/Reconnaissance Platoon/Squad)	ARTEP 7-5-MTP ARTEP 7-7J-MTP ARTEP 7-8-MTP ARTEP 7-90-MTP ARTEP 7-92-MTP ARTEP 7-4-MTP

SUPPORTING COLLECTIVE TASKS

Task Number	Task Title	References
07-3-4027	Process Captured Documents and Equipment (Infantry/Mortar/Reconnaissance Platoon/Squad)	ARTEP 7-4-MTP ARTEP 7-5-MTP ARTEP 7-7J-MTP ARTEP 7-8-MTP ARTEP 7-90-MTP ARTEP 7-92-MTP
07-3-4045	Treat and Evacuate Casualties (Infantry/Mortar/Reconnaissance Platoon/Squad)	ARTEP 7-4-MTP ARTEP 7-5-MTP ARTEP 7-7J-MTP ARTEP 7-8-MTP ARTEP 7-90-MTP ARTEP 7-92-MTP
07-3-5000	Conduct a Rehearsal (Infantry/Mortar/Reconnaissance Platoon/Squad)	ARTEP 7-4-MTP ARTEP 7-5-MTP ARTEP 7-7J-MTP ARTEP 7-8-MTP ARTEP 7-90-MTP ARTEP 7-92-MTP
07-3-5009	Conduct Consolidation and Reorganization (Infantry/Reconnaissance Platoon/Squad)	ARTEP 7-4-MTP ARTEP 7-5-MTP ARTEP 7-7J-MTP ARTEP 7-8-MTP ARTEP 7-92-MTP
07-3-5027	Conduct Risk Management (Infantry/Mortar/Reconnaissance Platoon/Squad)	ARTEP 7-4-MTP ARTEP 7-5-MTP ARTEP 7-7J-MTP ARTEP 7-8-MTP ARTEP 7-90-MTP ARTEP 7-92-MTP
07-3-5036	Conduct Troop-leading Procedures (Infantry/Mortar/Reconnaissance Platoon/Squad)	ARTEP 7-4-MTP ARTEP 7-5-MTP ARTEP 7-7J-MTP ARTEP 7-8-MTP ARTEP 7-90-MTP ARTEP 7-92-MTP
07-3-5063	Occupy an Assembly Area (Infantry/Mortar/Reconnaissance Platoon/Squad)	ARTEP 7-4-MTP ARTEP 7-5-MTP ARTEP 7-7J-MTP ARTEP 7-8-MTP ARTEP 7-90-MTP ARTEP 7-92-MTP
07-3-5081	Prepare for Combat (Infantry/Mortar/Reconnaissance Platoon/Squad)	ARTEP 7-4-MTP ARTEP 7-5-MTP

SUPPORTING COLLECTIVE TASKS

Task Number	Task Title	References
07-3-6027	Maintain Operations Security (Infantry/ Mortar/Reconnaissance Platoon/Squad)	ARTEP 7-7J-MTP ARTEP 7-8-MTP ARTEP 7-90-MTP ARTEP 7-92-MTP ARTEP 7-4-MTP ARTEP 7-5-MTP ARTEP 7-7J-MTP ARTEP 7-8-MTP ARTEP 7-90-MTP ARTEP 7-92-MTP

OPFOR TASKS AND STANDARDS

TASK: Defend (07-OPFOR-0019)

CONDITION: The OPFOR is conducting defensive operations independently or as part of a larger force. The OPFOR is occupying key terrain and is in prepared fighting positions. All assigned equipment and personnel are available. Indirect fire, close air, and engineer support are available to the OPFOR.

STANDARD: The OPFOR conducts the defense IAW the operation order and or the commander's guidance. The OPFOR defeats, repels, disrupts, or destroys the attacking enemy and retains key terrain.

Note: During training exercises, the enemy commander or leader should select the size of the OPFOR element based on threat doctrine.

TASK STEPS AND PERFORMANCE MEASURES	GO	NO-GO
<p>* 4. Commander disseminates digital reports (if applicable), overlays, and other pertinent information to subordinate elements to keep them abreast of the situation.</p> <p>* 5. Commander or designated representative conducts reconnaissance.</p> <ul style="list-style-type: none"> a. Enters way points into position navigation (POSNAV) equipment to aid navigation. b. Determines nature of enemy or obstacle contact, including size, location, composition, and other factors. c. Identifies bypass route that affords adequate cover and concealment and or intervening distance, preventing the enemy from effectively obstructing and or firing on the company and or platoon. d. Plan additional security measures, such as employment of screening or obscuring smoke. e. Ensures bypass affords routes away from enemy positions, obstacles, and kill sacks. f. Ensures that terrain along the bypass will support the maneuver of the company and follow-on force. <p>Note: If the company and or platoon does not locate a suitable bypass, the company commander and or platoon leader send a situation report (SITREP) to the higher headquarters commander and prepare the company and or platoon to take action as directed.</p> <ul style="list-style-type: none"> g. Adjusts the plan based on updated intelligence and reconnaissance effort. h. Disseminates updated digital reports (if applicable), overlays, and other pertinent information. <p>* 6. Company commander issues orders and instructions to include ROE and ROI.</p> <ul style="list-style-type: none"> a. Issues clear and concise taskings to platoons and or elements. <p>* 7. Company commander coordinates and or synchronizes actions of the fixing force and other company elements.</p> <p>* 8. Company commander uses FRAGOs as necessary to redirect actions of subordinate elements.</p> <p>9. Company conducts tactical movement or maneuver along the route or axis.</p> <ul style="list-style-type: none"> a. Enters way points into position navigation (POSNAV) equipment to aid navigation. b. Uses appropriate movement technique and formation. c. Maintains proper weapons orientation to ensure 360-degree security. d. Identifies and reacts to enemy forces along the route. <ul style="list-style-type: none"> (1) Executes appropriate drills. (2) Completes the following as necessary: <ul style="list-style-type: none"> (a) Bradley fighting vehicles (BFVs) and or interim carrier vehicles (ICVs) suppress on the move. (b) Infantry remain mounted. (c) Calls for and adjust indirect fire and smoke to screen movement past the enemy position. (d) Reports the size and the location of the enemy to the higher headquarters commander, and the company and or platoon continue the mission. e. Avoids detection and or delay, if possible. f. Avoids decisive engagement. g. Marks bypass as required. 		

ARTEP 7-12-MTP

TASK STEPS AND PERFORMANCE MEASURES	GO	NO-GO
<p>Note: Fixing element normally hands the enemy over to a supporting force (if applicable), breaks contact, and rejoins the company and or platoon.</p> <p>*10. Company commander initiates the following when they cannot bypass an enemy force.</p> <ul style="list-style-type: none"> a. Establishes a base of fire to suppress the enemy and prevent him from repositioning any part of his force for use elsewhere. <ul style="list-style-type: none"> (1) Vehicles seek covered positions and the infantry platoons dismount. (2) Suppress the enemy using direct fire. b. Calls for and adjust indirect fires to suppress the enemy. c. Employs or calls for obscuring or screening smoke to facilitate the maneuver of the rest of the company. d. Directs maneuvers, as necessary, to prevent becoming decisively engaged IAW the OPORD. <p>11. Company takes appropriate action, after completion of the bypass.</p> <ul style="list-style-type: none"> a. Consolidates and reorganizes as necessary. b. Reports completion and location of the bypass route to the higher headquarters commander and adjacent units. d. Secures enemy prisoners of war (EPW) as required. e. Treats and evacuate casualties. <p>12. Company continues operations as directed.</p> <p>13. Company processes captured documents and or equipment as required.</p>		

TASK PERFORMANCE/EVALUATION SUMMARY BLOCK							
ITERATION	1	2	3	4	5	M	TOTAL
TOTAL TASK STEPS EVALUATED							
TOTAL TASK STEPS "GO"							
TRAINING STATUS "GO"/"NO-GO"							

"*" indicates a leader task step.

SUPPORTING INDIVIDUAL TASKS: NONE

SUPPORTING COLLECTIVE TASKS

Task Number	Task Title	References
07-2-1306-A	Conduct Operations during Limited Visibility (Antiarmor/Infantry Company)	ARTEP 7-10-MTP
07-2-1342	Conduct Tactical Movement (Infantry Company)	ARTEP 7-91-MTP ARTEP 7-10-MTP
07-2-1468	Take Action on Contact (Infantry Company)	ARTEP 7-12-MTP ARTEP 7-10-MTP
07-2-2072	Report Tactical Information (Infantry Company)	ARTEP 7-12-MTP ARTEP 7-10-MTP
07-2-3000	Conduct Overwatch and or Support by Fire (Infantry Company)	ARTEP 7-12-MTP ARTEP 7-10-MTP

SUPPORTING COLLECTIVE TASKS

Task Number	Task Title	References
07-2-3036	Integrate Indirect Fire Support (Infantry Company)	ARTEP 7-12-MTP ARTEP 7-10-MTP
07-2-4063	Treat and Evacuate Casualties (Antiarmor/Infantry Company)	ARTEP 7-12-MTP ARTEP 7-10-MTP
07-2-5009	Conduct a Rehearsal (Infantry Company)	ARTEP 7-12-MTP ARTEP 7-91-MTP ARTEP 7-10-MTP
07-2-5027	Conduct Consolidation and Reorganization (Infantry Company)	ARTEP 7-12-MTP ARTEP 7-10-MTP
07-2-5063	Conduct Risk Management (Infantry Company)	ARTEP 7-12-MTP ARTEP 7-10-MTP
07-2-5081	Conduct Troop-leading Procedures (Infantry Company)	ARTEP 7-12-MTP ARTEP 7-10-MTP
07-2-5153	Prepare for Combat (Infantry Company)	ARTEP 7-12-MTP ARTEP 7-10-MTP
07-3-1045	Conduct a Bypass (Infantry/Reconnaissance Platoon/Squad)	ARTEP 7-12-MTP ARTEP 7-4-MTP
07-3-1189	Conduct Actions at Danger Areas (Infantry/Reconnaissance Platoon)	ARTEP 7-5-MTP ARTEP 7-7J-MTP ARTEP 7-8-MTP ARTEP 7-92-MTP ARTEP 7-4-MTP
07-3-1234	Conduct Operations during Limited Visibility (Antiarmor/Infantry/Mortar/Reconnaissance Platoon/Squad)	ARTEP 7-5-MTP ARTEP 7-7J-MTP ARTEP 7-8-MTP ARTEP 7-92-MTP ARTEP 7-91-MTP
07-3-1252	Conduct Overwatch and or Support by Fire (Antiarmor/Infantry Platoon/Squad)	ARTEP 7-5-MTP
07-3-1270	Conduct Tactical Movement (Mounted or Dismounted) (Antiarmor/Infantry/Mortar/Reconnaissance Platoon/Squad)	ARTEP 7-7J-MTP ARTEP 7-8-MTP ARTEP 7-91-MTP ARTEP 7-4-MTP
07-3-1432	Take Action on Contact (Infantry/Mortar/Reconnaissance Platoon/Squad)	ARTEP 7-5-MTP ARTEP 7-7J-MTP ARTEP 7-8-MTP ARTEP 7-90-MTP ARTEP 7-91-MTP ARTEP 7-92-MTP ARTEP 7-4-MTP ARTEP 7-5-MTP

SUPPORTING COLLECTIVE TASKS

Task Number	Task Title	References
07-3-2054	Report Tactical Information (Infantry/Mortar/ Reconnaissance Platoon/Squad)	ARTEP 7-7J-MTP ARTEP 7-8-MTP ARTEP 7-90-MTP ARTEP 7-92-MTP ARTEP 7-4-MTP
07-3-3009	Employ Fire Support (Infantry/ Reconnaissance Platoon/Squad)	ARTEP 7-5-MTP ARTEP 7-7J-MTP ARTEP 7-8-MTP ARTEP 7-90-MTP ARTEP 7-92-MTP ARTEP 7-4-MTP
07-3-4045	Treat and Evacuate Casualties (Infantry/ Mortar/Reconnaissance Platoon/Squad)	ARTEP 7-5-MTP ARTEP 7-7J-MTP ARTEP 7-8-MTP ARTEP 7-92-MTP ARTEP 7-4-MTP
07-3-5000	Conduct a Rehearsal (Infantry/Mortar/ Reconnaissance Platoon/Squad)	ARTEP 7-5-MTP ARTEP 7-7J-MTP ARTEP 7-8-MTP ARTEP 7-90-MTP ARTEP 7-92-MTP ARTEP 7-4-MTP
07-3-5009	Conduct Consolidation and Reorganization (Infantry/Reconnaissance Platoon/Squad)	ARTEP 7-5-MTP ARTEP 7-7J-MTP ARTEP 7-8-MTP ARTEP 7-90-MTP ARTEP 7-92-MTP ARTEP 7-4-MTP
07-3-5027	Conduct Risk Management (Infantry/Mortar/ Reconnaissance Platoon/Squad)	ARTEP 7-5-MTP ARTEP 7-7J-MTP ARTEP 7-8-MTP ARTEP 7-92-MTP ARTEP 7-4-MTP
07-3-5036	Conduct Troop-leading Procedures (Infantry/Mortar/Reconnaissance Platoon/Squad)	ARTEP 7-5-MTP ARTEP 7-7J-MTP ARTEP 7-8-MTP ARTEP 7-90-MTP ARTEP 7-92-MTP ARTEP 7-4-MTP
		ARTEP 7-5-MTP ARTEP 7-7J-MTP ARTEP 7-8-MTP ARTEP 7-90-MTP ARTEP 7-92-MTP

SUPPORTING COLLECTIVE TASKS

Task Number	Task Title	References
07-3-5081	Prepare for Combat (Infantry/Mortar/ Reconnaissance Platoon/Squad)	ARTEP 7-4-MTP ARTEP 7-5-MTP ARTEP 7-7J-MTP ARTEP 7-8-MTP ARTEP 7-90-MTP ARTEP 7-92-MTP

OPFOR TASKS AND STANDARDS

TASK: Execute Actions on Contact (07-OPFOR-0015)

CONDITION: The OPFOR is conducting offensive operations independently or as part of a larger force. The OPFOR makes contact with the enemy by receipt of direct fires, indirect fires, or direct observation. All assigned OPFOR equipment and personnel are available. The OPFOR has indirect fire, close air, and engineer support available.

STANDARD: The OPFOR executes actions on contact IAW the OPORD and or commander's guidance. The OPFOR conducts fire and maneuver to rapidly rout the enemy, seize the initiative, and create advantageous conditions for subsequent operations.

Note: During training exercises, the enemy commander or leader should select the size of the OPFOR element based on threat doctrine.

TASK: Maintain Operations Security (07-OPFOR-0023)

CONDITION: The OPFOR is conducting operations independently or as part of a larger force. The OPFOR prevents the enemy from obtaining information about its operations and or intent. All necessary personnel and equipment are available.

STANDARD: The OPFOR maintains operations security IAW the operation order and or commander's guidance. The OPFOR denies information to the enemy by maintaining physical security, signal security, and information security. The OPFOR identifies and eliminates indicators that can be exploited by hostile intelligence organizations.

Note: During training exercises, the enemy commander or leader should select the size of the OPFOR element based on threat doctrine.

TASK: Conduct an Ambush (07-OPFOR-0025)

CONDITION: The OPFOR is conducting operations independently or as part of a larger force. The OPFOR is directed to conduct an ambush along a suspected enemy route or avenue of approach. All assigned OPFOR equipment and personnel are available. The OPFOR has indirect fire support available.

STANDARD: The OPFOR conducts the ambush IAW the OPORD and or commander's guidance. The OPFOR conducts aggressive maneuver from concealed positions and delivers accurate coordinated fires to kill or capture enemy personnel and destroy, disable, or capture the enemy's equipment and supplies. The OPFOR withdraws from the ambush site, reorganizes and consolidates, and continues with follow-on mission.

Note: During training exercises, the enemy commander or leader should select the size of the OPFOR element based on threat doctrine.

ARTEP 7-12-MTP

TASK: Conduct Biological/Chemical Operations (07-OPFOR-0027)

CONDITION: The OPFOR is conducting defensive or offensive operations independently or as part of a larger force. A decision has been made to employ biological or chemical weapons. Wind and weather conditions are right for the employment of biological or chemical weapons. All assigned OPFOR equipment and personnel are available.

STANDARD: The OPFOR conducts biological and or chemical operations IAW the OPORD and or commander's guidance. The OPFOR attacks the enemy with nerve, blood, blister, choking, incapacitant, and or irritant agents or pathogenic microbes and or microorganism toxins. The OPFOR delivers agents and or toxins using aircraft, multiple rocket launchers, artillery, mines, rockets, missiles, and or special operations forces. The OPFOR causes disruption of enemy operations, suspension of operations, and or casualties.

Note: During training exercises, the enemy commander or leader should select the size of the OPFOR element based on threat doctrine.

TASK: Conduct Air Attack (07-OPFOR-0029)

CONDITION: The OPFOR is conducting offensive operations independently or as part of a larger force. The enemy positions, formations, or soldiers have been identified and are susceptible to air attack. All necessary personnel and equipment are available. The OPFOR fixed-wing combat aircraft and attack helicopters are available to provide aerial fire support to ground maneuver forces.

STANDARD: The OPFOR executes the air attack using fixed- and rotor-winged aircraft IAW the OPORD and or commander's guidance. The enemy positions, formations, and or soldiers are destroyed, delayed, or forced to retreat.

Note: During training exercises, the enemy commander or leader should select the size of the OPFOR element based on threat doctrine.

TASK: Employ Deception Measures (07-OPFOR-0030)

CONDITION: The OPFOR is conducting operations independently or as part of a larger force. The OPFOR is ordered to employ deception measures to confuse the enemy and to prevent the enemy from determining the OPFOR intentions or activities. All assigned OPFOR equipment and personnel are available. The OPFOR has indirect fire, close air, and engineer support available.

STANDARD: The OPFOR employs deception measures IAW the OPORD and or commander's guidance. The OPFOR constructs dummy positions; simulates troop movements by such means as use of civilian vehicles to portray movement to radar or marching refugees to portray movement of troops in the rear; conducts feints or demonstrations; employs manipulative, simulative, and imitative deception electronic measures; and or avoids patterns or obvious movements that reveal the time or intent of an operation.

Note: During training exercises, the enemy commander or leader should select the size of the OPFOR element based on threat doctrine.

ELEMENT: RIFLE CO INF BN (BCT)

TASK: Conduct a Cordon and Search in a Built-up Area (Infantry Company) (07-2-1027)

(FM 90-10-1)	(FM 100-55)	(FM 101-5)
(FM 101-5-1)	(FM 101-5-2)	(FM 21-60)
(FM 24-35)	(FM 24-35-1)	(FM 7-10)
(FM 7-12 (3-21.11))	(FM 7-85)	(FM 90-10(HTF))

ITERATION: 1 2 3 4 5 M (Circle)

COMMANDER/LEADER ASSESSMENT: T P U (Circle)

CONDITIONS: The company is conducting operations as part of a higher headquarters and has received an operation order (OPORD) or fragmentary order (FRAGO) to conduct a cordon and search for insurgents and sympathizers at the location and time specified. The company is provided an interpreter. Army aviation assets are available. Engineer and explosive ordinance demolition (EOD) assets are available. All necessary personnel and equipment are available. The company has communications with higher, adjacent, and subordinate elements. The company has been provided guidance on the rules of engagement (ROE) and rules of interaction (ROI). Coalition forces and noncombatants may be present in the operational environment. Some iterations of this task should be conducted during limited visibility conditions. Some iterations of this task should be performed in MOPP4.

TASK STANDARDS: The company conducts the cordon and search in accordance with (IAW) the tactical standing operating procedures (TSOP), the order, and or higher commander's guidance. The company establishes a cordon of the designated area without being detected by the insurgents or sympathizers. The company conducts the search and captures all insurgents and enemy material within the cordon. The company complies with the ROE and or ROI.

TASK STEPS AND PERFORMANCE MEASURES	GO	NO-GO
<p>* 1. Company leaders gain and or maintain situational understanding using information that is gathered from force XXI battle command brigade and below (FBCB2), frequency modulated (FM) communications, maps, intelligence summaries, situation reports (SITREPs), and other available information sources. (Includes human intelligence [HUMINT] and signal intelligence [SIGINT].)</p> <p>* 2. Company commander receives an OPORD or FRAGO and issues warning order (WARNO) to the company using FBCB2, FM, or other tactical means.</p> <p>* 3. Company commander plans using troop-leading procedures.</p> <ul style="list-style-type: none"> a. Conducts analysis based on factors of mission, enemy, terrain and weather, troops and support available, time available, and civil considerations (METT-TC). b. Considers insurgent and or sympathizer capabilities, likely courses of action (COAs), and specific weapons capabilities. c. Conducts a digital and or conventional map reconnaissance. <p>Note: Company commander avoids a physical reconnaissance of the area just before the search. (Uses intelligence such as aerial photographs, if available).</p> <ul style="list-style-type: none"> (1) Identifies search location. (2) Identifies tentative security positions. (3) Identifies cordon boundaries and other control measures. (4) Identifies routes to and from the search area. (5) Marks tentative dismount points on digital and conventional maps as appropriate. <ul style="list-style-type: none"> d. Plans security positions to ensure the protection of the force conducting the operation. 		

TASK STEPS AND PERFORMANCE MEASURES	GO	NO-GO
<p>e. Designs the cordon to prevent the escape of individuals to be searched.</p> <p>f. Divides the cordoned area into zones and assigns a search team.</p> <p>g. Coordinates and synchronizes activities within each battlefield operating system (BOS), as required.</p> <p>h. Develops plan to handle captured and apprehended personnel.</p> <p>i. Addresses actions on chance contact with belligerents.</p> <p>j. Organizes the company as necessary to accomplish the mission and or compensate for combat losses.</p> <p>(1) Organizes the search element into special teams.</p> <p>Note: This task may be delegated to a subordinate leader.</p> <p>(a) Search teams.</p> <p>(b) Handlers of prisoners.</p> <p>(c) Interrogation teams.</p> <p>(d) Documentation teams (using a recorder with a camera).</p> <p>(e) Demolition teams.</p> <p>(f) Psychological operation (PSYOP) and or civil affairs teams.</p> <p>(g) Mine detection teams.</p> <p>(h) Fire support teams.</p> <p>(i) Scout dog teams.</p> <p>(j) Tunnel reconnaissance teams.</p> <p>* 4. Company commander disseminates digital reports (if applicable), overlays, and other pertinent information to each element to keep them abreast of the situation.</p> <p>* 5. Company commander issues orders and instructions to include ROE and ROI.</p> <p>a. Issues clear and concise taskings to platoons and or elements and or cordon and search elements.</p> <p>6. Company conducts a rehearsal.</p> <p>* 7. Company commander issues a FRAGO, as necessary, to address changes to the plan identified during the rehearsal.</p> <p>8. Company enters way points into position navigation (POSNAV) equipment to aid navigation.</p> <p>* 9. Company commander coordinates/synchronizes actions of the cordon and search elements.</p> <p>*10. Company commander uses FRAGOs as necessary to redirect actions of subordinate elements.</p> <p>11. Company elements move to the area to be searched.</p> <p>12. Cordon element establishes cordon.</p> <p>a. Rapidly moves into the positions by stealth IAW TSOP, order, and or guidance from higher headquarters.</p> <p>b. Employs Army aviation assets for aerial observation, if aviation assets were requested.</p> <p>c. Surrounds the area at the same time to prevent escape of insurgents and to block any reinforcements (during hours of limited visibility, if possible).</p> <p>d. Positions elements in overwatch or blocking positions to support the cordon and isolate the search area from reinforcements.</p> <p>e. Establishes checkpoints and roadblocks.</p> <p>13. Search element conducts the search.</p> <p>Note: The search may be announced or unannounced IAW the order or situation.</p>		

TASK STEPS AND PERFORMANCE MEASURES	GO	NO-GO
<p>a. Conducts the search of suspected insurgents and or sympathizers, supplies, and equipment with the least inconvenience to the populace using one of three methods.</p> <p>(1) Assembles inhabitants in a central location if they appear to be hostile. (This method provides the most control and simplifies the search and interrogation; however, taking inhabitants away from their dwellings encourages looting and ill feelings.)</p> <p>(2) Restricts inhabitants to their homes. (This prohibits civilian movement and discourages looting, but makes control and interrogation difficult.)</p> <p>(3) Controls the heads of households. (Reduces looting and ensures the search teams do not steal anything; this is the best method of searching since it is less disruptive to the inhabitants.)</p> <p>b. Searches all underground and underwater areas.</p> <p>c. Uses observed fire to cover any gaps in the cordon.</p> <p>d. Inspects any freshly excavated ground. (It could be a hiding place.)</p> <p>e. Uses mine detectors to locate metal objects underground and underwater.</p> <p>*14. Company commander controls the company's rate of search and directs reorganization as needed.</p> <p>a. Employs the reserve to assist the cordon and search elements as the situation requires.</p> <p>b. Reports the progress of the company to the higher headquarters commander.</p> <p>c. Enforces the ROE and or ROI.</p> <p>15. Company consolidates and reorganizes as necessary.</p> <p>16. Company secures captured insurgents as required.</p> <p>a. Uses the least force to detain the insurgents.</p> <p>b. Turns the insurgents over to the local police as soon as the situation allows.</p> <p>17. Company treats and evacuates casualties.</p> <p>18. Company processes captured documents and or equipment as required.</p> <p>19. Company continues operations as directed.</p>		

TASK PERFORMANCE/EVALUATION SUMMARY BLOCK							
ITERATION	1	2	3	4	5	M	TOTAL
TOTAL TASK STEPS EVALUATED							
TOTAL TASK STEPS "GO"							
TRAINING STATUS "GO"/"NO-GO"							

"*" indicates a leader task step.

SUPPORTING INDIVIDUAL TASKS: NONE

SUPPORTING COLLECTIVE TASKS

Task Number	Task Title	References
07-2-1306-A	Conduct Operations during Limited Visibility (Antiarmor/Infantry Company)	ARTEP 7-10-MTP ARTEP 7-91-MTP

SUPPORTING COLLECTIVE TASKS

Task Number	Task Title	References
07-2-1351	Conduct Tactical Movement in a Built-up Area (Infantry Company)	ARTEP 7-10-MTP
07-2-1414	Establish Checkpoints and or Roadblocks (Antiarmor/Infantry Company)	ARTEP 7-12-MTP ARTEP 7-10-MTP
07-2-2072	Report Tactical Information (Infantry Company)	ARTEP 7-12-MTP ARTEP 7-91-MTP ARTEP 7-10-MTP
07-2-3036	Integrate Indirect Fire Support (Infantry Company)	ARTEP 7-12-MTP ARTEP 7-10-MTP
07-2-4027	Handle Enemy Prisoners of War (Infantry Company)	ARTEP 7-12-MTP ARTEP 7-10-MTP
07-2-4045	Process Captured Documents and Equipment (Infantry Company)	ARTEP 7-12-MTP ARTEP 7-10-MTP
07-2-4054	Secure Civilians During Operations (Antiarmor/Infantry Company)	ARTEP 7-12-MTP ARTEP 7-10-MTP
07-2-4063	Treat and Evacuate Casualties (Antiarmor/Infantry Company)	ARTEP 7-12-MTP ARTEP 7-91-MTP ARTEP 7-10-MTP
07-2-5009	Conduct a Rehearsal (Infantry Company)	ARTEP 7-12-MTP ARTEP 7-91-MTP ARTEP 7-10-MTP
07-2-5027	Conduct Consolidation and Reorganization (Infantry Company)	ARTEP 7-12-MTP ARTEP 7-10-MTP
07-2-5063	Conduct Risk Management (Infantry Company)	ARTEP 7-12-MTP ARTEP 7-10-MTP
07-2-5081	Conduct Troop-leading Procedures (Infantry Company)	ARTEP 7-12-MTP ARTEP 7-10-MTP
07-2-5153	Prepare for Combat (Infantry Company)	ARTEP 7-12-MTP ARTEP 7-10-MTP
07-2-6063	Maintain Operations Security (Infantry Company)	ARTEP 7-12-MTP ARTEP 7-10-MTP
07-3-1189	Conduct Actions at Danger Areas (Infantry/Reconnaissance Platoon)	ARTEP 7-12-MTP ARTEP 7-4-MTP
07-3-1234	Conduct Operations during Limited Visibility (Antiarmor/Infantry/Mortar/Reconnaissance Platoon/Squad)	ARTEP 7-5-MTP ARTEP 7-7J-MTP ARTEP 7-8-MTP ARTEP 7-92-MTP ARTEP 7-91-MTP

SUPPORTING COLLECTIVE TASKS

Task Number	Task Title	References
07-3-1252	Conduct Overwatch and or Support by Fire (Antiarmor/Infantry Platoon/Squad)	ARTEP 7-5-MTP ARTEP 7-7J-MTP ARTEP 7-8-MTP ARTEP 7-91-MTP
07-3-1279	Conduct Tactical Movement in a Built-up Area (Antiarmor/Infantry/Reconnaissance Platoon/Squad)	ARTEP 7-4-MTP ARTEP 7-5-MTP ARTEP 7-7J-MTP ARTEP 7-8-MTP ARTEP 7-91-MTP ARTEP 7-92-MTP
07-3-1324	Establish a Checkpoint (Infantry/ Reconnaissance Platoon/Squad)	ARTEP 7-4-MTP ARTEP 7-5-MTP ARTEP 7-7J-MTP ARTEP 7-8-MTP ARTEP 7-92-MTP
07-3-1396	React to a Civil Disturbance (Antiarmor/ Infantry/Reconnaissance Platoon/Squad)	ARTEP 7-4-MTP ARTEP 7-5-MTP ARTEP 7-7J-MTP ARTEP 7-8-MTP ARTEP 7-91-MTP ARTEP 7-92-MTP
07-3-1406	React to Snipers (Infantry/Reconnaissance Platoon/Squad)	ARTEP 7-4-MTP ARTEP 7-5-MTP ARTEP 7-7J-MTP ARTEP 7-8-MTP ARTEP 7-92-MTP
07-3-1414	Search a Building (Infantry Platoon/Squad)	ARTEP 7-5-MTP ARTEP 7-7J-MTP ARTEP 7-8-MTP ARTEP 7-92-MTP
07-3-1423	Secure a Route (Antiarmor/Infantry/ Reconnaissance Platoon/Squad)	ARTEP 7-4-MTP ARTEP 7-5-MTP ARTEP 7-7J-MTP ARTEP 7-8-MTP ARTEP 7-91-MTP ARTEP 7-92-MTP
07-3-1432	Take Action on Contact (Infantry/Mortar/ Reconnaissance Platoon/Squad)	ARTEP 7-4-MTP ARTEP 7-5-MTP ARTEP 7-7J-MTP ARTEP 7-8-MTP ARTEP 7-90-MTP ARTEP 7-92-MTP
07-3-2036	Reconnoiter a Built-up Area (Infantry/ Reconnaissance Platoon/Squad)	ARTEP 7-4-MTP ARTEP 7-5-MTP ARTEP 7-7J-MTP

SUPPORTING COLLECTIVE TASKS

Task Number	Task Title	References
07-3-2054	Report Tactical Information (Infantry/Mortar/Reconnaissance Platoon/Squad)	ARTEP 7-8-MTP ARTEP 7-92-MTP ARTEP 7-4-MTP ARTEP 7-5-MTP ARTEP 7-7J-MTP ARTEP 7-8-MTP ARTEP 7-90-MTP ARTEP 7-92-MTP
07-3-4009	Handle Enemy Prisoners of War (Infantry/Mortar/Reconnaissance Platoon/Squad)	ARTEP 7-4-MTP ARTEP 7-5-MTP ARTEP 7-7J-MTP ARTEP 7-8-MTP ARTEP 7-90-MTP ARTEP 7-92-MTP
07-3-4027	Process Captured Documents and Equipment (Infantry/Mortar/Reconnaissance Platoon/Squad)	ARTEP 7-4-MTP ARTEP 7-5-MTP ARTEP 7-7J-MTP ARTEP 7-8-MTP ARTEP 7-90-MTP ARTEP 7-92-MTP
07-3-4036	Secure Civilians During Operations (Infantry/Reconnaissance Platoon/Squad)	ARTEP 7-4-MTP ARTEP 7-5-MTP ARTEP 7-7J-MTP ARTEP 7-8-MTP ARTEP 7-92-MTP
07-3-4045	Treat and Evacuate Casualties (Infantry/Mortar/Reconnaissance Platoon/Squad)	ARTEP 7-4-MTP ARTEP 7-5-MTP ARTEP 7-7J-MTP ARTEP 7-8-MTP ARTEP 7-90-MTP ARTEP 7-92-MTP
07-3-5000	Conduct a Rehearsal (Infantry/Mortar/Reconnaissance Platoon/Squad)	ARTEP 7-4-MTP ARTEP 7-5-MTP ARTEP 7-7J-MTP ARTEP 7-8-MTP ARTEP 7-90-MTP ARTEP 7-92-MTP
07-3-5009	Conduct Consolidation and Reorganization (Infantry/Reconnaissance Platoon/Squad)	ARTEP 7-4-MTP ARTEP 7-5-MTP ARTEP 7-7J-MTP ARTEP 7-8-MTP ARTEP 7-92-MTP
07-3-5027	Conduct Risk Management (Infantry/Mortar/Reconnaissance Platoon/Squad)	ARTEP 7-4-MTP ARTEP 7-5-MTP

SUPPORTING COLLECTIVE TASKS

Task Number	Task Title	References
07-3-5036	Conduct Troop-leading Procedures (Infantry/Mortar/Reconnaissance Platoon/Squad)	ARTEP 7-7J-MTP ARTEP 7-8-MTP ARTEP 7-90-MTP ARTEP 7-92-MTP ARTEP 7-4-MTP
07-3-5081	Prepare for Combat (Infantry/Mortar/ Reconnaissance Platoon/Squad)	ARTEP 7-5-MTP ARTEP 7-7J-MTP ARTEP 7-8-MTP ARTEP 7-90-MTP ARTEP 7-92-MTP ARTEP 7-4-MTP
07-3-6027	Maintain Operations Security (Infantry/ Mortar/Reconnaissance Platoon/Squad)	ARTEP 7-5-MTP ARTEP 7-7J-MTP ARTEP 7-8-MTP ARTEP 7-90-MTP ARTEP 7-92-MTP ARTEP 7-4-MTP

OPFOR TASKS AND STANDARDS

TASK: Conduct Sniper Operations (07-OPFOR-0017)

CONDITION: The OPFOR is conducting operations independently or as part of a larger force and is ordered to conduct sniper operations against the enemy elements. The enemy elements are occupying an assembly area, conducting tactical movement, conducting a tactical road march, or are otherwise susceptible to a sniper attack. All assigned OPFOR equipment and personnel are available.

STANDARD: The OPFOR conducts sniper operations IAW the OPORD and or commander's guidance. The OPFOR snipers set up well-concealed locations and engage the enemy personnel with short bursts of semiautomatic fire. The OPFOR snipers delay or disrupt the enemy activities and or kill the enemy personnel. The OPFOR snipers prevent their position from being discovered. The OPFOR snipers report all specified intelligence requirements to higher HQ.

Note: During training exercises, the enemy commander or leader should select the size of the OPFOR element based on threat doctrine.

TASK: Defend a Building (07-OPFOR-0022)

CONDITION: The OPFOR is conducting operations independently or as part of a larger force. The OPFOR has received an order to defend a building. All necessary personnel and equipment are available. Automatic weapons, antiarmor systems, and indirect fire support is available.

ARTEP 7-12-MTP

STANDARD: The OPFOR defends the building IAW the operation order and or commander's guidance. The OPFOR prevents the enemy from isolating and entering the building. The OPFOR blocks or canalizes the enemy to destroy them or force them to withdraw. The OPFOR retains control of the designated building or counterattacks to regain and maintain control.

Note: During training exercises, the enemy commander or leader should select the size of the OPFOR element based on threat doctrine.

TASK: Maintain Operations Security (07-OPFOR-0023)

CONDITION: The OPFOR is conducting operations independently or as part of a larger force. The OPFOR prevents the enemy from obtaining information about its operations and or intent. All necessary personnel and equipment are available.

STANDARD: The OPFOR maintains operations security IAW the operation order and or commander's guidance. The OPFOR denies information to the enemy by maintaining physical security, signal security, and information security. The OPFOR identifies and eliminates indicators that can be exploited by hostile intelligence organizations.

Note: During training exercises, the enemy commander or leader should select the size of the OPFOR element based on threat doctrine.

TASK: Evade/Resist Capture (07-OPFOR-0024)

CONDITION: The OPFOR is conducting operations independently or as part of a larger force. The OPFOR soldiers are being overrun or conducting covert operations against the enemy, which makes them susceptible to capture.

STANDARD: The OPFOR evades/resists capture. If captured, the OPFOR personnel refrains from divulging information about their operations/unit and attempts to escape using every means available.

Note: During training exercises, the enemy commander or leader should select the size of the OPFOR element based on threat doctrine.

ELEMENT: RIFLE CO INF BN (BCT)

TASK: Conduct a Defense (Infantry Company) (07-2-1045)

(FM 7-10)	(FM 100-14)	(FM 100-55)
(FM 101-5)	(FM 101-5-1)	(FM 101-5-2)
(FM 20-3)	(FM 20-32)	(FM 21-60)
(FM 24-35)	(FM 24-35-1)	(FM 7-12 (3-21.11))
(FM 7-85)		

ITERATION: 1 2 3 4 5 M (Circle)

COMMANDER/LEADER ASSESSMENT: T P U (Circle)

CONDITIONS: The company is conducting operations as part of a higher headquarters and has received an operation order (OPORD) or fragmentary order (FRAGO) to defend. The defense can be linear, non-linear, or reverse slope. Time is available for a deliberate occupation of defensive positions. All necessary personnel and equipment are available. The company has communications with higher, adjacent, and subordinate elements. The company has been provided guidance on the rules of engagement (ROE) and rules of interaction (ROI). Coalition forces and noncombatants may be present in the operational environment. Some iterations of this task should be conducted during limited visibility conditions. Some iterations of this task should be performed in MOPP4.

TASK STANDARDS: The company defends in accordance with (IAW) the tactical standing operating procedures (TSOP), the order, and or higher commanders guidance. The company occupies designated defensive positions, orients on the designated portion of the engagement area or sector of fire, and maintains security. The company destroys or defeats the enemy force within its area. The company complies with the ROE and ROI.

TASK STEPS AND PERFORMANCE MEASURES	GO	NO-GO
<ul style="list-style-type: none"> * 1. The company leaders gain and or maintain situational understanding using information that is gathered from force XXI battle command brigade and below (FBCB2), frequency modulated (FM) communications, maps, intelligence summaries, situation reports (SITREPs), and other available information sources. * 2. The company commander receives an OPORD or FRAGO and issues warning order (WARNO) to the company using FBCB2, FM, or other tactical means. * 3. The company commander confirms friendly and enemy situations. <ul style="list-style-type: none"> a. Receives an updated digital report showing the location of forward and adjacent friendly elements, if applicable. b. Receives an updated enemy situational template for added fratricide prevention and increased force protection, if applicable. c. Clarifies priority intelligence requirement (PIR) requirements. d. Confirms any changes to the higher headquarters and company task or purpose. e. Confirms any changes to the scheme of maneuver. * 4. The company commander plans using troop-leading procedures. <ul style="list-style-type: none"> a. Conducts analysis based on factors of mission, enemy, terrain and weather, troops and support available, time available, and civil considerations (METT-TC). <ul style="list-style-type: none"> (1) Considers the enemy's capabilities, likely courses of action (COAs), and specific weapons capabilities. b. Conducts a digital and or conventional map reconnaissance. <ul style="list-style-type: none"> (1) Identifies likely enemy avenues of approach. 		

TASK STEPS AND PERFORMANCE MEASURES	GO	NO-GO
<ul style="list-style-type: none"> (2) Identifies the enemy scheme of maneuver using intelligence products. (3) Determines where to kill the enemy. (4) Identifies tentative locations for weapons systems. (5) Identifies tentative primary, alternate, and supplemental mounted and dismounted defensive positions (as required). (6) Identifies tentative target reference points (TRPs) for each defensive position. (7) Identifies tentative observation post (OP) positions. (8) Identifies tentative dismount/remount points (as required). c. Designates the main effort and supporting effort. d. Plans and coordinates indirect fire support and or close air support, if available. e. Identifies direct fire responsibilities. f. Plans the integration of direct and indirect fires IAW higher headquarters' fire support plan. g. Develops an integrated obstacle plan. h. Designates defensive fire control measures. i. Develops disengagement criteria. j. Organizes the company as necessary to accomplish the mission and or compensate for combat losses. k. Addresses actions on chance contact with the enemy. l. Coordinates and synchronizes activities within each battlefield operating system (BOS). m. Considers the enemy's capabilities, likely COAs, and specific weapons capabilities. n. Conducts coordination with adjacent unit as required. o. Addresses actions on chance contact with the enemy. <p>* 5. The company commander disseminates digital reports (if applicable), overlays, and other pertinent information to each platoon to keep them abreast of the situation.</p> <p>* 6. The company commander issues orders and instructions to include ROE and ROI.</p> <ul style="list-style-type: none"> a. Issues clear and concise taskings to platoons and or elements. <p>7. The company conducts a rehearsal, time permitting.</p> <p>* 8. The company commander issues a FRAGOs, as necessary, to address changes to the plan identified during the rehearsal.</p> <p>9. The company starts movement to a tactical assembly area or designated area short of the defensive positions.</p> <ul style="list-style-type: none"> a. Enters way points into position navigation (POSNAV) equipment to aid navigation (as applicable). b. Uses appropriate formation/technique based on factors of METT-TC. c. Moves on covered and concealed routes. d. Maintains security during movement. e. Secures designated area. <p>*10. The company commander and reconnaissance element conducts the reconnaissance (based on factors of METT-TC).</p> <ul style="list-style-type: none"> a. Enters way points into POSNAV equipment to aid navigation. b. Pinpoints the defensive positions. c. Positions security elements. 		

TASK STEPS AND PERFORMANCE MEASURES	GO	NO-GO
<ul style="list-style-type: none"> d. Determines and confirms the engagement area (where he plans to kill the enemy). e. Drives or walks the engagement area to confirm the selected positions. f. Ensures positions are free of enemy, mines, and obstacles. g. Selects primary, alternate, and supplementary fighting positions (mounted and dismounted) to achieve the desired effect for each TRP. h. Assigns the platoon sectors and OP locations. (OPs have wire communications, if available.) i. Designates the location for the company's early warning system, the chemical alarm system (if assigned), and the company CP. j. Identifies dead space between platoons. <ul style="list-style-type: none"> (1) Determines how it is to be covered. k. Selects weapons positions to cover likely avenues of approach. <ul style="list-style-type: none"> (1) Ensures platoon leaders position weapons systems so the required number of weapons, vehicles (if applicable), and platoons can effectively cover TRPs. l. Selects covered and concealed routes between primary, alternate, and supplementary defensive positions. m. Confirms tentative dismount/remount points (as applicable). n. Verifies and updates intelligence information. o. Leaves a surveillance team to observe the defensive positions, if required. p. Returns to the company location. <p>*11. The company commander adjusts the plan based on updated intelligence and reconnaissance effort.</p> <p>*12. The company commander updates the enemy situation.</p> <p>*13. The company commander disseminates updated digital reports (if applicable), overlays, and other pertinent information.</p> <p>*14. The company commander coordinates and or synchronizes actions of subordinate elements.</p> <p>*15. The company commander uses FRAGOs as necessary to redirect actions of subordinate elements.</p> <p>16. The company elements move tactically to the assigned defensive positions. <ul style="list-style-type: none"> a. Enter way points into position navigation equipment to aid navigation (as applicable). b. Use covered and concealed routes. c. Enforce camouflage, noise, light, and litter discipline. d. Maintain security during movement. e. Construct, establish, and or occupy primary defensive positions IAW TSOP and or as directed. f. Maintain security (to include OPs, hasty perimeter, or security patrols). g. Assign sectors of fire, engagement priorities, and other fire control measures. h. Position weapons systems so the required number of weapons, vehicles (as applicable), and platoons can effectively cover each TRP. i. Ensure the company is tied in with the unit on its right and left. j. Emplace Claymore mines and other protective obstacles as required. <ul style="list-style-type: none"> (1) Identify dead space and requirements to refine the location of the obstacle group and fire control measures. (2) Ensure obstacles are covered by direct or indirect fire and under friendly observation. </p>		

TASK STEPS AND PERFORMANCE MEASURES	GO	NO-GO
<p>(3) Ensure obstacles are concealed from enemy observation as much as possible.</p> <p>(4) Ensure obstacles are employed in depth.</p> <p>(5) Ensure obstacles are tied in with existing obstacles, if possible.</p> <p>k. Reconnoiter in front of the position to become familiar with the terrain and locate dead space.</p> <p>l. Clear fields of fire.</p> <p>17. The company elements improve fighting positions.</p> <p>a. Adjust primary fighting positions as necessary to cover the sector of fire/engagement area identified by the company commander.</p> <p>b. Establish alternate and supplemental defensive positions IAW TSOP and or as directed.</p> <p>c. Completes consolidated sector sketch cards (crews of digitally equipped vehicles prepare both hard copy and digital sketches) and forwards copy to the company commander. (Platoon leader.)</p> <p>(1) Plots grid lines.</p> <p>(2) Records individual and or vehicle positions.</p> <p>(3) Records platoon sector or engagement area.</p> <p>(4) Records TRPs (including location, range, and coverage responsibilities).</p> <p>(5) Records range lines, trigger points, break points, and other key terrain features (these may coincide).</p> <p>(6) Records locations of OPs and obstacles and designates coverage responsibilities.</p> <p>(7) Records dead space and covers with indirect fire targets.</p> <p>(8) Records indirect fire targets, including final protective fires (FPF), if allocated.</p> <p>(9) Records appropriate marginal information, including (as required) engagement criteria, effective range of available weapon systems, fire pattern, and disengagement criteria.</p> <p>*18. The company commander consolidates sketch cards and finalizes the company fire plan.</p> <p>Note: If so equipped, the company commander should plot the company fire plan on digital equipment.</p> <p>*19. As time permits, the company commander directs platoons and or elements to take additional steps to improve positions IAW deliberate occupation of a battle position.</p> <p>a. Dig firing positions.</p> <p>b. Establish communications.</p> <p>c. Emplace camouflage, alarms, and decoys.</p> <p>d. Prestock ammunition and supplies.</p> <p>e. Complete vehicle maintenance and prepare to fire checks.</p> <p>*20. The company commander adjusts readiness condition (REDCON) status IAW METT-TC factors, OPORD or FRAGO, and TSOP using FBCB2, FM, or other tactical means.</p> <p>a. Assesses readiness requirements based on tactical situation and METT-TC factors.</p> <p>b. Directs company to assume appropriate REDCON level.</p> <p>*21. The company commander coordinates and or synchronizes actions of subordinate elements.</p>		

TASK STEPS AND PERFORMANCE MEASURES	GO	NO-GO
*22. The company commander uses FRAGOs as necessary to redirect actions of subordinate elements. 23. The company conducts the defense. a. Scans sector of responsibility. b. Reports to commander using FBCB2, FM, or other tactical means and takes one of the following actions IAW commander's intent and or OPORD or FRAGO. c. Engages enemy forces using direct fires until enemy is destroyed or an order to cease fire is received. d. Displaces as required. 24. The company consolidates and reorganizes as necessary. 25. The company secures enemy prisoners of war (EPW) as required. 26. The company treats and evacuates casualties. 27. The company processes captured documents and or equipment as required. 28. The company continues operations as directed.		

TASK PERFORMANCE/EVALUATION SUMMARY BLOCK							
ITERATION	1	2	3	4	5	M	TOTAL
TOTAL TASK STEPS EVALUATED							
TOTAL TASK STEPS "GO"							
TRAINING STATUS "GO"/"NO-GO"							

"*" indicates a leader task step.

SUPPORTING INDIVIDUAL TASKS: NONE

SUPPORTING COLLECTIVE TASKS

Task Number	Task Title	References
07-2-1306-A	Conduct Operations during Limited Visibility (Antiarmor/Infantry Company)	ARTEP 7-10-MTP
07-2-2018	Conduct an Area or Zone Reconnaissance (Infantry Company)	ARTEP 7-91-MTP ARTEP 7-10-MTP
07-2-2027	Establish Observation Posts (Infantry Company)	ARTEP 7-12-MTP ARTEP 7-10-MTP
07-2-2072	Report Tactical Information (Infantry Company)	ARTEP 7-12-MTP ARTEP 7-10-MTP
07-2-3036	Integrate Indirect Fire Support (Infantry Company)	ARTEP 7-12-MTP ARTEP 7-10-MTP
07-2-4000	Conduct Resupply Operations (Antiarmor/Infantry Company)	ARTEP 7-12-MTP ARTEP 7-10-MTP

SUPPORTING COLLECTIVE TASKS

Task Number	Task Title	References
07-2-4045	Process Captured Documents and Equipment (Infantry Company)	ARTEP 7-12-MTP ARTEP 7-91-MTP ARTEP 7-10-MTP
07-2-4063	Treat and Evacuate Casualties (Antiarmor/ Infantry Company)	ARTEP 7-12-MTP ARTEP 7-10-MTP
07-2-5009	Conduct a Rehearsal (Infantry Company)	ARTEP 7-12-MTP ARTEP 7-91-MTP ARTEP 7-10-MTP
07-2-5027	Conduct Consolidation and Reorganization (Infantry Company)	ARTEP 7-12-MTP ARTEP 7-10-MTP
07-2-5063	Conduct Risk Management (Infantry Company)	ARTEP 7-12-MTP ARTEP 7-10-MTP
07-2-5081	Conduct Troop-leading Procedures (Infantry Company)	ARTEP 7-12-MTP ARTEP 7-10-MTP
07-2-5135	Operate a Command Post (Antiarmor/ Infantry Company)	ARTEP 7-12-MTP ARTEP 7-10-MTP
07-2-5153	Prepare for Combat (Infantry Company)	ARTEP 7-12-MTP ARTEP 7-91-MTP ARTEP 7-10-MTP
07-2-6063	Maintain Operations Security (Infantry Company)	ARTEP 7-12-MTP ARTEP 7-10-MTP
07-3-1054	Conduct a Defense (Infantry Platoon/Squad)	ARTEP 7-12-MTP ARTEP 7-5-MTP
07-3-1063	Conduct a Delay (Infantry Platoon/Squad)	ARTEP 7-7J-MTP ARTEP 7-8-MTP ARTEP 7-5-MTP ARTEP 7-7J-MTP
07-3-1072	Conduct a Disengagement (Infantry/ Reconnaissance Platoon/Squad)	ARTEP 7-8-MTP ARTEP 7-4-MTP
07-3-1153	Conduct a Security Patrol (Infantry/ Reconnaissance Platoon/Squad)	ARTEP 7-5-MTP ARTEP 7-7J-MTP ARTEP 7-8-MTP ARTEP 7-92-MTP ARTEP 7-4-MTP
07-3-1162	Conduct a Strongpoint Defense of a Building (Infantry Platoon/Squad)	ARTEP 7-5-MTP ARTEP 7-7J-MTP ARTEP 7-8-MTP ARTEP 7-92-MTP ARTEP 7-5-MTP
		ARTEP 7-7J-MTP ARTEP 7-8-MTP

SUPPORTING COLLECTIVE TASKS

Task Number	Task Title	References
07-3-1234	Conduct Operations during Limited Visibility (Antiarmor/Infantry/Mortar/Reconnaissance Platoon/Squad)	ARTEP 7-91-MTP
07-3-1252	Conduct Overwatch and or Support by Fire (Antiarmor/Infantry Platoon/Squad)	ARTEP 7-5-MTP ARTEP 7-7J-MTP ARTEP 7-8-MTP ARTEP 7-91-MTP ARTEP 7-4-MTP
07-3-1270	Conduct Tactical Movement (Mounted or Dismounted) (Antiarmor/Infantry/Mortar/Reconnaissance Platoon/Squad)	ARTEP 7-5-MTP ARTEP 7-7J-MTP ARTEP 7-8-MTP ARTEP 7-90-MTP ARTEP 7-91-MTP ARTEP 7-92-MTP ARTEP 7-4-MTP
07-3-1315	Employ Protective Obstacles (Antiarmor/Infantry/Mortar/Reconnaissance Platoon/Squad)	ARTEP 7-5-MTP ARTEP 7-7J-MTP ARTEP 7-8-MTP ARTEP 7-90-MTP ARTEP 7-91-MTP ARTEP 7-92-MTP ARTEP 7-4-MTP
07-3-2018	Establish an Observation Post (Antiarmor/Infantry/Reconnaissance Platoon/Squad)	ARTEP 7-5-MTP ARTEP 7-7J-MTP ARTEP 7-8-MTP ARTEP 7-91-MTP ARTEP 7-92-MTP ARTEP 7-4-MTP
07-3-2054	Report Tactical Information (Infantry/Mortar/Reconnaissance Platoon/Squad)	ARTEP 7-5-MTP ARTEP 7-7J-MTP ARTEP 7-8-MTP ARTEP 7-90-MTP ARTEP 7-92-MTP ARTEP 7-4-MTP
07-3-3009	Employ Fire Support (Infantry/Reconnaissance Platoon/Squad)	ARTEP 7-5-MTP ARTEP 7-7J-MTP ARTEP 7-8-MTP ARTEP 7-92-MTP ARTEP 7-4-MTP
07-3-4000	Destroy Unit Vehicles and Equipment (Antiarmor/Infantry/Mortar/Reconnaissance Platoon/Squad)	ARTEP 7-5-MTP ARTEP 7-7J-MTP ARTEP 7-90-MTP ARTEP 7-91-MTP

ARTEP 7-12-MTP

SUPPORTING COLLECTIVE TASKS

Task Number	Task Title	References
07-3-4009	Handle Enemy Prisoners of War (Infantry/ Mortar/Reconnaissance Platoon/Squad)	ARTEP 7-4-MTP ARTEP 7-5-MTP ARTEP 7-7J-MTP ARTEP 7-8-MTP ARTEP 7-90-MTP ARTEP 7-92-MTP
07-3-4018	Perform Resupply Operations (Antiarmor/ Infantry/Mortar/Reconnaissance Platoon/Squad)	ARTEP 7-4-MTP ARTEP 7-5-MTP ARTEP 7-7J-MTP ARTEP 7-8-MTP ARTEP 7-90-MTP ARTEP 7-91-MTP ARTEP 7-92-MTP
07-3-4027	Process Captured Documents and Equipment (Infantry/Mortar/Reconnaissance Platoon/Squad)	ARTEP 7-4-MTP ARTEP 7-5-MTP ARTEP 7-7J-MTP ARTEP 7-8-MTP ARTEP 7-90-MTP ARTEP 7-92-MTP
07-3-4045	Treat and Evacuate Casualties (Infantry/ Mortar/Reconnaissance Platoon/Squad)	ARTEP 7-4-MTP ARTEP 7-5-MTP ARTEP 7-7J-MTP ARTEP 7-8-MTP ARTEP 7-90-MTP ARTEP 7-92-MTP
07-3-5000	Conduct a Rehearsal (Infantry/Mortar/ Reconnaissance Platoon/Squad)	ARTEP 7-4-MTP ARTEP 7-5-MTP ARTEP 7-7J-MTP ARTEP 7-8-MTP ARTEP 7-90-MTP ARTEP 7-92-MTP
07-3-5009	Conduct Consolidation and Reorganization (Infantry/Reconnaissance Platoon/Squad)	ARTEP 7-4-MTP ARTEP 7-5-MTP ARTEP 7-7J-MTP ARTEP 7-8-MTP ARTEP 7-92-MTP
07-3-5027	Conduct Risk Management (Infantry/Mortar/ Reconnaissance Platoon/Squad)	ARTEP 7-4-MTP ARTEP 7-5-MTP ARTEP 7-7J-MTP ARTEP 7-8-MTP ARTEP 7-90-MTP ARTEP 7-92-MTP

SUPPORTING COLLECTIVE TASKS

Task Number	Task Title	References
07-3-5036	Conduct Troop-leading Procedures (Infantry/Mortar/Reconnaissance Platoon/Squad)	ARTEP 7-4-MTP ARTEP 7-5-MTP ARTEP 7-7J-MTP ARTEP 7-8-MTP ARTEP 7-90-MTP ARTEP 7-92-MTP
07-3-5081	Prepare for Combat (Infantry/Mortar/ Reconnaissance Platoon/Squad)	ARTEP 7-4-MTP ARTEP 7-5-MTP ARTEP 7-7J-MTP ARTEP 7-8-MTP ARTEP 7-90-MTP ARTEP 7-92-MTP
07-3-6027	Maintain Operations Security (Infantry/ Mortar/Reconnaissance Platoon/Squad)	ARTEP 7-4-MTP ARTEP 7-5-MTP ARTEP 7-7J-MTP ARTEP 7-8-MTP ARTEP 7-90-MTP ARTEP 7-92-MTP

OPFOR TASKS AND STANDARDS

TASK: Conduct Reconnaissance (07-OPFOR-0010)

CONDITION: The OPFOR is conducting operations independently or as part of a larger force. The OPFOR is directed to obtain tactical information pertaining to enemy's location, disposition, intent, and or activities. All assigned OPFOR equipment and personnel are available. The OPFOR has engineer support available.

STANDARD: The OPFOR conducts the reconnaissance mission by penetrating the enemy's outposts with mounted or dismounted patrols, and obtaining and reporting required information IAW the OPORD and or commander's guidance. The OPFOR maintains focus; continuity; aggressiveness; timeliness; camouflage, concealment, and deception; accuracy; and reliability. The OPFOR reconnaissance elements complete the reconnaissance mission undetected.

Note: During training exercises, the enemy unit commander or leader should select the size of the OPFOR element based on threat doctrine.

TASK: Conduct an Attack (07-OPFOR-0012)

CONDITION: The OPFOR is conducting operations independently or as part of a larger force. The OPFOR has determined that the enemy element is occupying defensive positions, conducting convoy operations, occupying an assembly or rear area, or is otherwise susceptible to attack. All assigned enemy equipment and personnel are available. Indirect fire support is available.

STANDARD: The OPFOR conducts an attack IAW the OPORD and or commander's guidance. The OPFOR executes the attack by completely neutralizing, destroying, deceiving, or disrupting the enemy element at the designated time and location specified in the operation order and or commander's guidance.

ARTEP 7-12-MTP

Note: During training exercises, the enemy commander or leader should select the size of the OPFOR element based on threat doctrine.

ELEMENT: RIFLE CO INF BN (BCT)

TASK: Conduct a Delay (Antiarmor/Infantry Company) (07-2-1054)

(FM 7-10)	(FM 100-55)	(FM 101-5)
(FM 101-5-1)	(FM 101-5-2)	(FM 20-3)
(FM 20-32)	(FM 21-10)	(FM 21-60)
(FM 24-35)	(FM 24-35-1)	(FM 7-12 (3-21.11))
(FM 7-85)	(FM 90-2)	

ITERATION: 1 2 3 4 5 M (Circle)

COMMANDER/LEADER ASSESSMENT: T P U (Circle)

CONDITIONS: The company is conducting operations as part of a higher headquarters and has received an operation order (OPORD) or fragmentary order (FRAGO) to delay the enemy for a specific time. The enemy can attack by air, indirect fire, and ground (mounted or dismounted). All necessary personnel and equipment are available. The company has communications with higher, adjacent, and subordinate elements. The company has been provided guidance on the rules of engagement (ROE) and rules of interaction (ROI). Coalition forces and noncombatants may be present in the operational environment. Some iterations of this task should be conducted during limited visibility conditions. Some iterations of this task should be performed in MOPP4.

TASK STANDARDS: The company conducts the delay in accordance with (IAW) the tactical standing operating procedures (TSOP), the order, and or commander's guidance. The company occupies initial delay positions, forces the enemy to slow his advance, complies with all control measures, and disengages from the enemy as directed. The company does not become decisively engaged. The company complies with the ROE and ROI.

TASK STEPS AND PERFORMANCE MEASURES	GO	NO-GO
<ul style="list-style-type: none"> * 1. Company leaders gain and or maintain situational understanding using information that is gathered from force XXI battle command brigade and below (FBCB2), frequency modulated (FM) communications, maps, intelligence summaries, situation reports (SITREPs), and other available information sources. 2. Company commander receives an OPORD or FRAGO and issues warning order (WARNO) to the company using FBCB2, FM, or other tactical means. * 3. Company commander confirms friendly and enemy situations. <ul style="list-style-type: none"> a. Receives an updated digital report showing the location of forward and adjacent friendly elements, if applicable. b. Receives an updated enemy situational template for added fratricide prevention and increased force protection, if applicable. c. Clarifies priority intelligence requirement (PIR) requirements, if any. d. Confirms any changes to the company team and company task or purpose. e. Confirms any changes to the scheme of maneuver. * 4. Company commander plans using troop-leading procedures. <ul style="list-style-type: none"> a. Conducts analysis based on factors of mission, enemy, terrain and weather, troops and support available, time available, and civil considerations (METT-TC). <ul style="list-style-type: none"> (1) Considers the enemy's capabilities, likely courses of action (COAs), and specific weapons capabilities. b. Conducts a digital and or conventional map reconnaissance. <ul style="list-style-type: none"> (1) Identifies initial and subsequent delay positions. (2) Identifies general routes between delay positions. 		

TASK STEPS AND PERFORMANCE MEASURES	GO	NO-GO
<ul style="list-style-type: none"> (3) Identifies tentative, security, support by fire, and assault positions, if required. (4) Identifies likely enemy avenues of approach. (5) Identifies evacuation routes. (6) Marks tentative dismount points on digital and conventional maps as appropriate. c. Obtains graphics and overlays for the mission. d. Plans and coordinates indirect fire support and or close air support, if available. <ul style="list-style-type: none"> (1) Incorporates the higher headquarters fire plan in his plan. e. Identifies direct fire responsibilities. f. Develops control measures. <ul style="list-style-type: none"> (1) Includes company-level phase lines and graphics. g. Establishes the disengagement criteria. h. Plans obstacles to slow the enemy advance. i. Plans for possible offensive operations. j. Coordinates and synchronizes activities within each battlefield operating system (BOS). k. Organizes the company as necessary to accomplish the mission and or compensate for combat losses. l. Addresses actions on chance contact with the enemy. 5. Company commander disseminates digital reports (if applicable), overlays, and other pertinent information to each platoon to keep them abreast of the situation. 6. Company commander issues orders and instructions to include ROE and or ROI. <ul style="list-style-type: none"> a. Issues clear and concise taskings to platoons and or elements. 7. Company conducts a rehearsal. * 8. Company commander issues a FRAGO, as necessary, to address changes to the plan identified during the rehearsal. 9. Company enters way points into position navigation equipment to aid navigation. 10. Company prepares for the delay. <ul style="list-style-type: none"> a. Conducts a reconnaissance and marks general routes between delay positions. <ul style="list-style-type: none"> (1) Selects security, support, and assault positions, if required. (2) Leaves security at initial delay positions. (3) Verifies and updates intelligence information. b. Prepares and marks routes and subsequent positions. c. Constructs a series of alternate fighting positions. d. Prestocks supplies, fuel, and ammunition in designated positions as required. e. Constructs obstacles as needed. f. Evacuates all unneeded personnel, supplies, and equipment. g. Destroys unneeded supplies and equipment that cannot be evacuated. *11. Company commander coordinates and or synchronizes actions of subordinate elements. *12. Company commander uses FRAGOs as necessary to redirect actions of subordinate elements. 13. Company conducts the delay. 		

TASK STEPS AND PERFORMANCE MEASURES	GO	NO-GO
a. Occupies initial delay positions IAW the OPORD and or guidance from higher headquarters. b. Forces the enemy to slow his advance by forcing him to repeatedly deploy for the attack. c. Employs one or more of the following: (1) Ambushes. (2) Snipers. (3) Obstacles. (4) Minefields (to include phony minefields). (5) Direct and indirect fires. d. Complies with all control measures and time constraints specified in the OPORD. e. Implements the fire support plan. Note: The company commander may direct platoons to attack or assault as part of a company counterattack, based on battalion orders, the battalion commander's intent, and the current situation. 14. Company does not become decisively engaged. a. Disengages from the enemy and withdraws to new positions prior to enemy assault. b. Continues the delaying action until the company reaches its final battle position or until mission is altered by higher headquarters. 15. Reports to higher headquarters using FBCB2, FM, or other tactical means as required. 16. Company consolidates and reorganizes as necessary. 17. Company secures enemy prisoners of war (EPW) as required. 18. Company processes captured documents and or equipment as required. 19. Company continues operations as directed.		

TASK PERFORMANCE/EVALUATION SUMMARY BLOCK							
ITERATION	1	2	3	4	5	M	TOTAL
TOTAL TASK STEPS EVALUATED							
TOTAL TASK STEPS "GO"							
TRAINING STATUS "GO"/"NO-GO"							

"*" indicates a leader task step.

SUPPORTING INDIVIDUAL TASKS: NONE

SUPPORTING COLLECTIVE TASKS

Task Number	Task Title	References
07-2-1306-A	Conduct Operations during Limited Visibility (Antiarmor/Infantry Company)	ARTEP 7-10-MTP
07-2-1315	Conduct Patrol Operations (Infantry Company)	ARTEP 7-91-MTP ARTEP 7-10-MTP ARTEP 7-12-MTP

SUPPORTING COLLECTIVE TASKS

Task Number	Task Title	References
07-2-1342	Conduct Tactical Movement (Infantry Company)	ARTEP 7-10-MTP
07-2-1396	Employ Obstacles (Infantry Company)	ARTEP 7-12-MTP ARTEP 7-10-MTP
07-2-2018	Conduct an Area or Zone Reconnaissance (Infantry Company)	ARTEP 7-12-MTP ARTEP 7-10-MTP
07-2-2072	Report Tactical Information (Infantry Company)	ARTEP 7-12-MTP ARTEP 7-10-MTP
07-2-3036	Integrate Indirect Fire Support (Infantry Company)	ARTEP 7-12-MTP ARTEP 7-10-MTP
07-2-4027	Handle Enemy Prisoners of War (Infantry Company)	ARTEP 7-12-MTP ARTEP 7-10-MTP
07-2-4045	Process Captured Documents and Equipment (Infantry Company)	ARTEP 7-12-MTP ARTEP 7-10-MTP
07-2-4063	Treat and Evacuate Casualties (Antiarmor/Infantry Company)	ARTEP 7-12-MTP ARTEP 7-10-MTP
07-2-5009	Conduct a Rehearsal (Infantry Company)	ARTEP 7-12-MTP ARTEP 7-91-MTP ARTEP 7-10-MTP
07-2-5027	Conduct Consolidation and Reorganization (Infantry Company)	ARTEP 7-12-MTP ARTEP 7-10-MTP
07-2-5063	Conduct Risk Management (Infantry Company)	ARTEP 7-12-MTP ARTEP 7-10-MTP
07-2-5081	Conduct Troop-leading Procedures (Infantry Company)	ARTEP 7-12-MTP ARTEP 7-10-MTP
07-2-5153	Prepare for Combat (Infantry Company)	ARTEP 7-12-MTP ARTEP 7-10-MTP
07-2-6063	Maintain Operations Security (Infantry Company)	ARTEP 7-12-MTP ARTEP 7-10-MTP
07-3-1063	Conduct a Delay (Infantry Platoon/Squad)	ARTEP 7-12-MTP ARTEP 7-5-MTP ARTEP 7-7J-MTP
07-3-1072	Conduct a Disengagement (Infantry/Reconnaissance Platoon/Squad)	ARTEP 7-8-MTP ARTEP 7-4-MTP
07-3-1153	Conduct a Security Patrol (Infantry/Reconnaissance Platoon/Squad)	ARTEP 7-5-MTP ARTEP 7-7J-MTP ARTEP 7-8-MTP ARTEP 7-92-MTP ARTEP 7-4-MTP
		ARTEP 7-5-MTP ARTEP 7-7J-MTP

SUPPORTING COLLECTIVE TASKS

Task Number	Task Title	References
07-3-1189	Conduct Actions at Danger Areas (Infantry/Reconnaissance Platoon)	ARTEP 7-8-MTP ARTEP 7-92-MTP ARTEP 7-4-MTP ARTEP 7-5-MTP ARTEP 7-7J-MTP ARTEP 7-8-MTP ARTEP 7-92-MTP
07-3-1234	Conduct Operations during Limited Visibility (Antiarmor/Infantry/Mortar/Reconnaissance Platoon/Squad)	ARTEP 7-91-MTP
07-3-1252	Conduct Overwatch and or Support by Fire (Antiarmor/Infantry Platoon/Squad)	ARTEP 7-5-MTP ARTEP 7-7J-MTP ARTEP 7-8-MTP ARTEP 7-91-MTP
07-3-1270	Conduct Tactical Movement (Mounted or Dismounted) (Antiarmor/Infantry/Mortar/Reconnaissance Platoon/Squad)	ARTEP 7-4-MTP ARTEP 7-5-MTP ARTEP 7-7J-MTP ARTEP 7-8-MTP ARTEP 7-90-MTP ARTEP 7-91-MTP ARTEP 7-92-MTP
07-3-1315	Employ Protective Obstacles (Antiarmor/Infantry/Mortar/Reconnaissance Platoon/Squad)	ARTEP 7-4-MTP ARTEP 7-5-MTP ARTEP 7-7J-MTP ARTEP 7-8-MTP ARTEP 7-90-MTP ARTEP 7-91-MTP ARTEP 7-92-MTP
07-3-1432	Take Action on Contact (Infantry/Mortar/Reconnaissance Platoon/Squad)	ARTEP 7-4-MTP ARTEP 7-5-MTP ARTEP 7-7J-MTP ARTEP 7-8-MTP ARTEP 7-90-MTP ARTEP 7-92-MTP
07-3-2000	Conduct a Route Reconnaissance (Infantry/Reconnaissance Platoon/Squad)	ARTEP 7-4-MTP ARTEP 7-5-MTP ARTEP 7-7J-MTP ARTEP 7-8-MTP ARTEP 7-92-MTP
07-3-2009	Conduct an Area or Zone Reconnaissance (Infantry/Reconnaissance Platoon/Squad)	ARTEP 7-4-MTP ARTEP 7-5-MTP ARTEP 7-7J-MTP ARTEP 7-8-MTP ARTEP 7-92-MTP

SUPPORTING COLLECTIVE TASKS

Task Number	Task Title	References
07-3-2018	Establish an Observation Post (Antiarmor/Infantry/Reconnaissance Platoon/Squad)	ARTEP 7-4-MTP ARTEP 7-5-MTP ARTEP 7-7J-MTP ARTEP 7-8-MTP ARTEP 7-91-MTP ARTEP 7-92-MTP
07-3-4000	Destroy Unit Vehicles and Equipment (Antiarmor/Infantry/Mortar/Reconnaissance Platoon/Squad)	ARTEP 7-4-MTP ARTEP 7-5-MTP ARTEP 7-7J-MTP ARTEP 7-90-MTP ARTEP 7-91-MTP
07-3-4009	Handle Enemy Prisoners of War (Infantry/Mortar/Reconnaissance Platoon/Squad)	ARTEP 7-4-MTP ARTEP 7-5-MTP ARTEP 7-7J-MTP ARTEP 7-8-MTP ARTEP 7-90-MTP ARTEP 7-92-MTP
07-3-4018	Perform Resupply Operations (Antiarmor/ Infantry/Mortar/Reconnaissance Platoon/Squad)	ARTEP 7-4-MTP ARTEP 7-5-MTP ARTEP 7-7J-MTP ARTEP 7-8-MTP ARTEP 7-90-MTP ARTEP 7-91-MTP ARTEP 7-92-MTP
07-3-4027	Process Captured Documents and Equipment (Infantry/Mortar/Reconnaissance Platoon/Squad)	ARTEP 7-4-MTP ARTEP 7-5-MTP ARTEP 7-7J-MTP ARTEP 7-8-MTP ARTEP 7-90-MTP ARTEP 7-92-MTP
07-3-4036	Secure Civilians During Operations (Infantry/Reconnaissance Platoon/Squad)	ARTEP 7-4-MTP ARTEP 7-5-MTP ARTEP 7-7J-MTP ARTEP 7-8-MTP ARTEP 7-92-MTP
07-3-4045	Treat and Evacuate Casualties (Infantry/ Mortar/Reconnaissance Platoon/Squad)	ARTEP 7-4-MTP ARTEP 7-5-MTP ARTEP 7-7J-MTP ARTEP 7-8-MTP ARTEP 7-90-MTP ARTEP 7-92-MTP

SUPPORTING COLLECTIVE TASKS

Task Number	Task Title	References
07-3-5000	Conduct a Rehearsal (Infantry/Mortar/Reconnaissance Platoon/Squad)	ARTEP 7-4-MTP ARTEP 7-5-MTP ARTEP 7-7J-MTP ARTEP 7-8-MTP ARTEP 7-90-MTP ARTEP 7-92-MTP
07-3-5009	Conduct Consolidation and Reorganization (Infantry/Reconnaissance Platoon/Squad)	ARTEP 7-4-MTP ARTEP 7-5-MTP ARTEP 7-7J-MTP ARTEP 7-8-MTP ARTEP 7-92-MTP
07-3-5027	Conduct Risk Management (Infantry/Mortar/Reconnaissance Platoon/Squad)	ARTEP 7-4-MTP ARTEP 7-5-MTP ARTEP 7-7J-MTP ARTEP 7-8-MTP ARTEP 7-90-MTP ARTEP 7-92-MTP
07-3-5036	Conduct Troop-leading Procedures (Infantry/Mortar/Reconnaissance Platoon/Squad)	ARTEP 7-4-MTP ARTEP 7-5-MTP ARTEP 7-7J-MTP ARTEP 7-8-MTP ARTEP 7-90-MTP ARTEP 7-92-MTP
07-3-5081	Prepare for Combat (Infantry/Mortar/Reconnaissance Platoon/Squad)	ARTEP 7-4-MTP ARTEP 7-5-MTP ARTEP 7-7J-MTP ARTEP 7-8-MTP ARTEP 7-90-MTP ARTEP 7-92-MTP

OPFOR TASKS AND STANDARDS

TASK: Conduct an Attack (07-OPFOR-0012)

CONDITION: The OPFOR is conducting operations independently or as part of a larger force. The OPFOR has determined that the enemy element is occupying defensive positions, conducting convoy operations, occupying an assembly or rear area, or is otherwise susceptible to attack. All assigned enemy equipment and personnel are available. Indirect fire support is available.

STANDARD: The OPFOR conducts an attack IAW the OPORD and or commander's guidance. The OPFOR executes the attack by completely neutralizing, destroying, deceiving, or disrupting the enemy element at the designated time and location specified in the operation order and or commander's guidance.

Note: During training exercises, the enemy commander or leader should select the size of the OPFOR element based on threat doctrine.

ARTEP 7-12-MTP

TASK: Conduct a Raid (07-OPFOR-0013)

CONDITION: The OPFOR is conducting operations independently or as part of a larger force. The OPFOR is occupying an objective rally point with orders to conduct a raid against the enemy elements. All assigned OPFOR equipment and personnel are available. The OPFOR has indirect fire support available.

STANDARD: The OPFOR executes the raid IAW the OPORD and or commander's guidance. The OPFOR uses surprise, firepower, and maneuver to destroy enemy positions, capture prisoners, capture equipment, or free prisoners friendly to the OPFOR. The OPFOR avoids decisive engagement and withdraws all personnel from the objectives within the specified time. The OPFOR obtain all required priority intelligence requirements.

Note: During training exercises, the enemy commander or leader should select the size of the OPFOR element based on threat doctrine.

TASK: Execute Actions on Contact (07-OPFOR-0015)

CONDITION: The OPFOR is conducting offensive operations independently or as part of a larger force. The OPFOR makes contact with the enemy by receipt of direct fires, indirect fires, or direct observation. All assigned OPFOR equipment and personnel are available. The OPFOR has indirect fire, close air, and engineer support available.

STANDARD: The OPFOR executes actions on contact IAW the OPORD and or commander's guidance. The OPFOR conducts fire and maneuver to rapidly rout the enemy, seize the initiative, and create advantageous conditions for subsequent operations.

Note: During training exercises, the enemy commander or leader should select the size of the OPFOR element based on threat doctrine.

TASK: Conduct Sniper Operations (07-OPFOR-0017)

CONDITION: The OPFOR is conducting operations independently or as part of a larger force and is ordered to conduct sniper operations against the enemy elements. The enemy elements are occupying an assembly area, conducting tactical movement, conducting a tactical road march, or are otherwise susceptible to a sniper attack. All assigned OPFOR equipment and personnel are available.

STANDARD: The OPFOR conducts sniper operations IAW the OPORD and or commander's guidance. The OPFOR snipers set up well-concealed locations and engage the enemy personnel with short bursts of semiautomatic fire. The OPFOR snipers delay or disrupt the enemy activities and or kill the enemy personnel. The OPFOR snipers prevent their position from being discovered. The OPFOR snipers report all specified intelligence requirements to higher HQ.

Note: During training exercises, the enemy commander or leader should select the size of the OPFOR element based on threat doctrine.

TASK: Conduct an Ambush (07-OPFOR-0025)

CONDITION: The OPFOR is conducting operations independently or as part of a larger force. The OPFOR is directed to conduct an ambush along a suspected enemy route or avenue of approach. All assigned OPFOR equipment and personnel are available. The OPFOR has indirect fire support available.

STANDARD: The OPFOR conducts the ambush IAW the OPORD and or commander's guidance. The OPFOR conducts aggressive maneuver from concealed positions and delivers accurate coordinated fires to kill or capture enemy personnel and destroy, disable, or capture the enemy's equipment and supplies. The OPFOR withdraws from the ambush site, reorganizes and consolidates, and continues with follow-on mission.

Note: During training exercises, the enemy commander or leader should select the size of the OPFOR element based on threat doctrine.

TASK: Conduct Air Attack (07-OPFOR-0029)

CONDITION: The OPFOR is conducting offensive operations independently or as part of a larger force. The enemy positions, formations, or soldiers have been identified and are susceptible to air attack. All necessary personnel and equipment are available. The OPFOR fixed-wing combat aircraft and attack helicopters are available to provide aerial fire support to ground maneuver forces.

STANDARD: The OPFOR executes the air attack using fixed- and rotor-winged aircraft IAW the OPORD and or commander's guidance. The enemy positions, formations, and or soldiers are destroyed, delayed, or forced to retreat.

Note: During training exercises, the enemy commander or leader should select the size of the OPFOR element based on threat doctrine.

TASK: Employ Deception Measures (07-OPFOR-0030)

CONDITION: The OPFOR is conducting operations independently or as part of a larger force. The OPFOR is ordered to employ deception measures to confuse the enemy and to prevent the enemy from determining the OPFOR intentions or activities. All assigned OPFOR equipment and personnel are available. The OPFOR has indirect fire, close air, and engineer support available.

STANDARD: The OPFOR employs deception measures IAW the OPORD and or commander's guidance. The OPFOR constructs dummy positions; simulates troop movements by such means as use of civilian vehicles to portray movement to radar or marching refugees to portray movement of troops in the rear; conducts feints or demonstrations; employs manipulative, simulative, and imitative deception electronic measures; and or avoids patterns or obvious movements that reveal the time or intent of an operation.

Note: During training exercises, the enemy commander or leader should select the size of the OPFOR element based on threat doctrine.

TASK STEPS AND PERFORMANCE MEASURES	GO	NO-GO
<p>f. Determines special requirements or constraints.</p> <p>g. Coordinates necessary passages of lines.</p> <p>h. Coordinates battle handover between the guard force and the protected force.</p> <p>* 4. Company commander plans using troop-leading procedures.</p> <p>a. Conducts analysis based on factors of mission, enemy, terrain and weather, troops and support available, time available, and civil considerations (METT-TC).</p> <p>(1) Considers the enemy's capabilities, likely courses of action (COAs), and specific weapons capabilities.</p> <p>b. Conducts a digital and or conventional map reconnaissance.</p> <p>(1) Marks general trace, orientation, lateral and rear boundaries, and named areas of interest (NAI).</p> <p>(2) Marks current and subsequent locations of the protected force.</p> <p>(3) Identifies tentative defensive positions and or observation posts (OPs) positions.</p> <p>(4) Identifies routes to and from defensive positions and or OPs.</p> <p>(5) Identifies target reference points (TRPs).</p> <p>(6) Identifies likely enemy avenues of approach.</p> <p>(7) Marks tentative dismount points, if required.</p> <p>c. Confirms priorities.</p> <p>d. Prioritizes assigned tasks, as necessary.</p> <p>e. Plans and coordinates indirect fire support and or close air support, if available.</p> <p>f. Identifies direct fire responsibilities.</p> <p>g. Plans the integration of direct and indirect fires IAW higher headquarters' fire support plan.</p> <p>h. Establishes fire control measures IAW OPORD and or FRAGO.</p> <p>i. Identifies engagement criteria.</p> <p>j. Identifies displacement disengagement criteria.</p> <p>k. Coordinates with attached and or supporting maneuver, CS, and CSS assets and incorporates them into the guard mission as required.</p> <p>l. Task-organizes the company's organic and nonorganic elements to best accomplish the higher commander's intent.</p> <p>(1) Designates a surveillance element.</p> <p>(2) Designates an attack element.</p> <p>m. Designates mounted and or dismounted OP positions to cover NAIs and avenues of approach, as necessary.</p> <p>n. Plans use of sensor surveillance assets to augment mounted and or dismounted OPs, as necessary.</p> <p>o. Develops reconnaissance plan IAW OPORD and or FRAGO, ROE, and or higher and or protected commander's guidance.</p> <p>p. Coordinates and synchronizes activities within each battlefield operating system (BOS).</p> <p>q. Develops movement plan.</p> <p>r. Plans and coordinates CSS.</p> <p>s. Addresses actions on chance contact with the enemy.</p> <p>* 5. Company commander disseminates reports, overlays, and other pertinent information to each subordinate element to keep them abreast of the situation.</p> <p>* 6. Company commander issues orders and instructions to include ROE and or ROI.</p> <p>a. Issues clear and concise taskings to platoons and or elements.</p> <p>7. Company conducts a rehearsal.</p>		

TASK STEPS AND PERFORMANCE MEASURES	GO	NO-GO
<p>* 8. Company commander or designated representative and reconnaissance element conducts the reconnaissance based on factors of METT-TC.</p> <ul style="list-style-type: none"> a. Enters way points for line of departure (LD), checkpoints, guard line, OPs, and or routes into position navigation (POSNAV) equipment. b. Conducts a passage of lines, if required. c. Pinpoints company positions. d. Establishes security, if required. e. Verifies and updates intelligence information. f. Leaves a surveillance team to observe positions, if required. g. Returns to company position. <p>9. Company elements move to and occupy initial guard positions.</p> <ul style="list-style-type: none"> a. Enter way points for line of departure (LD), checkpoints, guard line, OPs, and or routes into position navigation (POSNAV) equipment. b. Establish local security. c. Prepare fighting positions as the situation allows and as required. d. Employ mounted and or dismounted OPs to ensure effective surveillance of designated NAIs. e. Establish a guard line, consisting of mounted and dismounted OPs, that provides the protected force with adequate early warning. f. Establish mounted and or dismounted patrols to cover gaps or critical areas not observed by OPs. g. Deploy other maneuver elements as necessary. <ul style="list-style-type: none"> (1) Deploy elements to hide positions, attack by fire positions, and or battle positions (BPs) to destroy enemy reconnaissance elements. (2) Deploy elements to defensive or delay positions to prepare for actions against enemy security and main body elements. <p>*10. Company commander controls the guard mission.</p> <ul style="list-style-type: none"> a. Coordinates and or synchronizes actions of subordinate elements. b. Positions himself where he can best control subordinate elements. c. Directs elements to move, on order, to successive screen and or phase lines. d. Directs elements to move IAW OPORD or TSOP. e. Uses FRAGOs and graphical control measures to direct subordinate element moves. f. Ensures elements report when they occupy a new screen line or OPs, cross phase lines, or reach march objectives. <p>11. Company executes the guard mission. (If a unit does not have the time or resources to complete any of the following tasks, it must inform the commander assigning the mission of the shortfall and request guidance on which tasks to complete or the priority of tasks.)</p> <ul style="list-style-type: none"> a. Destroys the enemy advance guard. b. Maintains contact with enemy forces and reports activity in the area of operations (AO). c. Maintains continuous surveillance of assigned avenues of approach in the AO under all visibility conditions. d. Impedes and harasses the enemy using available systems and support. e. Causes the enemy main body to deploy and then reports its direction of movement. f. Allows no enemy ground element to pass through the security area undetected and unreported. g. Destroys or causes the withdrawal of all enemy reconnaissance patrols. 		

TASK STEPS AND PERFORMANCE MEASURES	GO	NO-GO
h. Maintains contact with the main body and any other security forces operating on its flanks. i. Uses all available means at its disposal, including decisive engagement, to prevent the enemy from penetrating to a position where it could observe and engage the main body. j. Operates within the range of the main body's fire support weapons. k. Complies with the ROE and or ROI. 12. Company completes guard mission. a. Conducts battle handover with protected force and or follow-on guard force. b. Consolidates and reorganizes as necessary. c. Secures enemy prisoners of war (EPW) as required. d. Treats and evacuates casualties. e. Withdraws or displaces as directed or IAW protected force or higher headquarters commander's intent. f. Reports completion to higher headquarters commander. 13. Company processes captured documents and or equipment as required. 14. Company continues operations as directed.		

TASK PERFORMANCE/EVALUATION SUMMARY BLOCK							
ITERATION	1	2	3	4	5	M	TOTAL
TOTAL TASK STEPS EVALUATED							
TOTAL TASK STEPS "GO"							
TRAINING STATUS "GO"/"NO-GO"							

"*" indicates a leader task step.

SUPPORTING INDIVIDUAL TASKS: NONE

SUPPORTING COLLECTIVE TASKS

Task Number	Task Title	References
07-2-1108	Conduct a Passage of Lines as the Passing Unit (Infantry Company)	ARTEP 7-10-MTP
07-2-1216	Conduct a Withdrawal (Infantry Company)	ARTEP 7-12-MTP ARTEP 7-10-MTP
07-2-1243	Conduct an Ambush (Infantry Company)	ARTEP 7-12-MTP ARTEP 7-10-MTP
07-2-1306-A	Conduct Operations during Limited Visibility (Antiarmor/Infantry Company)	ARTEP 7-12-MTP ARTEP 7-10-MTP
07-2-1342	Conduct Tactical Movement (Infantry Company)	ARTEP 7-91-MTP ARTEP 7-10-MTP
07-2-1396	Employ Obstacles (Infantry Company)	ARTEP 7-12-MTP ARTEP 7-10-MTP
07-2-1468	Take Action on Contact (Infantry Company)	ARTEP 7-12-MTP ARTEP 7-10-MTP
07-2-1477	Breach an Obstacle (Infantry Company)	ARTEP 7-12-MTP ARTEP 7-10-MTP

SUPPORTING COLLECTIVE TASKS

Task Number	Task Title	References
07-2-2018	Conduct an Area or Zone Reconnaissance (Infantry Company)	ARTEP 7-12-MTP ARTEP 7-10-MTP
07-2-2072	Report Tactical Information (Infantry Company)	ARTEP 7-12-MTP ARTEP 7-10-MTP
07-2-3027	Integrate Direct Fires (Infantry Company)	ARTEP 7-12-MTP ARTEP 7-10-MTP
07-2-3036	Integrate Indirect Fire Support (Infantry Company)	ARTEP 7-12-MTP ARTEP 7-10-MTP
07-2-4027	Handle Enemy Prisoners of War (Infantry Company)	ARTEP 7-12-MTP ARTEP 7-10-MTP
07-2-4045	Process Captured Documents and Equipment (Infantry Company)	ARTEP 7-12-MTP ARTEP 7-10-MTP
07-2-4063	Treat and Evacuate Casualties (Antiarmor/Infantry Company)	ARTEP 7-12-MTP ARTEP 7-10-MTP
07-2-5009	Conduct a Rehearsal (Infantry Company)	ARTEP 7-12-MTP ARTEP 7-91-MTP ARTEP 7-10-MTP ARTEP 7-12-MTP
07-2-5027	Conduct Consolidation and Reorganization (Infantry Company)	ARTEP 7-10-MTP
07-2-5063	Conduct Risk Management (Infantry Company)	ARTEP 7-12-MTP ARTEP 7-10-MTP
07-2-5153	Prepare for Combat (Infantry Company)	ARTEP 7-12-MTP ARTEP 7-10-MTP
07-2-6063	Maintain Operations Security (Infantry Company)	ARTEP 7-12-MTP ARTEP 7-10-MTP
07-3-1027	Breach an Obstacle (Infantry Platoon/Squad)	ARTEP 7-12-MTP ARTEP 7-5-MTP
07-3-1072	Conduct a Disengagement (Infantry/Reconnaissance Platoon/Squad)	ARTEP 7-7J-MTP ARTEP 7-8-MTP ARTEP 7-4-MTP
07-3-1099	Conduct a Passage of Lines as the Passing Unit (Infantry/Mortar/Reconnaissance Platoon/Squad)	ARTEP 7-5-MTP ARTEP 7-7J-MTP ARTEP 7-8-MTP ARTEP 7-92-MTP ARTEP 7-4-MTP
		ARTEP 7-5-MTP ARTEP 7-7J-MTP ARTEP 7-8-MTP ARTEP 7-90-MTP ARTEP 7-92-MTP

SUPPORTING COLLECTIVE TASKS

Task Number	Task Title	References
07-3-1153	Conduct a Security Patrol (Infantry/ Reconnaissance Platoon/Squad)	ARTEP 7-4-MTP ARTEP 7-5-MTP ARTEP 7-7J-MTP ARTEP 7-8-MTP ARTEP 7-92-MTP
07-3-1207	Conduct an Ambush (Infantry Platoon/Squad)	ARTEP 7-5-MTP ARTEP 7-7J-MTP ARTEP 7-8-MTP
07-3-1234	Conduct Operations during Limited Visibility (Antiarmor/Infantry/Mortar/Reconnaissance Platoon/Squad)	ARTEP 7-91-MTP
07-3-1252	Conduct Overwatch and or Support by Fire (Antiarmor/Infantry Platoon/Squad)	ARTEP 7-5-MTP ARTEP 7-7J-MTP ARTEP 7-8-MTP ARTEP 7-91-MTP
07-3-1270	Conduct Tactical Movement (Mounted or Dismounted) (Antiarmor/Infantry/Mortar/ Reconnaissance Platoon/Squad)	ARTEP 7-4-MTP ARTEP 7-5-MTP ARTEP 7-7J-MTP ARTEP 7-8-MTP ARTEP 7-90-MTP ARTEP 7-91-MTP ARTEP 7-92-MTP
07-3-1315	Employ Protective Obstacles (Antiarmor/ Infantry/Mortar/Reconnaissance Platoon/Squad)	ARTEP 7-4-MTP ARTEP 7-5-MTP ARTEP 7-7J-MTP ARTEP 7-8-MTP ARTEP 7-90-MTP ARTEP 7-91-MTP ARTEP 7-92-MTP
07-3-1432	Take Action on Contact (Infantry/ Mortar/Reconnaissance Platoon/Squad)	ARTEP 7-4-MTP ARTEP 7-5-MTP ARTEP 7-7J-MTP ARTEP 7-8-MTP ARTEP 7-90-MTP ARTEP 7-92-MTP
07-3-2009	Conduct an Area or Zone Reconnaissance (Infantry/Reconnaissance Platoon/Squad)	ARTEP 7-4-MTP ARTEP 7-5-MTP ARTEP 7-7J-MTP ARTEP 7-8-MTP ARTEP 7-92-MTP
07-3-2054	Report Tactical Information (Infantry/Mortar/ Reconnaissance Platoon/Squad)	ARTEP 7-4-MTP ARTEP 7-5-MTP ARTEP 7-7J-MTP

SUPPORTING COLLECTIVE TASKS

Task Number	Task Title	References
07-3-3009	Employ Fire Support (Infantry/ Reconnaissance Platoon/Squad)	ARTEP 7-8-MTP ARTEP 7-90-MTP ARTEP 7-92-MTP ARTEP 7-4-MTP
07-3-4009	Handle Enemy Prisoners of War (Infantry/ Mortar/Reconnaissance Platoon/Squad)	ARTEP 7-5-MTP ARTEP 7-7J-MTP ARTEP 7-8-MTP ARTEP 7-92-MTP ARTEP 7-4-MTP
07-3-4027	Process Captured Documents and Equipment (Infantry/Mortar/Reconnaissance Platoon/Squad)	ARTEP 7-5-MTP ARTEP 7-7J-MTP ARTEP 7-8-MTP ARTEP 7-90-MTP ARTEP 7-92-MTP ARTEP 7-4-MTP
07-3-4045	Treat and Evacuate Casualties (Infantry/ Mortar/Reconnaissance Platoon/Squad)	ARTEP 7-5-MTP ARTEP 7-7J-MTP ARTEP 7-8-MTP ARTEP 7-90-MTP ARTEP 7-92-MTP ARTEP 7-4-MTP
07-3-5000	Conduct a Rehearsal (Infantry/ Mortar/Reconnaissance Platoon/Squad)	ARTEP 7-5-MTP ARTEP 7-7J-MTP ARTEP 7-8-MTP ARTEP 7-90-MTP ARTEP 7-92-MTP ARTEP 7-4-MTP
07-3-5009	Conduct Consolidation and Reorganization (Infantry/Reconnaissance Platoon/Squad)	ARTEP 7-5-MTP ARTEP 7-7J-MTP ARTEP 7-8-MTP ARTEP 7-90-MTP ARTEP 7-92-MTP ARTEP 7-4-MTP
07-3-5027	Conduct Risk Management (Infantry/ Mortar/Reconnaissance Platoon/Squad)	ARTEP 7-5-MTP ARTEP 7-7J-MTP ARTEP 7-8-MTP ARTEP 7-92-MTP ARTEP 7-4-MTP
		ARTEP 7-5-MTP ARTEP 7-7J-MTP ARTEP 7-8-MTP ARTEP 7-90-MTP ARTEP 7-92-MTP

SUPPORTING COLLECTIVE TASKS

Task Number	Task Title	References
07-3-5036	Conduct Troop-leading Procedures (Infantry/Mortar/Reconnaissance Platoon/Squad)	ARTEP 7-4-MTP ARTEP 7-5-MTP ARTEP 7-7J-MTP ARTEP 7-8-MTP ARTEP 7-90-MTP ARTEP 7-92-MTP
07-3-5081	Prepare for Combat (Infantry/Mortar/ Reconnaissance Platoon/Squad)	ARTEP 7-4-MTP ARTEP 7-5-MTP ARTEP 7-7J-MTP ARTEP 7-8-MTP ARTEP 7-90-MTP ARTEP 7-92-MTP
07-3-6027	Maintain Operations Security (Infantry/ Mortar/Reconnaissance Platoon/Squad)	ARTEP 7-4-MTP ARTEP 7-5-MTP ARTEP 7-7J-MTP ARTEP 7-8-MTP ARTEP 7-90-MTP ARTEP 7-92-MTP

OPFOR TASKS AND STANDARDS

TASK: Conduct Reconnaissance (07-OPFOR-0010)

CONDITION: The OPFOR is conducting operations independently or as part of a larger force. The OPFOR is directed to obtain tactical information pertaining to enemy's location, disposition, intent, and or activities. All assigned OPFOR equipment and personnel are available. The OPFOR has engineer support available.

STANDARD: The OPFOR conducts the reconnaissance mission by penetrating the enemy's outposts with mounted or dismounted patrols, and obtaining and reporting required information IAW the OPORD and or commander's guidance. The OPFOR maintains focus; continuity; aggressiveness; timeliness; camouflage, concealment, and deception; accuracy; and reliability. The OPFOR reconnaissance elements complete the reconnaissance mission undetected.

Note: During training exercises, the enemy unit commander or leader should select the size of the OPFOR element based on threat doctrine.

TASK: Conduct Counterreconnaissance (07-OPFOR-0011)

CONDITION: The OPFOR is conducting operations independently or as part of a larger force. The OPFOR is ordered to deny information to the enemy reconnaissance elements by active and passive means. All necessary personnel and equipment are available.

STANDARD: The OPFOR conducts the counterreconnaissance IAW the OPORD and or commander's guidance. The OPFOR conceals friendly information through operational security measures and engages and destroys the enemy reconnaissance elements.

ARTEP 7-12-MTP

Note: During training exercises, the enemy commander or leader should select the size of the OPFOR element based on threat doctrine.

TASK: Conduct an Attack (07-OPFOR-0012)

CONDITION: The OPFOR is conducting operations independently or as part of a larger force. The OPFOR has determined that the enemy element is occupying defensive positions, conducting convoy operations, occupying an assembly or rear area, or is otherwise susceptible to attack. All assigned enemy equipment and personnel are available. Indirect fire support is available.

STANDARD: The OPFOR conducts an attack IAW the OPORD and or commander's guidance. The OPFOR executes the attack by completely neutralizing, destroying, deceiving, or disrupting the enemy element at the designated time and location specified in the operation order and or commander's guidance.

Note: During training exercises, the enemy commander or leader should select the size of the OPFOR element based on threat doctrine.

ELEMENT: RIFLE CO INF BN (BCT)

TASK: Conduct a Link-up (Infantry Company) (07-2-1081)

(FM 7-10)	(FM 100-14)	(FM 100-55)
(FM 101-5)	(FM 101-5-1)	(FM 101-5-2)
(FM 20-3)	(FM 21-18)	(FM 21-60)
(FM 24-35)	(FM 24-35-1)	(FM 7-12 (3-21.11))
(FM 7-85)		

ITERATION: 1 2 3 4 5 M (Circle)

COMMANDER/LEADER ASSESSMENT: T P U (Circle)

CONDITIONS: The company is conducting operations as part of a higher headquarters and has received an operation order (OPORD) or fragmentary order (FRAGO) to conduct a linkup at the location and time specified. All necessary personnel and equipment are available. The company has communications with higher, adjacent, and subordinate elements. The company has been provided guidance on the rules of engagement (ROE) and rules of interaction (ROI). Coalition forces and noncombatants may be present in the operational environment. Some iterations of this task should be conducted during limited visibility conditions. Some iterations of this task should be performed in MOPP4.

TASK STANDARDS: The company conducts the linkup in accordance with (IAW) the tactical standing operating procedures (TSOP), the order, and or higher commander's guidance. The company conducts necessary coordination, confirms command relationship with the linkup element, moves tactically to the linkup site, and establishes communications with the linkup element short of the linkup site. The company complies with the ROE and or ROI.

TASK STEPS AND PERFORMANCE MEASURES	GO	NO-GO
<p>Note: It is possible for a digital force and an analog force to conduct operations together, such as a linkup. Because of the differences in data transfer/communications equipment, liaison must take place early and continuously.</p> <ul style="list-style-type: none"> * 1. Company leaders gain and or maintains situational understanding using information that is gathered from force XXI battle command brigade and below (FBCB2), frequency modulated (FM) communications, maps, intelligence summaries, situation reports (SITREPs), and other available information sources. * 2. Company commander receives an OPORD or FRAGO and issues warning order (WARNO) to the company using FBCB2, FM, or other tactical means. * 3. Company commander confirms friendly and enemy situations. <ul style="list-style-type: none"> a. Receives an updated digital report showing the location of forward and adjacent friendly elements, if applicable. b. Receives an updated enemy situational template for added fratricide prevention and increased force protection, if applicable. c. Clarifies priority intelligence requirement (PIR) requirements. d. Confirms any changes to the higher headquarters and company task or purpose. e. Confirms any changes to the scheme of maneuver. * 4. Company commander plans using troop-leading procedures. <ul style="list-style-type: none"> a. Conducts analysis based on factors of mission, enemy, terrain and weather, troops and support available, time available, and civil considerations (METT-TC). <ul style="list-style-type: none"> (1) Considers the enemy's capabilities, likely courses of action (COA), and specific weapons capabilities. 		

TASK STEPS AND PERFORMANCE MEASURES	GO	NO-GO
<p>b. Conducts a digital and or conventional map reconnaissance.</p> <ul style="list-style-type: none"> (1) Identifies primary and alternate linkup sites. (2) Identifies rally points. (3) Identifies likely enemy avenues of approach. (4) Identifies routes to and from linkup site and rally point. (5) Marks tentative dismount points on digital and conventional maps as appropriate. <p>c. Develops a scheme of maneuver and control measures (contact points, checkpoints, phase lines, routes, and zones of actions).</p> <p>d. Plans and coordinates indirect fire support and or close air support, if available.</p> <p>e. Identifies direct fire responsibilities.</p> <p>f. Plans the integration of direct and indirect fires IAW higher headquarters' fire support plan.</p> <p>g. Plans and coordinates combat service support (CSS).</p> <p>h. Determines digital, visual, and or voice recognition signals (far and near).</p> <ul style="list-style-type: none"> i. Develops and or determines control measures. j. Determines frequencies, call signs, code words and codes. <p>k. Determines command relationship with the linkup unit.</p> <p>l. Develops contingency plans.</p> <ul style="list-style-type: none"> (1) Plans for enemy contact before, during, or after linkup. (2) Coordinates how long to wait at the linkup site. (3) Plans what to do when some elements do not arrive at the linkup site. (4) Plans alternate linkup points and rally points. <p>m. Organizes the company as necessary to accomplish the mission and or compensate for combat losses.</p> <p>* 5. Company commander or designated representative conducts a reconnaissance of the route and site, if possible.</p> <p>* 6. Company commander or designated representative coordinates with the linkup element.</p> <ul style="list-style-type: none"> a. Exchanges frequencies, call signs, and codes. b. Confirms visual signals and alternatives (near and far recognition signals). c. Exchanges fire coordination and or control measures (for example, restrictive fire line). d. Confirms command relationship with the linkup unit. (Who is in charge if the enemy attacks during linkup?) (Who is in charge after linkup?) <p>* 7. Company commander disseminates digital reports (if applicable), overlays, and other pertinent information to each platoon to keep them abreast of the situation.</p> <p>* 8. Company commander issues orders and instructions to include ROE and ROI.</p> <ul style="list-style-type: none"> a. Issues clear and concise taskings to platoons and or elements. <p>9. Company conducts a rehearsal.</p> <p>10. Each linkup element moves to a point short of the linkup point and establishes a rally point.</p> <p>Note: The linkup rally point should be at least 300 meters from the linkup point and should provide good cover and concealment.</p> <ul style="list-style-type: none"> a. Enters way points into positive navigation equipment to aid navigation. b. Moves tactically to the linkup rally point. c. Reports its en route location to higher headquarters and other linkup element (if using radio communications) using phase lines, checkpoints, or other control measures. 		

TASK STEPS AND PERFORMANCE MEASURES	GO	NO-GO
<p>d. Establishes local security at the rally point.</p> <p>*11. Company commander coordinates and or synchronizes actions of subordinate elements.</p> <p>*12. Company commander uses FRAGOs as necessary to redirect actions of subordinate elements.</p> <p>13. Elements conduct linkup.</p> <p>a. Conduct the following (FIRST element to arrive at the linkup point).</p> <p>(1) Send a security team forward to confirm the exact location of the linkup point (may be mounted or dismounted and may include the element leader).</p> <p>(a) Clear the immediate area around the linkup point.</p> <p>(b) Mark the linkup point with the coordinated recognition signal.</p> <p>(c) Position the security team in covered and concealed positions that over watch the linkup point.</p> <p>(d) Return to the linkup rally point bringing the element forward to the linkup point (if the entire element must linkup). (May use designated signal.)</p> <p>(2) Move the element tactically to the linkup point.</p> <p>(a) Establish a perimeter defense.</p> <p>(b) Prepare to accept the moving unit at the linkup point.</p> <p>(c) Establish communications with the other elements.</p> <p>b. Conduct the following (SECOND element to arrive at the linkup point).</p> <p>(1) Send a security team forward to confirm the exact location of the linkup point.</p> <p>(2) Make contact with the element at the linkup point.</p> <p>(a) Give the far recognition signal.</p> <p>(b) Advance and exchanges near recognition signals with element on the linkup point.</p> <p>(3) Return to the linkup rally point and bring the element forward to the linkup point (if the entire element must linkup). (May use designated signal.)</p> <p>(4) Move the element tactically to the linkup point.</p> <p>(a) Element is incorporated into the perimeter defense.</p> <p>15. Company continues the mission IAW the OPORD, FRAGO, and or guidance from higher headquarters after the linkup.</p>		

TASK PERFORMANCE/EVALUATION SUMMARY BLOCK							
ITERATION	1	2	3	4	5	M	TOTAL
TOTAL TASK STEPS EVALUATED							
TOTAL TASK STEPS "GO"							
TRAINING STATUS "GO"/"NO-GO"							

"*" indicates a leader task step.

SUPPORTING INDIVIDUAL TASKS: NONE

SUPPORTING COLLECTIVE TASKS

Task Number	Task Title	References
07-2-1108	Conduct a Passage of Lines as the Passing Unit (Infantry Company)	ARTEP 7-10-MTP
07-2-1270	Conduct an Infiltration or Exfiltration (Infantry Company)	ARTEP 7-12-MTP ARTEP 7-10-MTP
07-2-1306-A	Conduct Operations during Limited Visibility (Antiarmor/Infantry Company)	ARTEP 7-12-MTP ARTEP 7-10-MTP
07-2-1342	Conduct Tactical Movement (Infantry Company)	ARTEP 7-91-MTP ARTEP 7-10-MTP
07-2-1369	Cross a Water Obstacle (Dismounted) (Infantry Company)	ARTEP 7-12-MTP ARTEP 7-10-MTP
07-2-1468	Take Action on Contact (Infantry Company)	ARTEP 7-12-MTP ARTEP 7-10-MTP
07-2-2009	Conduct a Route Reconnaissance (Infantry Company)	ARTEP 7-12-MTP ARTEP 7-10-MTP
07-2-2018	Conduct an Area or Zone Reconnaissance (Infantry Company)	ARTEP 7-12-MTP ARTEP 7-10-MTP
07-2-2072	Report Tactical Information (Infantry Company)	ARTEP 7-12-MTP ARTEP 7-10-MTP
07-2-3036	Integrate Indirect Fire Support (Infantry Company)	ARTEP 7-12-MTP ARTEP 7-10-MTP
07-2-5009	Conduct a Rehearsal (Infantry Company)	ARTEP 7-12-MTP ARTEP 7-10-MTP
07-2-5036	Conduct Coordination (Infantry Company)	ARTEP 7-12-MTP ARTEP 7-10-MTP
07-2-5063	Conduct Risk Management (Infantry Company)	ARTEP 7-12-MTP ARTEP 7-10-MTP
07-2-5081	Conduct Troop-leading Procedures (Infantry Company)	ARTEP 7-12-MTP ARTEP 7-10-MTP
07-2-5126	Occupy an Assembly Area (Infantry Company)	ARTEP 7-12-MTP ARTEP 7-10-MTP
07-2-5153	Prepare for Combat (Infantry Company)	ARTEP 7-12-MTP ARTEP 7-10-MTP
07-2-6063	Maintain Operations Security (Infantry Company)	ARTEP 7-12-MTP ARTEP 7-10-MTP
07-3-1099	Conduct a Passage of Lines as the Passing Unit (Infantry/Mortar/Reconnaissance Platoon/Squad)	ARTEP 7-12-MTP ARTEP 7-4-MTP
		ARTEP 7-5-MTP ARTEP 7-7J-MTP ARTEP 7-8-MTP

SUPPORTING COLLECTIVE TASKS

Task Number	Task Title	References
07-3-1189	Conduct Actions at Danger Areas (Infantry/Reconnaissance Platoon)	ARTEP 7-90-MTP ARTEP 7-92-MTP ARTEP 7-4-MTP
07-3-1216	Conduct an Infiltration or Exfiltration (Infantry/Reconnaissance Platoon/Squad)	ARTEP 7-5-MTP ARTEP 7-7J-MTP ARTEP 7-8-MTP ARTEP 7-92-MTP ARTEP 7-4-MTP
07-3-1234	Conduct Operations during Limited Visibility (Antiarmor/Infantry/Mortar/Reconnaissance Platoon/Squad)	ARTEP 7-5-MTP ARTEP 7-7J-MTP ARTEP 7-8-MTP ARTEP 7-92-MTP ARTEP 7-91-MTP
07-3-1270	Conduct Tactical Movement (Mounted or Dismounted) (Antiarmor/Infantry/Mortar/ Reconnaissance Platoon/Squad)	ARTEP 7-4-MTP
07-3-1288	Cross a Water Obstacle (Dismounted) (Infantry/Reconnaissance Platoon/Squad)	ARTEP 7-5-MTP ARTEP 7-7J-MTP ARTEP 7-8-MTP ARTEP 7-90-MTP ARTEP 7-91-MTP ARTEP 7-92-MTP ARTEP 7-4-MTP
07-3-1432	Take Action on Contact (Infantry/Mortar/Reconnaissance Platoon/Squad)	ARTEP 7-5-MTP ARTEP 7-7J-MTP ARTEP 7-8-MTP ARTEP 7-92-MTP ARTEP 7-4-MTP
07-3-2000	Conduct a Route Reconnaissance (Infantry/Reconnaissance Platoon/Squad)	ARTEP 7-5-MTP ARTEP 7-7J-MTP ARTEP 7-8-MTP ARTEP 7-90-MTP ARTEP 7-92-MTP ARTEP 7-4-MTP
07-3-2009	Conduct an Area or Zone Reconnaissance (Infantry/Reconnaissance Platoon/Squad)	ARTEP 7-5-MTP ARTEP 7-7J-MTP ARTEP 7-8-MTP ARTEP 7-92-MTP ARTEP 7-4-MTP

ARTEP 7-12-MTP

SUPPORTING COLLECTIVE TASKS

Task Number	Task Title	References
07-3-2054	Report Tactical Information (Infantry/Mortar/ Reconnaissance Platoon/Squad)	ARTEP 7-4-MTP ARTEP 7-5-MTP ARTEP 7-7J-MTP ARTEP 7-8-MTP ARTEP 7-90-MTP ARTEP 7-92-MTP
07-3-3009	Employ Fire Support (Infantry/ Reconnaissance Platoon/Squad)	ARTEP 7-4-MTP ARTEP 7-5-MTP ARTEP 7-7J-MTP ARTEP 7-8-MTP ARTEP 7-92-MTP
07-3-5000	Conduct a Rehearsal (Infantry/Mortar/ Reconnaissance Platoon/Squad)	ARTEP 7-4-MTP ARTEP 7-5-MTP ARTEP 7-7J-MTP ARTEP 7-8-MTP ARTEP 7-90-MTP ARTEP 7-92-MTP
07-3-5027	Conduct Risk Management (Infantry/ Mortar/Reconnaissance Platoon/Squad)	ARTEP 7-4-MTP ARTEP 7-5-MTP ARTEP 7-7J-MTP ARTEP 7-8-MTP ARTEP 7-90-MTP ARTEP 7-92-MTP
07-3-5036	Conduct Troop-leading Procedures (Infantry/Mortar/Reconnaissance Platoon/Squad)	ARTEP 7-4-MTP ARTEP 7-5-MTP ARTEP 7-7J-MTP ARTEP 7-8-MTP ARTEP 7-90-MTP ARTEP 7-92-MTP
07-3-5063	Occupy an Assembly Area (Infantry/ Mortar/Reconnaissance Platoon/Squad)	ARTEP 7-4-MTP ARTEP 7-5-MTP ARTEP 7-7J-MTP ARTEP 7-8-MTP ARTEP 7-90-MTP ARTEP 7-92-MTP
07-3-5081	Prepare for Combat (Infantry/Mortar/ Reconnaissance Platoon/Squad)	ARTEP 7-4-MTP ARTEP 7-5-MTP ARTEP 7-7J-MTP ARTEP 7-8-MTP ARTEP 7-90-MTP ARTEP 7-92-MTP
07-3-6027	Maintain Operations Security (Infantry/ Mortar/Reconnaissance Platoon/Squad)	ARTEP 7-4-MTP ARTEP 7-5-MTP ARTEP 7-7J-MTP

SUPPORTING COLLECTIVE TASKS

Task Number	Task Title	References
		ARTEP 7-8-MTP ARTEP 7-90-MTP ARTEP 7-92-MTP

OPFOR TASKS AND STANDARDS

TASK: Conduct Counterreconnaissance (07-OPFOR-0011)

CONDITION: The OPFOR is conducting operations independently or as part of a larger force. The OPFOR is ordered to deny information to the enemy reconnaissance elements by active and passive means. All necessary personnel and equipment are available.

STANDARD: The OPFOR conducts the counterreconnaissance IAW the OPORD and or commander's guidance. The OPFOR conceals friendly information through operational security measures and engages and destroys the enemy reconnaissance elements.

Note: During training exercises, the enemy commander or leader should select the size of the OPFOR element based on threat doctrine.

TASK: Conduct an Attack (07-OPFOR-0012)

CONDITION: The OPFOR is conducting operations independently or as part of a larger force. The OPFOR has determined that the enemy element is occupying defensive positions, conducting convoy operations, occupying an assembly or rear area, or is otherwise susceptible to attack. All assigned enemy equipment and personnel are available. Indirect fire support is available.

STANDARD: The OPFOR conducts an attack IAW the OPORD and or commander's guidance. The OPFOR executes the attack by completely neutralizing, destroying, deceiving, or disrupting the enemy element at the designated time and location specified in the operation order and or commander's guidance.

Note: During training exercises, the enemy commander or leader should select the size of the OPFOR element based on threat doctrine.

TASK STEPS AND PERFORMANCE MEASURES	GO	NO-GO
<p>(1) Identifies tentative rally points, if required. (2) Identifies likely enemy avenues of approach. (3) Marks tentative dismount points on digital and conventional maps, if applicable.</p> <p>b. Coordinates indirect fire support and or close air support, if available. c. Identifies and assigns direct fire responsibilities. d. Plans the integration of direct and indirect fires IAW higher headquarters' fire support plan. e. Selects the proper technique to be used for conducting the movement to contact, if not directed by higher headquarters. (1) Search-and-attack technique. (2) Approach-march technique. f. Organizes the company as necessary to accomplish the mission and or compensate for combat losses. g. Designates the main effort. (Usually the platoon is most likely to make contact.) h. Plans continuous operations, if required. i. Plans and coordinates combat service support. j. Determines the requirement for patrol bases. k. Determines linkup requirements. l. Determines movement technique based on factors of mission, enemy, terrain and weather, troops and support available, time available, and civil considerations (METT-TC). m. Determines how key weapons will be employed. n. Confirms fire control measures and engagement criteria. o. Addresses actions on chance contact with the enemy. p. Considers the enemy's capabilities, likely COAs, and specific weapons capabilities to understand the threat and ensure the security of his company. q. Coordinates with adjacent units using FBCB2, FM, or other tactical means, as required. r. Coordinates passage of lines using FBCB2, FM, or other tactical means, if required. s. Decides how the company will enter its zone or area of operations (moving as a company then splitting up, by infiltrating platoons and sections, or by air assault), how to move once in the area, where to locate certain units or facilities, and what the requirements for contingency plans are. t. Conducts reconnaissance as required.</p> <p>Note: There may not be enough time to reconnoiter extensively to locate the enemy. (1) Confirms the most likely enemy location. (2) Adjust the plan based on updated intelligence and reconnaissance effort. (3) Updates the enemy situation. (4) Disseminates updated digital reports (if applicable), overlays, and other pertinent information.</p> <p>* 6. Company commander issues orders and instructions to include ROE and ROI. a. Issues clear and concise taskings to platoons and or elements.</p> <p>7. Company conducts a rehearsal.</p> <p>* 8. Company commander issues a FRAGOs, as necessary, to address changes to the plan identified during the rehearsal.</p> <p>9. Company enters way points into position navigation (POSNAV) equipment to aid navigation.</p>		

TASK STEPS AND PERFORMANCE MEASURES	GO	NO-GO
<p>*10. Company commander coordinates and or synchronizes actions of the subordinate elements.</p> <p>*11. Company commander uses FRAGOs as necessary to redirect actions of subordinate elements.</p> <p>12. Company executes search-and-attack technique when intelligence does not provide adequate information on enemy location, disposition, and strength.</p> <ul style="list-style-type: none"> a. Develops a detailed analysis based on factors of METT-TC. <ul style="list-style-type: none"> (1) Determines the number and size of the areas in which the company will be operating. <ul style="list-style-type: none"> (a) Assigns small areas of operation that keep the platoons concentrated and help maintain control. b. Focuses platoons on likely enemy locations. c. Uses multiple, coordinated, small-unit (squad, section, or platoon) actions to find, fix, and finish the enemy. d. Finds the enemy. <ul style="list-style-type: none"> (1) Conducts reconnaissance as necessary. e. Makes contact without being detected and fixes and finishes the enemy. <ul style="list-style-type: none"> (1) Gains the initiative and completes one of the following three options. <ul style="list-style-type: none"> (a) Destroys the enemy with the immediately available combat potential. (b) Maneuvers the remainder of the unit to destroy the enemy. (c) Follows the enemy back to his base camp and destroy him there. f. Ensures platoons know what actions to take when they locate the enemy either with or without being detected. g. Reports the situation using FBCB2, FM, or other tactical means, as required. h. Ensures security is maintained. i. Ensures mutual support is provided within the company. <p>13. Company uses approach-march technique, based on the enemy situation.</p> <ul style="list-style-type: none"> a. Designated as the advance guard. <ul style="list-style-type: none"> (1) Finds the enemy and locates gaps, flanks, and weaknesses in the enemy's ranks. (2) Attempts to make contact on the ground of its choosing. (3) Operates within the range of the main body's (friendly) indirect fire support weapons. (4) Leads the advance guard with one platoon. <ul style="list-style-type: none"> (a) Rotates platoons as necessary. (5) Uses appropriate formations and movement techniques based on factors of METT-TC. (6) Protects the higher unit from a surprise attack by providing early warning of enemy positions and obstacles. (7) Assists the forward movement of the higher unit by removing obstacles or finding routes around them. (8) Develops the situation, rapidly, once contact is made. (9) Destroys enemy forces (within its capability). (10) Reports the situation using FBCB2, FM, or other tactical means, as required. b. Designated as the flank or rear guard. <ul style="list-style-type: none"> (1) Moves using the appropriate formation and movement technique, based on factors of METT-TC. <p>Note: The company must maintain the same momentum as the main body.</p> <ul style="list-style-type: none"> (2) Provides early warning to the main body. 		

TASK STEPS AND PERFORMANCE MEASURES	GO	NO-GO
<p>(3) Makes contact with the enemy.</p> <p>(4) Maintains contact until ordered to do otherwise by the higher commander.</p> <p>(5) Destroys enemy reconnaissance elements, within its capability.</p> <p>(6) Prevents direct fires or observation of the main body.</p> <p>(7) Reports the situation using FBCB2, FM, or other tactical means, as required.</p> <p>(8) Company element makes unexpected contact. (Enemy HAS NOT detected company elements.)</p> <p>(a) Reports and deploys to prevent detection.</p> <p>(b) Prepares for a hasty attack.</p> <p>(c) Calls for indirect fires.</p> <p>(d) Immediately fires at the enemy position. (Element in overwatch.)</p> <p>(e) Takes cover and waits for orders. (Trail element, if not able to fire.)</p> <p>(f) Attempts to fight through, destroying the enemy with the resources that are immediately available.</p> <p>(g) Reports to the company commander and develops the situation.</p> <p>(9) Company element makes unexpected contact. (Enemy HAS detected company elements.)</p> <p>(a) Element in contact returns fire immediately and seeks cover.</p> <p>(b) Use aggressive small-unit actions to seize the initiative rapidly and at the lowest echelon possible.</p> <p>(c) Attempts to achieve fire superiority to fix or suppress the enemy with the resources that are immediately available.</p> <p>(d) Develops the situation to identify the enemy's flanks, any covered and concealed routes around the enemy position, possible supporting positions (both friendly and enemy), and any protective obstacles that the enemy has constructed.</p> <p>(e) Reports information to company commander.</p> <p>(f) Determines the course of action (conduct a hasty attack, bypass, establish a hasty defense, or disengage). (Company commander)</p> <p>c. Moves as part of the main body.</p> <p>Note: When moving as part of the main body, the company may be tasked to assault, bypass, or fix an enemy force; to seize, secure, or clear an assigned area; to conduct stay behind ambushes; or perform security missions.</p> <p>(1) Uses appropriate formations and movement techniques, as required and or directed.</p> <p>(2) Prepares to fire or maneuver in support of the lead company.</p> <p>(3) Prepares to assume the lead company's mission, if required.</p> <p>(4) Reports the situation using FBCB2, FM, or other tactical means, as required.</p> <p>*14. Commander synchronizes platoon actions.</p> <p>15. Company consolidates and reorganizes as necessary.</p> <p>16. Company secures enemy prisoners of war (EPW) as required.</p> <p>17. Company treats and evacuates casualties.</p> <p>18. Company processes captured documents and or equipment as required.</p> <p>19. Company continues operations as directed.</p>		

ARTEP 7-12-MTP

TASK PERFORMANCE/EVALUATION SUMMARY BLOCK							
ITERATION	1	2	3	4	5	M	TOTAL
TOTAL TASK STEPS EVALUATED							
TOTAL TASK STEPS "GO"							
TRAINING STATUS "GO"/"NO-GO"							

"*" indicates a leader task step.

SUPPORTING INDIVIDUAL TASKS: NONE

SUPPORTING COLLECTIVE TASKS

Task Number	Task Title	References
07-2-1108	Conduct a Passage of Lines as the Passing Unit (Infantry Company)	ARTEP 7-10-MTP
07-2-1342	Conduct Tactical Movement (Infantry Company)	ARTEP 7-12-MTP ARTEP 7-10-MTP
07-2-1450	Secure Routes (Infantry Company)	ARTEP 7-12-MTP ARTEP 7-10-MTP
07-2-1468	Take Action on Contact (Infantry Company)	ARTEP 7-12-MTP ARTEP 7-10-MTP
07-2-2000	Conduct a Reconnaissance (Antiarmor Company/Platoon)	ARTEP 7-12-MTP ARTEP 7-91-MTP
07-2-2009	Conduct a Route Reconnaissance (Infantry Company)	ARTEP 7-10-MTP
07-2-2072	Report Tactical Information (Infantry Company)	ARTEP 7-12-MTP ARTEP 7-10-MTP
07-2-3036	Integrate Indirect Fire Support (Infantry Company)	ARTEP 7-12-MTP ARTEP 7-10-MTP
07-2-4045	Process Captured Documents and Equipment (Infantry Company)	ARTEP 7-12-MTP ARTEP 7-10-MTP
07-2-5009	Conduct a Rehearsal (Infantry Company)	ARTEP 7-12-MTP ARTEP 7-10-MTP
07-2-5027	Conduct Consolidation and Reorganization (Infantry Company)	ARTEP 7-12-MTP ARTEP 7-10-MTP
07-2-5063	Conduct Risk Management (Infantry Company)	ARTEP 7-12-MTP ARTEP 7-10-MTP
07-2-5081	Conduct Troop-leading Procedures (Infantry Company)	ARTEP 7-12-MTP ARTEP 7-10-MTP
07-2-5126	Occupy an Assembly Area (Infantry Company)	ARTEP 7-12-MTP ARTEP 7-10-MTP
07-2-5153	Prepare for Combat (Infantry Company)	ARTEP 7-12-MTP ARTEP 7-10-MTP ARTEP 7-12-MTP

SUPPORTING COLLECTIVE TASKS

Task Number	Task Title	References
07-2-6063	Maintain Operations Security (Infantry Company)	ARTEP 7-10-MTP
07-3-1099	Conduct a Passage of Lines as the Passing Unit (Infantry/Mortar/Reconnaissance Platoon/Squad)	ARTEP 7-12-MTP ARTEP 7-4-MTP ARTEP 7-5-MTP ARTEP 7-7J-MTP ARTEP 7-8-MTP ARTEP 7-90-MTP ARTEP 7-92-MTP
07-3-1189	Conduct Actions at Danger Areas (Infantry/Reconnaissance Platoon)	ARTEP 7-4-MTP ARTEP 7-5-MTP ARTEP 7-7J-MTP ARTEP 7-8-MTP ARTEP 7-92-MTP
07-3-1270	Conduct Tactical Movement (Mounted or Dismounted) (Antiarmor/Infantry/Mortar/Reconnaissance Platoon/Squad)	ARTEP 7-4-MTP ARTEP 7-5-MTP ARTEP 7-7J-MTP ARTEP 7-8-MTP ARTEP 7-90-MTP ARTEP 7-91-MTP ARTEP 7-92-MTP
07-3-1423	Secure a Route (Antiarmor/Infantry/Reconnaissance Platoon/Squad)	ARTEP 7-4-MTP ARTEP 7-5-MTP ARTEP 7-7J-MTP ARTEP 7-8-MTP ARTEP 7-91-MTP ARTEP 7-92-MTP
07-3-2000	Conduct a Route Reconnaissance (Infantry/Reconnaissance Platoon/Squad)	ARTEP 7-4-MTP ARTEP 7-5-MTP ARTEP 7-7J-MTP ARTEP 7-8-MTP ARTEP 7-92-MTP
07-3-2009	Conduct an Area or Zone Reconnaissance (Infantry/Reconnaissance Platoon/Squad)	ARTEP 7-4-MTP ARTEP 7-5-MTP ARTEP 7-7J-MTP ARTEP 7-8-MTP ARTEP 7-92-MTP
07-3-2054	Report Tactical Information (Infantry/Mortar/Reconnaissance Platoon/Squad)	ARTEP 7-4-MTP ARTEP 7-5-MTP ARTEP 7-7J-MTP ARTEP 7-8-MTP ARTEP 7-90-MTP ARTEP 7-92-MTP

SUPPORTING COLLECTIVE TASKS

Task Number	Task Title	References
07-3-3009	Employ Fire Support (Infantry/ Reconnaissance Platoon/Squad)	ARTEP 7-4-MTP ARTEP 7-5-MTP ARTEP 7-7J-MTP ARTEP 7-8-MTP ARTEP 7-92-MTP
07-3-4027	Process Captured Documents and Equipment (Infantry/Mortar/Reconnaissance Platoon/Squad)	ARTEP 7-4-MTP ARTEP 7-5-MTP ARTEP 7-7J-MTP ARTEP 7-8-MTP ARTEP 7-90-MTP ARTEP 7-92-MTP
07-3-5000	Conduct a Rehearsal (Infantry/Mortar/ Reconnaissance Platoon/Squad)	ARTEP 7-4-MTP ARTEP 7-5-MTP ARTEP 7-7J-MTP ARTEP 7-8-MTP ARTEP 7-90-MTP ARTEP 7-92-MTP
07-3-5009	Conduct Consolidation and Reorganization (Infantry/Reconnaissance Platoon/Squad)	ARTEP 7-4-MTP ARTEP 7-5-MTP ARTEP 7-7J-MTP ARTEP 7-8-MTP ARTEP 7-92-MTP
07-3-5027	Conduct Risk Management (Infantry/ Mortar/Reconnaissance Platoon/Squad)	ARTEP 7-4-MTP ARTEP 7-5-MTP ARTEP 7-7J-MTP ARTEP 7-8-MTP ARTEP 7-90-MTP ARTEP 7-92-MTP
07-3-5036	Conduct Troop-leading Procedures (Infantry/Mortar/Reconnaissance Platoon/Squad)	ARTEP 7-4-MTP ARTEP 7-5-MTP ARTEP 7-7J-MTP ARTEP 7-8-MTP ARTEP 7-90-MTP ARTEP 7-92-MTP
07-3-5063	Occupy an Assembly Area (Infantry/ Mortar/Reconnaissance Platoon/Squad)	ARTEP 7-4-MTP ARTEP 7-5-MTP ARTEP 7-7J-MTP ARTEP 7-8-MTP ARTEP 7-90-MTP ARTEP 7-92-MTP
07-3-5081	Prepare for Combat (Infantry/Mortar/ Reconnaissance Platoon/Squad)	ARTEP 7-4-MTP ARTEP 7-5-MTP ARTEP 7-7J-MTP

SUPPORTING COLLECTIVE TASKS

Task Number	Task Title	References
07-3-6027	Maintain Operations Security (Infantry/ Mortar/Reconnaissance Platoon/Squad)	ARTEP 7-8-MTP ARTEP 7-90-MTP ARTEP 7-92-MTP ARTEP 7-4-MTP ARTEP 7-5-MTP ARTEP 7-7J-MTP ARTEP 7-8-MTP ARTEP 7-90-MTP ARTEP 7-92-MTP

OPFOR TASKS AND STANDARDS

TASK: Conduct Reconnaissance (07-OPFOR-0010)

CONDITION: The OPFOR is conducting operations independently or as part of a larger force. The OPFOR is directed to obtain tactical information pertaining to enemy's location, disposition, intent, and or activities. All assigned OPFOR equipment and personnel are available. The OPFOR has engineer support available.

STANDARD: The OPFOR conducts the reconnaissance mission by penetrating the enemy's outposts with mounted or dismounted patrols, and obtaining and reporting required information IAW the OPORD and or commander's guidance. The OPFOR maintains focus; continuity; aggressiveness; timeliness; camouflage, concealment, and deception; accuracy; and reliability. The OPFOR reconnaissance elements complete the reconnaissance mission undetected.

Note: During training exercises, the enemy unit commander or leader should select the size of the OPFOR element based on threat doctrine.

TASK: Execute Actions on Contact (07-OPFOR-0015)

CONDITION: The OPFOR is conducting offensive operations independently or as part of a larger force. The OPFOR makes contact with the enemy by receipt of direct fires, indirect fires, or direct observation. All assigned OPFOR equipment and personnel are available. The OPFOR has indirect fire, close air, and engineer support available.

STANDARD: The OPFOR executes actions on contact IAW the OPORD and or commander's guidance. The OPFOR conducts fire and maneuver to rapidly rout the enemy, seize the initiative, and create advantageous conditions for subsequent operations.

Note: During training exercises, the enemy commander or leader should select the size of the OPFOR element based on threat doctrine.

TASK: Maintain Operations Security (07-OPFOR-0023)

CONDITION: The OPFOR is conducting operations independently or as part of a larger force. The OPFOR prevents the enemy from obtaining information about its operations and or intent. All necessary personnel and equipment are available.

ARTEP 7-12-MTP

STANDARD: The OPFOR maintains operations security IAW the operation order and or commander's guidance. The OPFOR denies information to the enemy by maintaining physical security, signal security, and information security. The OPFOR identifies and eliminates indicators that can be exploited by hostile intelligence organizations.

Note: During training exercises, the enemy commander or leader should select the size of the OPFOR element based on threat doctrine.

TASK: Conduct an Ambush (07-OPFOR-0025)

CONDITION: The OPFOR is conducting operations independently or as part of a larger force. The OPFOR is directed to conduct an ambush along a suspected enemy route or avenue of approach. All assigned OPFOR equipment and personnel are available. The OPFOR has indirect fire support available.

STANDARD: The OPFOR conducts the ambush IAW the OPORD and or commander's guidance. The OPFOR conducts aggressive maneuver from concealed positions and delivers accurate coordinated fires to kill or capture enemy personnel and destroy, disable, or capture the enemy's equipment and supplies. The OPFOR withdraws from the ambush site, reorganizes and consolidates, and continues with follow-on mission.

Note: During training exercises, the enemy commander or leader should select the size of the OPFOR element based on threat doctrine.

TASK: Conduct Biological/Chemical Operations (07-OPFOR-0027)

CONDITION: The OPFOR is conducting defensive or offensive operations independently or as part of a larger force. A decision has been made to employ biological or chemical weapons. Wind and weather conditions are right for the employment of biological or chemical weapons. All assigned OPFOR equipment and personnel are available.

STANDARD: The OPFOR conducts biological and or chemical operations IAW the OPORD and or commander's guidance. The OPFOR attacks the enemy with nerve, blood, blister, choking, incapacitant, and or irritant agents or pathogenic microbes and or microorganism toxins. The OPFOR delivers agents and or toxins using aircraft, multiple rocket launchers, artillery, mines, rockets, missiles, and or special operations forces. The OPFOR causes disruption of enemy operations, suspension of operations, and or casualties.

Note: During training exercises, the enemy commander or leader should select the size of the OPFOR element based on threat doctrine.

TASK: Conduct Air Attack (07-OPFOR-0029)

CONDITION: The OPFOR is conducting offensive operations independently or as part of a larger force. The enemy positions, formations, or soldiers have been identified and are susceptible to air attack. All necessary personnel and equipment are available. The OPFOR fixed-wing combat aircraft and attack helicopters are available to provide aerial fire support to ground maneuver forces.

STANDARD: The OPFOR executes the air attack using fixed- and rotor-winged aircraft IAW the OPORD and or commander's guidance. The enemy positions, formations, and or soldiers are destroyed, delayed, or forced to retreat.

Note: During training exercises, the enemy commander or leader should select the size of the OPFOR element based on threat doctrine.

TASK: Employ Deception Measures (07-OPFOR-0030)

CONDITION: The OPFOR is conducting operations independently or as part of a larger force. The OPFOR is ordered to employ deception measures to confuse the enemy and to prevent the enemy from determining the OPFOR intentions or activities. All assigned OPFOR equipment and personnel are available. The OPFOR has indirect fire, close air, and engineer support available.

STANDARD: The OPFOR employs deception measures IAW the OPORD and or commander's guidance. The OPFOR constructs dummy positions; simulates troop movements by such means as use of civilian vehicles to portray movement to radar or marching refugees to portray movement of troops in the rear; conducts feints or demonstrations; employs manipulative, simulative, and imitative deception electronic measures; and or avoids patterns or obvious movements that reveal the time or intent of an operation.

Note: During training exercises, the enemy commander or leader should select the size of the OPFOR element based on threat doctrine.

ARTEP 7-12-MTP

ELEMENT: RIFLE CO INF BN (BCT)

TASK: Conduct a Passage of Lines as the Passing Unit (Infantry Company) (07-2-1108)
 (FM 7-10) (FM 100-14) (FM 100-55)
 (FM 101-5) (FM 101-5-1) (FM 101-5-2)
 (FM 20-3) (FM 21-18) (FM 21-60)
 (FM 24-35) (FM 24-35-1) (FM 7-12 (3-21.11))
 (FM 7-85)

ITERATION: 1 2 3 4 5 M (Circle)
COMMANDER/LEADER ASSESSMENT: T P U (Circle)

CONDITIONS: The company is conducting operations as part of a larger force and has received an operation order (OPORD) or fragmentary order (FRAGO) to conduct a forward or rearward passage of lines at the location and time specified. The stationary unit has been identified. All necessary personnel and equipment are available. The company has communications with higher, adjacent, and subordinate elements. The company has been provided guidance on the rules of engagement (ROE) and or rules of interaction (ROI). Coalition forces and noncombatants may be present in the operational environment. Some iterations of this task should be performed in MOPP4.

TASK STANDARDS: The company conducts the passage of lines in accordance with (IAW) the tactical standing operating procedures (TSOP), the order, and or higher commander's guidance. The company completes necessary coordination with higher, adjacent, and stationary elements. The company passes through the stationary unit with no compromise of security. The company complies with the ROE and or ROI.

TASK STEPS AND PERFORMANCE MEASURES	GO	NO-GO
<ul style="list-style-type: none"> * 1. Company leaders gain and or maintain situational understanding using information that is gathered from force XXI battle command brigade and below (FBCB2), frequency modulated (FM) communications, maps, intelligence summaries, situation reports (SITREPs), and other available information sources. * 2. Company commander receives an OPORD or FRAGO and issues warning order (WARNO) to platoons using FBCB2, FM, or other tactical means. * 3. Company commander confirms friendly and enemy situations. <ul style="list-style-type: none"> a. Receives an updated digital report showing the location of forward and adjacent friendly elements, if applicable. b. Receives an updated enemy situational template for added fratricide prevention and increased force protection, if applicable. c. Clarifies priority intelligence requirement requirements. d. Confirms any changes to the higher headquarters and company task or purpose. e. Confirms any changes to the scheme of maneuver. * 4. Company commander plans using troop-leading procedures. <ul style="list-style-type: none"> a. Conducts analysis based on factors of mission, enemy, troops, terrain, time available, and civil considerations (METT-TC). <ul style="list-style-type: none"> (1) Considers the enemy's capabilities, likely courses of action, and specific weapons capabilities. b. Conducts a digital and or conventional map reconnaissance. <ul style="list-style-type: none"> (1) Identifies passage points and passage lanes (primary and alternate). (2) Identifies security, support by fire, and assault positions, if applicable. (3) Identifies likely enemy avenues of approach. 		

TASK STEPS AND PERFORMANCE MEASURES	GO	NO-GO
<p>(4) Marks tentative dismount points on digital and conventional maps as appropriate.</p> <p>c. Plans and coordinates indirect fire support and or close air support, if available.</p> <p>d. Identifies direct fire responsibilities.</p> <p>e. Organizes the company as necessary to accomplish the mission and or compensate for combat losses.</p> <p>f. Verifies known obstacle types and locations.</p> <p>g. Verifies call signs and frequencies of the stationary unit.</p> <p>h. Verifies and or designates visual recognition signals (far and near).</p> <p>i. Verifies and or designates fire coordination measures.</p> <p>j. Verifies the command relationship with the stationary unit.</p> <p>k. Verifies actions to take place following coordination of the passage.</p> <p>l. Addresses actions on chance contact with the enemy before, during and after the passage.</p> <p>* 5. Company commander or designated representative conducts coordination with the stationary unit using FBCB2, FM, or other tactical means.</p> <p>Note: The commander or company representative may be required to coordinate the passage of lines either for the company alone or for the higher headquarters.</p> <p>a. Exchanges and or coordinates the following information:</p> <p>(1) Signal operating instructions information.</p> <p>(2) Number and or type of vehicles involved in the passage.</p> <p>(3) Estimated time of arrival of vehicles and markings of the first and last vehicles.</p> <p>(4) Recognition signals.</p> <p>(5) Updated enemy situation.</p> <p>(6) Friendly situation and or disposition.</p> <p>(7) Terrain analysis.</p> <p>(8) Supporting fires information, to include available assets, smoke data, and target numbers and or locations.</p> <p>(9) Locations of friendly obstacles and applicable breaching information, to include any routes through obstacles.</p> <p>(10) Command post location.</p> <p>(11) Contact points (primary, alternate).</p> <p>(12) Passage lanes data, to include alternate routes, start point, release point, passage points, and checkpoints.</p> <p>(13) Location and number of guides and number and type of vehicles.</p> <p>(14) Time of passage.</p> <p>(15) Rally points (both near and far) and assembly areas.</p> <p>(16) Line of departure.</p> <p>(17) Battle handover line (BHL) and time the transfer of responsibility for the control of the sector will take place.</p> <p>(18) Combat service support information, including the following:</p> <p>(a) Resupply of Classes III and V.</p> <p>(b) Medical evacuation assets.</p> <p>(c) Handling of enemy prisoners of war.</p> <p>(d) Maintenance requirements and available assets.</p> <p>(19) Actions on contact if enemy is encountered during the passage.</p> <p>* 6. If face-to-face coordination is required, the company commander or designated representative conducts linkup with the stationary unit.</p> <p>a. Enters way points into position navigation equipment to aid navigation.</p> <p>b. Initiates tactical movement toward the designated contact point as directed in the OPORD and or FRAGO.</p>		

TASK STEPS AND PERFORMANCE MEASURES	GO	NO-GO
<p>c. Establishes communications with the stationary unit before entering the effective range of the stationary unit's direct fire weapons.</p> <ul style="list-style-type: none"> (1) Authenticates correctly. (2) Informs the stationary unit of number and type of company vehicles and direction from which the company is traveling. (3) Requests information from the stationary unit on number and type of vehicles, direction of weapons orientation, and location of dismounts on the ground. (4) Determines whether company is needed to provide additional security at the contact point. (5) Confirms short-range recognition signal (arm-and-hand, flags, VS-17, flashlight, or pyrotechnics). <p>* 7. Company commander or designated representative completes coordination and preparations for the passage.</p> <ul style="list-style-type: none"> a. Conducts tactical movement back to the company position, if applicable. b. Passes all pertinent information and or FRAGO to the company using FBCB2, FM, or other tactical means. c. Reports all pertinent information from the coordination to the higher commander, if acting as liaison for higher headquarters uses FBCB2, FM, or other tactical means. d. Directs subordinate element commanders to complete troop-leading procedures required to plan the passage. <p>* 8. Company commander disseminates digital reports (if applicable), overlays, and other pertinent information to each platoon to keep them abreast of the situation.</p> <p>* 9. Company commander issues orders and instructions to include ROE and or ROI.</p> <ul style="list-style-type: none"> a. Issues clear and concise taskings to platoons and or elements. <p>10. Company conducts a rehearsal.</p> <p>*11. Company commander coordinates/synchronizes actions of subordinate elements.</p> <p>*12. Company commander uses FRAGOs as necessary to redirect actions of subordinate elements.</p> <p>13. Company elements conduct tactical movement to the passage point.</p> <ul style="list-style-type: none"> a. Enter way points into positive navigation (POSNAV) equipment to aid navigation. b. Use covered and concealed routes to the maximum extent possible. c. Use most advantageous formation and movement technique based on factors of METT-TC. d. Maintain proper weapons orientation to ensure 360-degree security based on the formation selected. <p>14. Company elements move through the passage point.</p> <ul style="list-style-type: none"> a. Establish communications and or enter the net of the stationary unit using FBCB2, FM, or other tactical means. b. Display designated recognition signal on all vehicles, if applicable (vehicle commanders). c. Report arrival time at the passage point to higher headquarters using FBCB2, FM, or other tactical means. d. Pass through the passage point without halting or blocking it. <p>15. Company elements move along the passage lane.</p>		

TASK STEPS AND PERFORMANCE MEASURES	GO	NO-GO
a. Conduct tactical movement through the passage lane. b. Orient weapon systems in the direction of known or suspected enemy contact. c. Follow directions given by guides at traffic control points. d. Use alternate lanes if the situation dictates. Note: In the event of vehicle breakdown, the element continues to move and does not stop in the passage lane. The crew of the disabled vehicle moves it out of the flow of traffic, if possible, and attempts to repair it. If necessary, the crew waits with the vehicle until it can be recovered or repaired. *16. Company commander or representative keeps higher headquarters informed using FBCB2, FM, or other tactical means. a. Reports graphic control measures for passage. b. Sends situation report as necessary during execution. c. Reports completion of the passage. 17. If the passage is forward, the company crosses the BHL and continues the mission. 18. If the passage is rearward, the company crosses the BHL and takes specified actions. a. Moves to the location designated in the OPORD without halting or blocking the passage lane. b. Conducts the TSOP steps, or troop-leading procedures for hasty occupation of an assembly area as specified in the OPORD.		

TASK PERFORMANCE/EVALUATION SUMMARY BLOCK							
ITERATION	1	2	3	4	5	M	TOTAL
TOTAL TASK STEPS EVALUATED							
TOTAL TASK STEPS "GO"							
TRAINING STATUS "GO"/"NO-GO"							

"*" indicates a leader task step.

SUPPORTING INDIVIDUAL TASKS: NONE

SUPPORTING COLLECTIVE TASKS

Task Number	Task Title	References
07-2-1432	React to Snipers (Infantry Company)	ARTEP 7-10-MTP ARTEP 7-12-MTP
07-2-1468	Take Action on Contact (Infantry Company)	ARTEP 7-10-MTP ARTEP 7-12-MTP
07-2-2072	Report Tactical Information (Infantry Company)	ARTEP 7-10-MTP
07-2-5009	Conduct a Rehearsal (Infantry Company)	ARTEP 7-12-MTP ARTEP 7-10-MTP ARTEP 7-12-MTP
07-2-5009.07-HBCT	Conduct a Rehearsal (Infantry/Headquarters Company)	ARTEP 7-94-REV-MTP
07-2-5081	Conduct Troop-leading Procedures (Infantry Company)	ARTEP 7-10-MTP

ARTEP 7-12-MTP

SUPPORTING COLLECTIVE TASKS

Task Number	Task Title	References
07-2-5081.07-HBCT	Conduct Troop-leading Procedures (Infantry/Headquarters Company)	ARTEP 7-12-MTP ARTEP 7-94-REV-MTP
07-2-5153	Prepare for Combat (Infantry Company)	ARTEP 7-10-MTP ARTEP 7-12-MTP
07-2-5153.07-HBCT	Prepare for Combat (Infantry/Headquarters Company)	ARTEP 7-94-REV-MTP
07-2-6063	Maintain Operations Security (Infantry Company)	ARTEP 7-10-MTP
07-2-6063.07-HBCT	Maintain Operations Security (Infantry/Headquarters Company)	ARTEP 7-12-MTP ARTEP 7-94-REV-MTP

OPFOR TASKS AND STANDARDS

TASK: Conduct an Attack (07-OPFOR-0012)

CONDITION: The OPFOR is conducting operations independently or as part of a larger force. The OPFOR has determined that the enemy element is occupying defensive positions, conducting convoy operations, occupying an assembly or rear area, or is otherwise susceptible to attack. All assigned enemy equipment and personnel are available. Indirect fire support is available.

STANDARD: The OPFOR conducts an attack IAW the OPORD and or commander's guidance. The OPFOR executes the attack by completely neutralizing, destroying, deceiving, or disrupting the enemy element at the designated time and location specified in the operation order and or commander's guidance.

Note: During training exercises, the enemy commander or leader should select the size of the OPFOR element based on threat doctrine.

TASK: Execute Actions on Contact (07-OPFOR-0015)

CONDITION: The OPFOR is conducting offensive operations independently or as part of a larger force. The OPFOR makes contact with the enemy by receipt of direct fires, indirect fires, or direct observation. All assigned OPFOR equipment and personnel are available. The OPFOR has indirect fire, close air, and engineer support available.

STANDARD: The OPFOR executes actions on contact IAW the OPORD and or commander's guidance. The OPFOR conducts fire and maneuver to rapidly rout the enemy, seize the initiative, and create advantageous conditions for subsequent operations.

Note: During training exercises, the enemy commander or leader should select the size of the OPFOR element based on threat doctrine.

TASK: Conduct Sniper Operations (07-OPFOR-0017)

CONDITION: The OPFOR is conducting operations independently or as part of a larger force and is ordered to conduct sniper operations against the enemy elements. The enemy elements are occupying an assembly area, conducting tactical movement, conducting a tactical road march, or are otherwise susceptible to a sniper attack. All assigned OPFOR equipment and personnel are available.

STANDARD: The OPFOR conducts sniper operations IAW the OPORD and or commander's guidance. The OPFOR snipers set up well-concealed locations and engage the enemy personnel with short bursts of semiautomatic fire. The OPFOR snipers delay or disrupt the enemy activities and or kill the enemy personnel. The OPFOR snipers prevent their position from being discovered. The OPFOR snipers report all specified intelligence requirements to higher HQ.

Note: During training exercises, the enemy commander or leader should select the size of the OPFOR element based on threat doctrine.

TASK: Conduct an Ambush (07-OPFOR-0025)

CONDITION: The OPFOR is conducting operations independently or as part of a larger force. The OPFOR is directed to conduct an ambush along a suspected enemy route or avenue of approach. All assigned OPFOR equipment and personnel are available. The OPFOR has indirect fire support available.

STANDARD: The OPFOR conducts the ambush IAW the OPORD and or commander's guidance. The OPFOR conducts aggressive maneuver from concealed positions and delivers accurate coordinated fires to kill or capture enemy personnel and destroy, disable, or capture the enemy's equipment and supplies. The OPFOR withdraws from the ambush site, reorganizes and consolidates, and continues with follow-on mission.

Note: During training exercises, the enemy commander or leader should select the size of the OPFOR element based on threat doctrine.

TASK: Conduct Air Attack (07-OPFOR-0029)

CONDITION: The OPFOR is conducting offensive operations independently or as part of a larger force. The enemy positions, formations, or soldiers have been identified and are susceptible to air attack. All necessary personnel and equipment are available. The OPFOR fixed-wing combat aircraft and attack helicopters are available to provide aerial fire support to ground maneuver forces.

STANDARD: The OPFOR executes the air attack using fixed- and rotor-winged aircraft IAW the OPORD and or commander's guidance. The enemy positions, formations, and or soldiers are destroyed, delayed, or forced to retreat.

Note: During training exercises, the enemy commander or leader should select the size of the OPFOR element based on threat doctrine.

TASK: Employ Deception Measures (07-OPFOR-0030)

CONDITION: The OPFOR is conducting operations independently or as part of a larger force. The OPFOR is ordered to employ deception measures to confuse the enemy and to prevent the enemy from determining the OPFOR intentions or activities. All assigned OPFOR equipment and personnel are available. The OPFOR has indirect fire, close air, and engineer support available.

STANDARD: The OPFOR employs deception measures IAW the OPORD and or commander's guidance. The OPFOR constructs dummy positions; simulates troop movements by such means as use of civilian vehicles to portray movement to radar or marching refugees to portray movement of troops in the rear; conducts feints or demonstrations; employs manipulative, simulative, and imitative deception electronic measures; and or avoids patterns or obvious movements that reveal the time or intent of an operation.

Note: During training exercises, the enemy commander or leader should select the size of the OPFOR element based on threat doctrine.

ARTEP 7-12-MTP

ELEMENT: RIFLE CO INF BN (BCT)

TASK: Conduct a Passage of Lines as the Stationary Unit (Infantry Company) (07-2-1126)

(FM 7-10)	(FM 100-14)	(FM 101-5)
(FM 101-5-1)	(FM 24-1)	(FM 24-12)
(FM 24-19)	(FM 24-35)	(FM 24-35-1)
(FM 7-12 (3-21.11))	(FM 7-85)	

ITERATION: 1 2 3 4 5 M (Circle)

COMMANDER/LEADER ASSESSMENT: T P U (Circle)

CONDITIONS: The company is conducting operations as part of a larger force and has received an operation order (OPORD) or fragmentary order (FRAGO) to pass another element through their lines at the time specified. All necessary personnel and equipment are available. The company has communications with higher, adjacent, and subordinate elements. The company has been provided guidance on the rules of engagement (ROE) and or rules of interaction (ROI). Coalition forces and noncombatants may be present in the operational environment. Some iterations of this task should be performed in MOPP4.

TASK STANDARDS: The company passes another element through their lines in accordance with the tactical standing operating procedures (TSOP), the order, and or higher commander's guidance. The company performs necessary coordination/liaison with the passing element. The company designates and briefs guide personnel. The company passes the passing unit through and conducts battle handover. The company complies with the ROE and or ROI.

TASK STEPS AND PERFORMANCE MEASURES	GO	NO-GO
<ul style="list-style-type: none"> * 1. Company leaders gain and or maintain situational understanding using information that is gathered from force XXI battle command brigade and below (FBCB2) (if applicable), frequency modulated (FM) communications, maps, intelligence summaries, situation reports (SITREPs), and or other available information sources. * 2. Company commander receives an OPORD or FRAGO and issues warning order (WARNO) to the company using FBCB2, FM, or other tactical means. * 3. Company commander conducts troop-leading procedures with emphasis on the following: <ul style="list-style-type: none"> a. Conducts a digital and or conventional map reconnaissance. <ul style="list-style-type: none"> (1) Identifies passage point, if not specified by higher headquarters. (2) Identifies contact points. b. Organizes the company as necessary to accomplish the mission and or compensate for combat losses. c. Coordinates with higher headquarters or the passing unit, if required. <ul style="list-style-type: none"> (1) Obtains the following: <ul style="list-style-type: none"> (a) Location of passage point, if specified by higher headquarters. (b) Signal operating instructions (SOI) information. (c) Passing unit designation. (d) Number/type of vehicles involved in the passage. (e) Estimated time of arrival of vehicles and markings of the first and last vehicles. (f) Order of march. (g) Recognition signals. (h) Guide requirements. (2) Provides the following as appropriate: 		

TASK STEPS AND PERFORMANCE MEASURES	GO	NO-GO
<ul style="list-style-type: none"> (a) Friendly situation and or disposition. (b) Updated enemy situation. (c) Terrain analysis. (d) Supporting fires information to include available assets, smoke data, and target numbers and or locations. (e) Locations of friendly obstacles and applicable breaching information, to include any routes through obstacles. (f) Time of passage. (g) Rally points and assembly area locations. (h) Location of the line of departure. (i) Location of the battle handover line (BHL) and time the transfer of responsibility for the control of the sector will take place. (j) Location of attack positions. (k) Information for resupply of Classes III and V. (l) Information for medical evacuation assets. (m) Information for handling of enemy prisoners of war. (n) Information for maintenance requirements and available assets. <p>* 4. Company commander briefs subordinate leaders on mission and directs them to designate guide personnel.</p> <ul style="list-style-type: none"> a. Briefs: <ul style="list-style-type: none"> (1) Enemy situation. (2) Attack positions or assembly areas. (3) Contact points (primary, alternate). (4) Passage lane data, to include alternate routes, start point, release point, passage points, and checkpoints. (5) Location and number of guides and number and or type of vehicles, if applicable. (6) Recognition signals (7) Appropriate SOI information. <p>* 5. Company commander disseminates digital reports (if applicable) and overlays to each subordinate element to keep them abreast of the situation.</p> <p>6. Designated company leadership briefs guide personnel on duties.</p> <p>* 7. Company commander issues orders and instructions to include ROE and or ROI.</p> <ul style="list-style-type: none"> a. Issues clear and concise taskings to platoons and or elements. <p>8. Company conducts rehearsal.</p> <p>* 9. Company commander issues FRAGOs, as necessary, to address changes to the plan identified during the rehearsal.</p> <p>*10. Company commander coordinates and or synchronizes actions of company elements.</p> <p>*11. Company commander uses FRAGOs as necessary to redirect actions of subordinate elements.</p> <p>12. Guide personnel move to appropriate positions and begin activities to support the passage.</p> <ul style="list-style-type: none"> a. Enter way points into position navigation equipment, for contact points and or passage points, to aid navigation. b. Establish overwatch positions. c. Reconnoiter and mark route for the passing unit. 		

ARTEP 7-12-MTP

TASK STEPS AND PERFORMANCE MEASURES	GO	NO-GO
13. Guide personnel open passage lane. a. Ensure lane provides adequate maneuver space for all passing unit vehicles. b. Assume positions to provide all-round defense for the passage. 14. Guide personnel perform linkup with the passing unit and brief unit leaders as necessary. a. Execute near and far recognition signals. b. Verify restrictive fire line and BHL as necessary. c. Overwatch the passage and provides security as needed. d. Close passage lane and any lanes through obstacles as required. 15. Company guides the passing unit and completes passage of lines actions. *16. Company commander reports the completion of the passage to higher headquarters. a. Direct the passing unit along specified routes to designated locations beyond the passage lane.		

TASK PERFORMANCE/EVALUATION SUMMARY BLOCK							
ITERATION	1	2	3	4	5	M	TOTAL
TOTAL TASK STEPS EVALUATED							
TOTAL TASK STEPS "GO"							
TRAINING STATUS "GO"/"NO-GO"							

"*" indicates a leader task step.

SUPPORTING INDIVIDUAL TASKS: NONE

SUPPORTING COLLECTIVE TASKS

Task Number	Task Title	References
07-2-2072	Report Tactical Information (Infantry Company)	ARTEP 7-10-MTP
07-2-5009	Conduct a Rehearsal (Infantry Company)	ARTEP 7-12-MTP ARTEP 7-10-MTP
07-2-5009.07-HBCT	Conduct a Rehearsal (Infantry/Headquarters Company)	ARTEP 7-12-MTP ARTEP 7-94-REV-MTP
07-2-5063	Conduct Risk Management (Infantry Company)	ARTEP 7-10-MTP
07-2-5063.07-HBCT	Conduct Risk Management (Infantry/Headquarters Company)	ARTEP 7-12-MTP ARTEP 7-94-REV-MTP
07-2-5081	Conduct Troop-leading Procedures (Infantry Company)	ARTEP 7-10-MTP
07-2-5081.07-HBCT	Conduct Troop-leading Procedures (Infantry/Headquarters Company)	ARTEP 7-12-MTP ARTEP 7-94-REV-MTP
07-2-6063	Maintain Operations Security (Infantry Company)	ARTEP 7-10-MTP

SUPPORTING COLLECTIVE TASKS

Task Number	Task Title	References
07-2-6063.07-HBCT	Maintain Operations Security (Infantry/Headquarters Company)	ARTEP 7-12-MTP ARTEP 7-94-REV-MTP

OPFOR TASKS AND STANDARDS

TASK: Conduct an Attack (07-OPFOR-0012)

CONDITION: The OPFOR is conducting operations independently or as part of a larger force. The OPFOR has determined that the enemy element is occupying defensive positions, conducting convoy operations, occupying an assembly or rear area, or is otherwise susceptible to attack. All assigned enemy equipment and personnel are available. Indirect fire support is available.

STANDARD: The OPFOR conducts an attack IAW the OPORD and or commander's guidance. The OPFOR executes the attack by completely neutralizing, destroying, deceiving, or disrupting the enemy element at the designated time and location specified in the operation order and or commander's guidance.

Note: During training exercises, the enemy commander or leader should select the size of the OPFOR element based on threat doctrine.

TASK: Conduct a Raid (07-OPFOR-0013)

CONDITION: The OPFOR is conducting operations independently or as part of a larger force. The OPFOR is occupying an objective rally point with orders to conduct a raid against the enemy elements. All assigned OPFOR equipment and personnel are available. The OPFOR has indirect fire support available.

STANDARD: The OPFOR executes the raid IAW the OPORD and or commander's guidance. The OPFOR uses surprise, firepower, and maneuver to destroy enemy positions, capture prisoners, capture equipment, or free prisoners friendly to the OPFOR. The OPFOR avoids decisive engagement and withdraws all personnel from the objectives within the specified time. The OPFOR obtain all required priority intelligence requirements.

Note: During training exercises, the enemy commander or leader should select the size of the OPFOR element based on threat doctrine.

TASK: Execute Actions on Contact (07-OPFOR-0015)

CONDITION: The OPFOR is conducting offensive operations independently or as part of a larger force. The OPFOR makes contact with the enemy by receipt of direct fires, indirect fires, or direct observation. All assigned OPFOR equipment and personnel are available. The OPFOR has indirect fire, close air, and engineer support available.

STANDARD: The OPFOR executes actions on contact IAW the OPORD and or commander's guidance. The OPFOR conducts fire and maneuver to rapidly rout the enemy, seize the initiative, and create advantageous conditions for subsequent operations.

Note: During training exercises, the enemy commander or leader should select the size of the OPFOR element based on threat doctrine.

ARTEP 7-12-MTP

TASK: Conduct Sniper Operations (07-OPFOR-0017)

CONDITION: The OPFOR is conducting operations independently or as part of a larger force and is ordered to conduct sniper operations against the enemy elements. The enemy elements are occupying an assembly area, conducting tactical movement, conducting a tactical road march, or are otherwise susceptible to a sniper attack. All assigned OPFOR equipment and personnel are available.

STANDARD: The OPFOR conducts sniper operations IAW the OPORD and or commander's guidance. The OPFOR snipers set up well-concealed locations and engage the enemy personnel with short bursts of semiautomatic fire. The OPFOR snipers delay or disrupt the enemy activities and or kill the enemy personnel. The OPFOR snipers prevent their position from being discovered. The OPFOR snipers report all specified intelligence requirements to higher HQ.

Note: During training exercises, the enemy commander or leader should select the size of the OPFOR element based on threat doctrine.

TASK: Defend (07-OPFOR-0019)

CONDITION: The OPFOR is conducting defensive operations independently or as part of a larger force. The OPFOR is occupying key terrain and is in prepared fighting positions. All assigned equipment and personnel are available. Indirect fire, close air, and engineer support are available to the OPFOR.

STANDARD: The OPFOR conducts the defense IAW the operation order and or the commander's guidance. The OPFOR defeats, repels, disrupts, or destroys the attacking enemy and retains key terrain.

Note: During training exercises, the enemy commander or leader should select the size of the OPFOR element based on threat doctrine.

TASK: Conduct an Ambush (07-OPFOR-0025)

CONDITION: The OPFOR is conducting operations independently or as part of a larger force. The OPFOR is directed to conduct an ambush along a suspected enemy route or avenue of approach. All assigned OPFOR equipment and personnel are available. The OPFOR has indirect fire support available.

STANDARD: The OPFOR conducts the ambush IAW the OPORD and or commander's guidance. The OPFOR conducts aggressive maneuver from concealed positions and delivers accurate coordinated fires to kill or capture enemy personnel and destroy, disable, or capture the enemy's equipment and supplies. The OPFOR withdraws from the ambush site, reorganizes and consolidates, and continues with follow-on mission.

Note: During training exercises, the enemy commander or leader should select the size of the OPFOR element based on threat doctrine.

ELEMENT: RIFLE CO INF BN (BCT)

TASK: Conduct a Raid (Infantry Company) (07-2-1135)

(FM 7-10)	(FM 100-14)	(FM 101-5)
(FM 101-5-1)	(FM 101-5-2)	(FM 20-3)
(FM 21-18)	(FM 21-60)	(FM 24-35)
(FM 24-35-1)	(FM 3-34.2)	(FM 7-12 (3-21.11))
(FM 7-85)		

ITERATION: 1 2 3 4 5 M (Circle)

COMMANDER/LEADER ASSESSMENT: T P U (Circle)

CONDITIONS: The company is conducting operations as part of a higher headquarters and has received an operation order (OPORD) or fragmentary order (FRAGO) to conduct a raid at a specified location and time. All necessary personnel and equipment are available. The company has communications with higher, adjacent, and subordinate elements, as required. Indirect fire support is available. The company has been provided guidance on the rules of engagement (ROE) and rules of interaction (ROI). Coalition forces and noncombatants may be present in the operational environment. Some iterations of this task should be conducted during limited visibility conditions. Some iterations of this task should be performed in MOPP4.

TASK STANDARDS: The company conducts the raid in accordance with (IAW) the tactical standing operating procedures (TSOP), the order, and or higher commander's guidance. The company surprises the enemy and assaults the objective to achieve the intent of the raid. The company does not become decisively engaged. The company complies with the ROE and ROI.

TASK STEPS AND PERFORMANCE MEASURES	GO	NO-GO
<ul style="list-style-type: none"> * 1. Company leaders gain and or maintain situational understanding using information that is gathered from force XXI battle command brigade and below (FBCB2) (if applicable), frequency modulated (FM) communications, maps, intelligence summaries, situation reports (SITREPs), and or other available information sources. * 2. Company commander receives an OPORD or FRAGO and issues warning order (WARNO) to the company. * 3. Company commander plans using troop-leading procedures. <ul style="list-style-type: none"> a. Conducts analysis based on factors of mission, enemy, terrain and weather, troops and support available, time available, and civil considerations (METT-TC). <ul style="list-style-type: none"> (1) Considers the enemy's capabilities, likely courses of action (COAs), and specific weapons capabilities. b. Conducts a digital and or conventional map reconnaissance. <ul style="list-style-type: none"> (1) Identifies tentative objective rally point (ORP). (2) Identifies tentative support by fire and assault positions. (3) Identifies likely enemy avenues of approach. (4) Identifies routes to and from the ORP and objective. (5) Marks tentative dismount points on digital and conventional maps as appropriate. c. Designates the main effort and supporting effort. d. Establishes control measures. e. Organizes the company as necessary to accomplish the mission and or compensate for combat losses. <ul style="list-style-type: none"> (1) Designates a support, assault, and breach element as required. (2) Identifies special teams. 		

TASK STEPS AND PERFORMANCE MEASURES	GO	NO-GO
<p>f. Coordinates and synchronizes activities within each battlefield operating system (BOS).</p> <p>g. Addresses actions on chance contact with the enemy.</p> <p>h. Plans and coordinates combat service support (CSS).</p> <p>i. Designates the withdrawal sequence.</p> <p>j. Plans the integration of direct and indirect fires IAW higher headquarters' fire support plan.</p> <p>* 4. Company commander disseminates digital reports (if applicable), overlays, and other pertinent information to each platoon to keep them abreast of the situation.</p> <p>* 5. Company commander sets the conditions for the raid by employing (or requesting that higher headquarters employ) one or more of the following:</p> <p>a. Screening or obscuring smoke to isolate enemy forces from friendly forces.</p> <p>b. Direct fires to fix adjacent or reserve enemy elements, preventing them from repositioning or reinforcing the objective area.</p> <p>c. Indirect fires, direct fires, or both to suppress and or destroy enemy forces on the objective.</p> <p>* 6. Company commander issues orders and instructions to include ROE and ROI.</p> <p>a. Issues clear and concise taskings to platoons and or elements.</p> <p>7. Company prepares for mission.</p> <p>a. Refines the plan based on continuously updated intelligence.</p> <p>b. Conducts precombat checks.</p> <p>c. Conducts a rehearsal.</p> <p>* 8. Company commander issues a FRAGO, as necessary, to address changes to the plan identified during the rehearsal.</p> <p>9. Company moves tactically to the ORP.</p> <p>a. Enters way points into position navigation equipment to aid navigation.</p> <p>b. Secures the ORP.</p> <p>c. Leaves a contingency plan with the senior company leader remaining at the ORP.</p> <p>*10. Company commander or designated representative and reconnaissance element conducts the reconnaissance based on factors of METT-TC.</p> <p>a. Pinpoints the objective.</p> <p>b. Establishes security at the objective.</p> <p>c. Selects security, support, and assault positions.</p> <p>d. Verifies and updates intelligence information.</p> <p>e. Leaves a surveillance team to observe the objective.</p> <p>f. Returns to the ORP.</p> <p>*11. Company commander adjusts the plan based on updated intelligence and reconnaissance effort.</p> <p>a. Recommends to higher headquarters:</p> <p>(1) Aborting if the combat power of the enemy significantly alters the engagement ratio.</p> <p>(2) Aborting if enemy activity in the target area is significantly increased, movement of outside elements in the area is detected, or increased air coverage is present.</p> <p>(3) Continuing with the raid.</p> <p>*12. Company commander updates the enemy situation.</p>		

TASK STEPS AND PERFORMANCE MEASURES	GO	NO-GO
<p>*13. Company commander disseminates updated digital reports (if applicable), overlays, and other pertinent information.</p> <p>*14. Company commander assigns positions for all elements.</p> <p>15. Company elements move from the ORP to support or assault positions.</p> <ol style="list-style-type: none"> a. Move using the designated/appropriate technique. b. Attempt to breach any obstacle it cannot bypass. <p>*16. Company commander coordinates and or synchronizes actions of the support and assault elements.</p> <p>*17. Company commander uses FRAGOs as necessary to redirect actions of subordinate elements.</p> <p>18. Company executes the raid.</p> <ol style="list-style-type: none"> a. Conducts the raid DISMOUNTED. (Raids are normally conducted dismounted.) <ol style="list-style-type: none"> (1) Employs indirect fires to isolate portions of the objective area, to obscure enemy element, and or to screen the movement of friendly elements. (2) Surprises the enemy. (3) Increases the volume and accuracy of fires to suppress and or destroy enemy vehicles and fighting positions (support elements and or platoons). (4) Conducts initial breach of obstacles, if required to penetrate the enemy's protective obstacle belt. (5) Lifts and shifts fires as assault element moves beyond the obstacle using FBCB2, FM, or other tactical means. <p>Note: Both direct and indirect fires shift to suppress areas adjacent to the objective, to destroy enemy forces retreating, or to prevent enemy reinforcement of the objective.</p> <ol style="list-style-type: none"> (6) Assaults onto the objective by conducting fire and maneuver (assaulting elements and or platoons). (7) Achieves the intent of the raid. b. Conducts the raid MOUNTED. <p>Note: If conducting the raid mounted, Bradley fighting vehicles (BFVs) normally occupy hide positions in the ORP until ordered to initiate the raid. Infantry carrier vehicles (ICVs) normally remain in hide/support positions while dismounted soldiers assault the objective.</p> <ol style="list-style-type: none"> (1) Employs indirect fires to isolate portions of the objective area, to obscure enemy element, and or to screen the movement of friendly elements. (2) Maintains radio silence. (3) Increases the volume and accuracy of fires to suppress and or destroy enemy vehicles and fighting positions (support elements and or platoons). (4) Commences firing and advances toward the object (assault element). (5) Assaults onto the objective by conducting fire and maneuver (assaulting elements and or platoons). (6) Achieves the intent of the raid. <p>19. Company occupies designated defensible positions, if necessary.</p> <p>*20. Company commander assesses the situation and reports to higher as required.</p> <ol style="list-style-type: none"> a. Compiles platoon leader SITREPs. 		

ARTEP 7-12-MTP

TASK STEPS AND PERFORMANCE MEASURES	GO	NO-GO
b. Submits updated SITREP to the higher headquarters commander as necessary. 21. Elements withdraw from the objective in the sequence designated in the FRAGO to a covered and concealed position away from the objective area. 22. Company conducts consolidation and reorganization. a. Maintains all-round security to prevent and or defend an enemy counterattack. b. Reestablishes the chain of command. c. Remans key weapons. d. Redistributes ammunition and equipment. 23. Company secures enemy prisoners of war (EPW). 24. Company treats and evacuates casualties. *25. Company commander assesses and reports the status of personnel, ammunition, supplies, and essential equipment. 26. Company continues operations as directed.		

TASK PERFORMANCE/EVALUATION SUMMARY BLOCK							
ITERATION	1	2	3	4	5	M	TOTAL
TOTAL TASK STEPS EVALUATED							
TOTAL TASK STEPS "GO"							
TRAINING STATUS "GO"/"NO-GO"							

"*" indicates a leader task step.

SUPPORTING INDIVIDUAL TASKS: NONE

SUPPORTING COLLECTIVE TASKS

Task Number	Task Title	References
07-2-1306-A	Conduct Operations during Limited Visibility (Antiarmor/Infantry Company)	ARTEP 7-10-MTP
07-2-1342	Conduct Tactical Movement (Infantry Company)	ARTEP 7-91-MTP ARTEP 7-10-MTP
07-2-1468	Take Action on Contact (Infantry Company)	ARTEP 7-12-MTP ARTEP 7-10-MTP
07-2-2018	Conduct an Area or Zone Reconnaissance (Infantry Company)	ARTEP 7-12-MTP ARTEP 7-10-MTP
07-2-2072	Report Tactical Information (Infantry Company)	ARTEP 7-12-MTP ARTEP 7-10-MTP
07-2-3000	Conduct Overwatch and or Support by Fire (Infantry Company)	ARTEP 7-12-MTP ARTEP 7-10-MTP
07-2-3027	Integrate Direct Fires (Infantry Company)	ARTEP 7-12-MTP ARTEP 7-10-MTP

SUPPORTING COLLECTIVE TASKS

Task Number	Task Title	References
07-2-3036	Integrate Indirect Fire Support (Infantry Company)	ARTEP 7-12-MTP ARTEP 7-10-MTP
07-2-4027	Handle Enemy Prisoners of War (Infantry Company)	ARTEP 7-12-MTP ARTEP 7-10-MTP
07-2-4045	Process Captured Documents and Equipment (Infantry Company)	ARTEP 7-12-MTP ARTEP 7-10-MTP
07-2-4063	Treat and Evacuate Casualties (Antiarmor/Infantry Company)	ARTEP 7-12-MTP ARTEP 7-10-MTP
07-2-5009	Conduct a Rehearsal (Infantry Company)	ARTEP 7-12-MTP ARTEP 7-91-MTP ARTEP 7-10-MTP
07-2-5027	Conduct Consolidation and Reorganization (Infantry Company)	ARTEP 7-12-MTP ARTEP 7-10-MTP
07-2-5063	Conduct Risk Management (Infantry Company)	ARTEP 7-12-MTP ARTEP 7-10-MTP
07-2-5081	Conduct Troop-leading Procedures (Infantry Company)	ARTEP 7-12-MTP ARTEP 7-10-MTP
07-2-5126	Occupy an Assembly Area (Infantry Company)	ARTEP 7-12-MTP ARTEP 7-10-MTP
07-2-5153	Prepare for Combat (Infantry Company)	ARTEP 7-12-MTP ARTEP 7-10-MTP
07-2-6063	Maintain Operations Security (Infantry Company)	ARTEP 7-12-MTP ARTEP 7-10-MTP
07-3-1126	Conduct a Raid (Infantry Platoon/Squad)	ARTEP 7-12-MTP ARTEP 7-5-MTP ARTEP 7-7J-MTP ARTEP 7-8-MTP
07-3-1189	Conduct Actions at Danger Areas (Infantry/Reconnaissance Platoon)	ARTEP 7-4-MTP ARTEP 7-5-MTP ARTEP 7-7J-MTP ARTEP 7-8-MTP ARTEP 7-92-MTP
07-3-1234	Conduct Operations during Limited Visibility (Antiarmor/Infantry/Mortar/Reconnaissance Platoon/Squad)	ARTEP 7-91-MTP
07-3-1252	Conduct Overwatch and or Support by Fire (Antiarmor/Infantry Platoon/Squad)	ARTEP 7-5-MTP ARTEP 7-7J-MTP ARTEP 7-8-MTP ARTEP 7-91-MTP
07-3-1270	Conduct Tactical Movement (Mounted or Dismounted) (Antiarmor/Infantry/Mortar/ Reconnaissance Platoon/Squad)	ARTEP 7-4-MTP

SUPPORTING COLLECTIVE TASKS

Task Number	Task Title	References
07-3-1432	Take Action on Contact (Infantry/ Mortar/Reconnaissance Platoon/Squad)	ARTEP 7-5-MTP ARTEP 7-7J-MTP ARTEP 7-8-MTP ARTEP 7-90-MTP ARTEP 7-91-MTP ARTEP 7-92-MTP ARTEP 7-4-MTP
07-3-2009	Conduct an Area or Zone Reconnaissance (Infantry/Reconnaissance Platoon/Squad)	ARTEP 7-5-MTP ARTEP 7-7J-MTP ARTEP 7-8-MTP ARTEP 7-90-MTP ARTEP 7-92-MTP ARTEP 7-4-MTP
07-3-2054	Report Tactical Information (Infantry/ Mortar/Reconnaissance Platoon/Squad)	ARTEP 7-5-MTP ARTEP 7-7J-MTP ARTEP 7-8-MTP ARTEP 7-92-MTP ARTEP 7-4-MTP
07-3-3009	Employ Fire Support (Infantry/Reconnaissance Platoon/Squad)	ARTEP 7-5-MTP ARTEP 7-7J-MTP ARTEP 7-8-MTP ARTEP 7-90-MTP ARTEP 7-92-MTP ARTEP 7-4-MTP
07-3-4009	Handle Enemy Prisoners of War (Infantry/ Mortar/Reconnaissance Platoon/Squad)	ARTEP 7-5-MTP ARTEP 7-7J-MTP ARTEP 7-8-MTP ARTEP 7-92-MTP ARTEP 7-4-MTP
07-3-4027	Process Captured Documents and Equipment (Infantry/Mortar/Reconnaissance Platoon/Squad)	ARTEP 7-5-MTP ARTEP 7-7J-MTP ARTEP 7-8-MTP ARTEP 7-90-MTP ARTEP 7-92-MTP ARTEP 7-4-MTP
07-3-4045	Treat and Evacuate Casualties (Infantry/ Mortar/Reconnaissance Platoon/Squad)	ARTEP 7-5-MTP ARTEP 7-7J-MTP ARTEP 7-8-MTP ARTEP 7-90-MTP ARTEP 7-92-MTP ARTEP 7-4-MTP

SUPPORTING COLLECTIVE TASKS

Task Number	Task Title	References
07-3-5000	Conduct a Rehearsal (Infantry/Mortar/Reconnaissance Platoon/Squad)	ARTEP 7-92-MTP ARTEP 7-4-MTP ARTEP 7-5-MTP ARTEP 7-7J-MTP ARTEP 7-8-MTP ARTEP 7-90-MTP ARTEP 7-92-MTP
07-3-5009	Conduct Consolidation and Reorganization (Infantry/Reconnaissance Platoon/Squad)	ARTEP 7-4-MTP ARTEP 7-5-MTP ARTEP 7-7J-MTP ARTEP 7-8-MTP ARTEP 7-92-MTP
07-3-5027	Conduct Risk Management (Infantry/Mortar/Reconnaissance Platoon/Squad)	ARTEP 7-4-MTP ARTEP 7-5-MTP ARTEP 7-7J-MTP ARTEP 7-8-MTP ARTEP 7-90-MTP ARTEP 7-92-MTP
07-3-5036	Conduct Troop-leading Procedures (Infantry/Mortar/Reconnaissance Platoon/Squad)	ARTEP 7-4-MTP ARTEP 7-5-MTP ARTEP 7-7J-MTP ARTEP 7-8-MTP ARTEP 7-90-MTP ARTEP 7-92-MTP
07-3-5063	Occupy an Assembly Area (Infantry/Mortar/Reconnaissance Platoon/Squad)	ARTEP 7-4-MTP ARTEP 7-5-MTP ARTEP 7-7J-MTP ARTEP 7-8-MTP ARTEP 7-90-MTP ARTEP 7-92-MTP
07-3-5081	Prepare for Combat (Infantry/Mortar/Reconnaissance Platoon/Squad)	ARTEP 7-4-MTP ARTEP 7-5-MTP ARTEP 7-7J-MTP ARTEP 7-8-MTP ARTEP 7-90-MTP ARTEP 7-92-MTP
07-3-6027	Maintain Operations Security (Infantry/Mortar/Reconnaissance Platoon/Squad)	ARTEP 7-4-MTP ARTEP 7-5-MTP ARTEP 7-7J-MTP ARTEP 7-8-MTP ARTEP 7-90-MTP ARTEP 7-92-MTP

OPFOR TASKS AND STANDARDS

TASK: Conduct Reconnaissance (07-OPFOR-0010)

CONDITION: The OPFOR is conducting operations independently or as part of a larger force. The OPFOR is directed to obtain tactical information pertaining to enemy's location, disposition, intent, and or activities. All assigned OPFOR equipment and personnel are available. The OPFOR has engineer support available.

STANDARD: The OPFOR conducts the reconnaissance mission by penetrating the enemy's outposts with mounted or dismounted patrols, and obtaining and reporting required information IAW the OPORD and or commander's guidance. The OPFOR maintains focus; continuity; aggressiveness; timeliness; camouflage, concealment, and deception; accuracy; and reliability. The OPFOR reconnaissance elements complete the reconnaissance mission undetected.

Note: During training exercises, the enemy unit commander or leader should select the size of the OPFOR element based on threat doctrine.

TASK: Conduct Counterreconnaissance (07-OPFOR-0011)

CONDITION: The OPFOR is conducting operations independently or as part of a larger force. The OPFOR is ordered to deny information to the enemy reconnaissance elements by active and passive means. All necessary personnel and equipment are available.

STANDARD: The OPFOR conducts the counterreconnaissance IAW the OPORD and or commander's guidance. The OPFOR conceals friendly information through operational security measures and engages and destroys the enemy reconnaissance elements.

Note: During training exercises, the enemy commander or leader should select the size of the OPFOR element based on threat doctrine.

TASK: Conduct Infiltration/Exfiltration (07-OPFOR-0018)

CONDITION: The OPFOR is conducting operations independently or as part of a larger force. The OPFOR infiltrates/exfiltrates personnel through the enemy lines. All necessary personnel and equipment are available.

STANDARD: The OPFOR conducts the infiltration/exfiltration IAW the operation order and or the commander's guidance. The OPFOR determines gaps in the enemy's lines/defenses and infiltrates/exfiltrates without being detected. The OPFOR accomplishes the commander's intent (gains information, attacks a position from the rear, conducts raids or ambushes, captures prisoners, seizes key terrain, or aids the main attack).

Note: During training exercises, the enemy commander or leader should select the size of the OPFOR element based on threat doctrine.

TASK: Defend an Obstacle (07-OPFOR-0020)

CONDITION: The OPFOR is conducting operations independently or as part of a larger force. The OPFOR has employed obstacles and is covering them with direct and indirect fires. All necessary personnel and equipment are available. The enemy has indirect fire support available.

STANDARD: The OPFOR defends obstacles IAW the operation order and or commander's guidance. The OPFOR covers the obstacles by fire. The OPFOR fixes the enemy in the obstacles and destroys them by fire.

Note: During training exercises, the enemy commander or leader should select the size of the OPFOR element based on threat doctrine.

ARTEP 7-12-MTP

ELEMENT: RIFLE CO INF BN (BCT)

TASK: Conduct a Deliberate Relief in Place (Infantry Company) (07-2-1153)

(FM 7-10)	(FM 100-14)	(FM 100-55)
(FM 101-5-1)	(FM 101-5-2)	(FM 20-3)
(FM 21-18)	(FM 21-60)	(FM 24-35)
(FM 24-35-1)	(FM 7-12 (3-21.11))	(FM 7-85)

ITERATION: 1 2 3 4 5 M (Circle)

COMMANDER/LEADER ASSESSMENT: T P U (Circle)

CONDITIONS: The company is conducting operations as part of a higher headquarters and has received an operation order (OPORD) or fragmentary order (FRAGO) to conduct a relief in place at the location and time specified. All necessary personnel and equipment are available. The company has communications with higher, adjacent, subordinate and relieved elements. The company has been provided guidance on the rules of engagement (ROE) and rules of interaction (ROI). Coalition forces and noncombatants may be present in the operational environment. Some iterations of this task should be conducted during limited visibility conditions. Some iterations of this task should be performed in MOPP4.

TASK STANDARDS: The company conducts the relief in place in accordance with (IAW) the tactical standing operating procedures (TSOP), the order, and or higher commander's guidance. The company conducts necessary coordination, moves tactically to designated contact point, occupies relieved unit's positions, and assumes responsibility for the fight without allowing the enemy an advantage. The company complies with the ROE and ROI.

TASK STEPS AND PERFORMANCE MEASURES	GO	NO-GO
<ul style="list-style-type: none"> * 1. Company leaders gain and or maintain situational understanding using information that is gathered from force XXI battle command brigade and below (FBCB2), frequency modulated (FM) communications, maps, intelligence summaries, situation reports (SITREPs), and other available information sources. * 2. Company commander receives an OPORD or FRAGO and issues warning order (WARNO) to the company using FBCB2, FM, or other tactical means. * 3. Company commander confirms friendly and enemy situations. <ul style="list-style-type: none"> a. Receives an updated digital report showing the location of forward and adjacent friendly elements, if applicable. b. Receives an updated enemy situational template for added fratricide prevention and increased force protection, if applicable. c. Clarifies priority intelligence requirement (PIR) requirements. d. Confirms any changes to the company team and platoon task or purpose. e. Confirms any changes to the scheme of maneuver. * 4. Company commander plans using troop-leading procedures. <ul style="list-style-type: none"> a. Conducts analysis based on factors of mission, enemy, terrain and weather, troops and support available, time available, and civil considerations (METT-TC). <ul style="list-style-type: none"> (1) Considers the enemy's capabilities, likely courses of action (COAs), and specific weapons capabilities. b. Conducts a digital and or conventional map reconnaissance. <ul style="list-style-type: none"> (1) Identifies and or confirms contact points. (2) Identifies routes to and from contact points. (3) Identifies likely enemy avenues of approach. 		

TASK STEPS AND PERFORMANCE MEASURES	GO	NO-GO
<p>(4) Marks tentative dismount points on digital and conventional maps as appropriate.</p> <p>c. Plans and coordinates indirect fire support and or close air support, if necessary.</p> <p>d. Identifies direct fire responsibilities.</p> <p>e. Plans the integration of direct and indirect fires IAW higher headquarters' fire support plan.</p> <p>f. Coordinates and synchronizes activities within each battlefield operating system (BOS).</p> <p>g. Organizes the company as necessary to accomplish the mission and or compensate for combat losses.</p> <p>h. Plans and coordinates combat service support (CSS).</p> <p>i. Addresses actions on chance contact with the enemy.</p> <p>* 5. Company commander or designated representative coordinates and or exchanges information with the relieved unit IAW the TSOP, the OPORD or FRAGO, and or guidance from higher headquarters (HQ).</p> <p>a. Coordinates and or exchanges.</p> <p>(1) Location of vehicle and or individual fighting positions (to include hide, alternate, and supplementary positions).</p> <p>(2) Outgoing unit's tactical plan, to include graphics, platoon and squad fire plans, and individual vehicles' and or platoon sector sketches.</p> <p>(3) Updated enemy situation.</p> <p>(4) Fire support coordination, including indirect fire plans and the time of relief for supporting artillery and mortar units.</p> <p>(5) Types of weapon systems being replaced.</p> <p>(6) Range cards for all weapons.</p> <p>(7) Location and disposition of obstacles and the time responsibility will be transferred.</p> <p>(8) Counterattack plans.</p> <p>(9) Plans for other tasks the platoons may have been tasked to perform.</p> <p>(10) Supplies and equipment to be transferred.</p> <p>(11) Movement control, route priority, and placement of guides.</p> <p>(12) Maintenance, logistical support, and evacuation if necessary for disabled vehicles.</p> <p>(13) Time, sequence, and method of relief.</p> <p>(a) Simultaneous.</p> <p>(b) Sequential.</p> <p>(14) Communications data.</p> <p>(a) Frequencies.</p> <p>(b) Filters for digital equipment.</p> <p>(c) Signals.</p> <p>(d) Challenge and password.</p> <p>(15) Battle handover line (BHL) procedures for artillery and air defense artillery (ADA), if applicable.</p> <p>* 6. Company commander or designated representative and reconnaissance element conducts the reconnaissance based on METT-TC.</p> <p>a. Enters way points into position navigation (POSNAV) equipment to aid navigation.</p> <p>b. Reconnoiters routes into and out of the position.</p> <p>c. Reconnoiters any assembly areas to be used.</p> <p>d. Reconnoiters logistics points.</p> <p>e. Reconnoiters primary, alternate, and supplementary positions.</p> <p>f. Reconnoiters obstacles.</p>		

TASK STEPS AND PERFORMANCE MEASURES	GO	NO-GO
<p>g. Reconnoiters patrol routes (primary and alternate) and observation post (OP) locations, when possible.</p> <p>h. Verifies and updates priority intelligence requirements.</p> <p>i. Posts security, if required.</p> <p>j. Returns to company position.</p> <p>* 7. Company commander disseminates digital reports (if applicable), overlays, and other pertinent information to each platoon to keep them abreast of the situation.</p> <p>8. Company conducts rehearsal.</p> <p>* 9. Company commander issues orders and instructions to include rules of engagement (ROE) and or rules of interaction (ROI).</p> <p> a. Issues clear and concise taskings to platoons/elements.</p> <p>*10. Company commander coordinates/synchronizes actions of subordinate elements.</p> <p>*11. Company commander uses FRAGOs as necessary to redirect actions of subordinate elements.</p> <p>12. Company executes the relief in place.</p> <p> a. Maintains operations security (OPSEC), taking these actions:</p> <p> (1) Changes frequencies on all company radios to the frequencies of the relieved unit.</p> <p> (2) Maintains radio listening silence (if specified in the OPORD and or FRAGO).</p> <p> (3) Adheres to noise, light, and litter discipline.</p> <p> b. Initiates movement, taking these actions:</p> <p> (1) Enters way points into positive navigation (POSNAV) equipment to aid navigation.</p> <p> (2) Moves to predetermined contact points and meets guides from the relieved unit.</p> <p> (3) Collocates command post (CP) with relieved unit CP.</p> <p> (4) Moves into hide positions and coordinates any final information.</p> <p> c. Occupies, as necessary, preliminary positions in preparation for conducting the relief. The following procedures apply:</p> <p> (1) Occupies positions behind the unit to be relieved as determined in the coordination or as specified in the OPORD.</p> <p> (2) Maintains readiness condition-1 (REDCON-1) status.</p> <p> (3) Reports to the higher headquarters commander when occupation of preliminary position is complete and the company is prepared to conduct the relief.</p> <p> d. Completes preparations and coordination with the relieving or relieved unit.</p> <p> (1) Updates the enemy situation.</p> <p> (2) Completes transfer of sector sketches and fire plans.</p> <p> (3) Completes transfer of obstacle target folders and hasty protective minefield forms.</p> <p> e. Conducts the relief.</p> <p> (1) Transfers equipment and supplies as required.</p> <p>Note: The relieving unit remains under operational control (OPCON) to the relieved unit until the entire relieving unit is in place and prepared to assume the mission.</p> <p> (2) Conducts battle handover, with relieving unit accepting responsibility.</p> <p> (3) As applicable, guides lead the relieving unit to specified positions in the determined sequence of relief, using covered and concealed routes and maintaining 360-degree security.</p>		

TASK STEPS AND PERFORMANCE MEASURES	GO	NO-GO
*13. Company commander or designated representative reports completion of the relief to the higher headquarters commander.		
14. Company continues operations as directed.		

TASK PERFORMANCE/EVALUATION SUMMARY BLOCK							
ITERATION	1	2	3	4	5	M	TOTAL
TOTAL TASK STEPS EVALUATED							
TOTAL TASK STEPS "GO"							
TRAINING STATUS "GO"/"NO-GO"							

"*" indicates a leader task step.

SUPPORTING INDIVIDUAL TASKS: NONE

SUPPORTING COLLECTIVE TASKS

Task Number	Task Title	References
07-2-1342	Conduct Tactical Movement (Infantry Company)	ARTEP 7-10-MTP
07-2-1468	Take Action on Contact (Infantry Company)	ARTEP 7-12-MTP ARTEP 7-10-MTP
07-2-2018	Conduct an Area or Zone Reconnaissance (Infantry Company)	ARTEP 7-12-MTP ARTEP 7-10-MTP
07-2-2072	Report Tactical Information (Infantry Company)	ARTEP 7-12-MTP ARTEP 7-10-MTP
07-2-3027	Integrate Direct Fires (Infantry Company)	ARTEP 7-12-MTP ARTEP 7-10-MTP
07-2-3036	Integrate Indirect Fire Support (Infantry Company)	ARTEP 7-12-MTP ARTEP 7-10-MTP
07-2-4063	Treat and Evacuate Casualties (Antiarmor/Infantry Company)	ARTEP 7-12-MTP ARTEP 7-10-MTP
07-2-5009	Conduct a Rehearsal (Infantry Company)	ARTEP 7-12-MTP ARTEP 7-91-MTP ARTEP 7-10-MTP
07-2-5063	Conduct Risk Management (Infantry Company)	ARTEP 7-12-MTP ARTEP 7-10-MTP
07-2-5081	Conduct Troop-leading Procedures (Infantry Company)	ARTEP 7-12-MTP ARTEP 7-10-MTP
07-2-5090	Establish Communications (Infantry Company)	ARTEP 7-12-MTP ARTEP 7-10-MTP
07-2-5126	Occupy an Assembly Area (Infantry Company)	ARTEP 7-12-MTP ARTEP 7-10-MTP

SUPPORTING COLLECTIVE TASKS

Task Number	Task Title	References
07-2-5153	Prepare for Combat (Infantry Company)	ARTEP 7-12-MTP ARTEP 7-10-MTP ARTEP 7-12-MTP
07-2-6063	Maintain Operations Security (Infantry Company)	ARTEP 7-10-MTP ARTEP 7-12-MTP
07-3-1135	Conduct a Deliberate Relief in Place (Infantry/Mortar/Reconnaissance Platoon/Squad)	ARTEP 7-4-MTP ARTEP 7-12-MTP
07-3-1270	Conduct Tactical Movement (Mounted or Dismounted) (Antiarmor/Infantry/Mortar/ Reconnaissance Platoon/Squad)	ARTEP 7-4-MTP ARTEP 7-92-MTP ARTEP 7-90-MTP ARTEP 7-8-MTP ARTEP 7-7J-MTP ARTEP 7-5-MTP
07-3-1432	Take Action on Contact (Infantry/Mortar/ Reconnaissance Platoon/Squad)	ARTEP 7-4-MTP ARTEP 7-92-MTP ARTEP 7-91-MTP ARTEP 7-90-MTP ARTEP 7-8-MTP ARTEP 7-7J-MTP ARTEP 7-5-MTP
07-3-2054	Report Tactical Information (Infantry/ Mortar/Reconnaissance Platoon/Squad)	ARTEP 7-4-MTP ARTEP 7-92-MTP ARTEP 7-90-MTP ARTEP 7-8-MTP ARTEP 7-7J-MTP ARTEP 7-5-MTP
07-3-4045	Treat and Evacuate Casualties (Infantry/ Mortar/Reconnaissance Platoon/Squad)	ARTEP 7-4-MTP ARTEP 7-92-MTP ARTEP 7-90-MTP ARTEP 7-8-MTP ARTEP 7-7J-MTP ARTEP 7-5-MTP
07-3-5000	Conduct a Rehearsal (Infantry/Mortar/ Reconnaissance Platoon/Squad)	ARTEP 7-4-MTP ARTEP 7-92-MTP ARTEP 7-90-MTP ARTEP 7-8-MTP ARTEP 7-7J-MTP ARTEP 7-5-MTP

SUPPORTING COLLECTIVE TASKS

Task Number	Task Title	References
07-3-5036	Conduct Troop-leading Procedures (Infantry/Mortar/Reconnaissance Platoon/Squad)	ARTEP 7-4-MTP ARTEP 7-5-MTP ARTEP 7-7J-MTP ARTEP 7-8-MTP ARTEP 7-90-MTP ARTEP 7-92-MTP
07-3-5054	Establish Radio Communications (Infantry/Mortar/Reconnaissance Platoon/Squad)	ARTEP 7-4-MTP ARTEP 7-5-MTP ARTEP 7-7J-MTP ARTEP 7-8-MTP ARTEP 7-90-MTP ARTEP 7-92-MTP
07-3-5063	Occupy an Assembly Area (Infantry/Mortar/Reconnaissance Platoon/Squad)	ARTEP 7-4-MTP ARTEP 7-5-MTP ARTEP 7-7J-MTP ARTEP 7-8-MTP ARTEP 7-90-MTP ARTEP 7-92-MTP
07-3-5081	Prepare for Combat (Infantry/Mortar/Reconnaissance Platoon/Squad)	ARTEP 7-4-MTP ARTEP 7-5-MTP ARTEP 7-7J-MTP ARTEP 7-8-MTP ARTEP 7-90-MTP ARTEP 7-92-MTP
07-3-6027	Maintain Operations Security (Infantry/Mortar/Reconnaissance Platoon/Squad)	ARTEP 7-4-MTP ARTEP 7-5-MTP ARTEP 7-7J-MTP ARTEP 7-8-MTP ARTEP 7-90-MTP ARTEP 7-92-MTP

OPFOR TASKS AND STANDARDS

TASK: Conduct Reconnaissance (07-OPFOR-0010)

CONDITION: The OPFOR is conducting operations independently or as part of a larger force. The OPFOR is directed to obtain tactical information pertaining to enemy's location, disposition, intent, and or activities. All assigned OPFOR equipment and personnel are available. The OPFOR has engineer support available.

STANDARD: The OPFOR conducts the reconnaissance mission by penetrating the enemy's outposts with mounted or dismounted patrols, and obtaining and reporting required information IAW the OPORD and or commander's guidance. The OPFOR maintains focus; continuity; aggressiveness; timeliness; camouflage, concealment, and deception; accuracy; and reliability. The OPFOR reconnaissance elements complete the reconnaissance mission undetected.

ARTEP 7-12-MTP

Note: During training exercises, the enemy unit commander or leader should select the size of the OPFOR element based on threat doctrine.

TASK: Conduct Sniper Operations (07-OPFOR-0017)

CONDITION: The OPFOR is conducting operations independently or as part of a larger force and is ordered to conduct sniper operations against the enemy elements. The enemy elements are occupying an assembly area, conducting tactical movement, conducting a tactical road march, or are otherwise susceptible to a sniper attack. All assigned OPFOR equipment and personnel are available.

STANDARD: The OPFOR conducts sniper operations IAW the OPORD and or commander's guidance. The OPFOR snipers set up well-concealed locations and engage the enemy personnel with short bursts of semiautomatic fire. The OPFOR snipers delay or disrupt the enemy activities and or kill the enemy personnel. The OPFOR snipers prevent their position from being discovered. The OPFOR snipers report all specified intelligence requirements to higher HQ.

Note: During training exercises, the enemy commander or leader should select the size of the OPFOR element based on threat doctrine.

TASK: Maintain Operations Security (07-OPFOR-0023)

CONDITION: The OPFOR is conducting operations independently or as part of a larger force. The OPFOR prevents the enemy from obtaining information about its operations and or intent. All necessary personnel and equipment are available.

STANDARD: The OPFOR maintains operations security IAW the operation order and or commander's guidance. The OPFOR denies information to the enemy by maintaining physical security, signal security, and information security. The OPFOR identifies and eliminates indicators that can be exploited by hostile intelligence organizations.

Note: During training exercises, the enemy commander or leader should select the size of the OPFOR element based on threat doctrine.

TASK: Conduct an Ambush (07-OPFOR-0025)

CONDITION: The OPFOR is conducting operations independently or as part of a larger force. The OPFOR is directed to conduct an ambush along a suspected enemy route or avenue of approach. All assigned OPFOR equipment and personnel are available. The OPFOR has indirect fire support available.

STANDARD: The OPFOR conducts the ambush IAW the OPORD and or commander's guidance. The OPFOR conducts aggressive maneuver from concealed positions and delivers accurate coordinated fires to kill or capture enemy personnel and destroy, disable, or capture the enemy's equipment and supplies. The OPFOR withdraws from the ambush site, reorganizes and consolidates, and continues with follow-on mission.

Note: During training exercises, the enemy commander or leader should select the size of the OPFOR element based on threat doctrine.

TASK: Conduct Biological/Chemical Operations (07-OPFOR-0027)

CONDITION: The OPFOR is conducting defensive or offensive operations independently or as part of a larger force. A decision has been made to employ biological or chemical weapons. Wind and weather conditions are right for the employment of biological or chemical weapons. All assigned OPFOR equipment and personnel are available.

STANDARD: The OPFOR conducts biological and or chemical operations IAW the OPORD and or commander's guidance. The OPFOR attacks the enemy with nerve, blood, blister, choking, incapacitant, and or irritant agents or pathogenic microbes and or microorganism toxins. The OPFOR delivers agents and or toxins using aircraft, multiple rocket launchers, artillery, mines, rockets, missiles, and or special operations forces. The OPFOR causes disruption of enemy operations, suspension of operations, and or casualties.

Note: During training exercises, the enemy commander or leader should select the size of the OPFOR element based on threat doctrine.

TASK: Conduct Air Attack (07-OPFOR-0029)

CONDITION: The OPFOR is conducting offensive operations independently or as part of a larger force. The enemy positions, formations, or soldiers have been identified and are susceptible to air attack. All necessary personnel and equipment are available. The OPFOR fixed-wing combat aircraft and attack helicopters are available to provide aerial fire support to ground maneuver forces.

STANDARD: The OPFOR executes the air attack using fixed- and rotor-winged aircraft IAW the OPORD and or commander's guidance. The enemy positions, formations, and or soldiers are destroyed, delayed, or forced to retreat.

Note: During training exercises, the enemy commander or leader should select the size of the OPFOR element based on threat doctrine.

TASK STEPS AND PERFORMANCE MEASURES	GO	NO-GO
<ul style="list-style-type: none"> c. Identifies duration of the screen and time to be active. d. Confirms location, disposition, and mission of force being screened. e. Identifies requirements with flank units and the force being screened. f. Identifies requirements for additional maneuver, combat support (CS), and combat service support (CSS) assets. g. Plans the integration of direct and indirect fires IAW higher headquarters' fire support plan. h. Identifies passage of line requirements. i. Identifies engagement criteria. j. Identifies displacement and or disengagement criteria. k. Confirms priorities. l. Develops the screen plan. <ul style="list-style-type: none"> (1) Prioritizes assigned tasks, as necessary. (2) Task-organizes company's organic and nonorganic elements to best accomplish higher commander's intent. (3) Designates mounted and or dismounted OP positions to cover NAIs and avenues of approach, as necessary. (4) Plans use of sensor surveillance assets to augment mounted/dismounted OPs, as necessary. (5) Develops reconnaissance plan IAW OPORD or FRAGO, ROE, and commander's guidance. (6) Creates event matrix and decision support template (DST). (7) Develops movement plan based on the screen mission technique. (8) Conducts initial coordination with unit being screened for possible passage of lines/battle handover. (9) Conducts coordination with flank units, as needed. (10) Designates technique of movement, formation, and speed to the screen line. * 4. Company commander disseminates digital reports (if applicable), overlays, and other pertinent information to each crew to keep them abreast of the situation. * 5. Company commander issues orders and instructions to include ROE and ROI. <ul style="list-style-type: none"> a. Issues clear and concise taskings to platoons and or elements. 6. Company conducts a rehearsal. * 7. Company commander or designated representative and reconnaissance element conducts the reconnaissance based on factors of METT-TC. <ul style="list-style-type: none"> a. Enters way points for line of departure (LD), checkpoints, screen line, OPs, and or routes into position navigation (POSNAV) equipment. b. Conducts a passage of lines, if required. c. Pinpoints the objective and or screen line. d. Establishes security, if required. e. Selects positions. f. Verifies and updates intelligence information. g. Leaves a surveillance team to observe positions. h. Returns to company position. 8. Company moves to screen line. <ul style="list-style-type: none"> a. Enters way points for line of departure (LD), checkpoints, screen line, OPs, and or routes into position navigation (POSNAV) equipment. b. Conducts battle handover with protected force and or follow-on screen force as required. c. Reports screen establishment to higher headquarters' commander. 		

TASK STEPS AND PERFORMANCE MEASURES	GO	NO-GO
<p>* 9. Company commander coordinates and or synchronizes actions of subordinate elements.</p> <p>*10. Company commander uses FRAGOs as necessary to redirect actions of subordinate elements.</p> <p>11. Company conducts screen.</p> <ul style="list-style-type: none"> a. Establishes OPs along or slightly forward of the initial screen line as dictated by terrain. b. Allows no enemy ground element to pass through the screen undetected and unreported. c. Maintains continuous surveillance of enemy elements in the area of operations (AO). d. Detects all enemy activity in the AO. e. Provides early warning to the screened unit. f. Maintains contact with the enemy, once contact is made. g. Reports any activity in the AO. h. Maintains contact with the main body and any security forces operating on its flanks. i. Destroys or repels all enemy reconnaissance patrols using available systems and support. j. Impedes and harasses the enemy using available systems and support. k. Destroys enemy reconnaissance elements using available systems and support. l. Moves to keep pace with the main body of the screened force by moving or displacing OPs or moving tactically at a designated interval from the main body. (If a moving screen is being executed.) m. Guides higher headquarters reaction forces, if designated. n. Conducts patrols between OPs and in areas that cannot be observed, as the situation permits. o. Withdraws to the subsequent screen line on order. p. Uses all available night and thermal observation devices and electronic surveillance devices during limited visibility. q. Complies with ROE and ROI. <p>12. Upon completion of the screen mission, the company completes the following as necessary.</p> <ul style="list-style-type: none"> a. Consolidates and reorganizes as necessary. b. Secures enemy prisoners of war (EPW) as required. c. Treats and evacuates casualties. d. Processes captured documents and or equipment as required. e. Continues operations as directed. 		

TASK PERFORMANCE/EVALUATION SUMMARY BLOCK							
ITERATION	1	2	3	4	5	M	TOTAL
TOTAL TASK STEPS EVALUATED							
TOTAL TASK STEPS "GO"							
TRAINING STATUS "GO"/"NO-GO"							

"*" indicates a leader task step.

SUPPORTING INDIVIDUAL TASKS: NONE

SUPPORTING COLLECTIVE TASKS

Task Number	Task Title	References
07-2-1108	Conduct a Passage of Lines as the Passing Unit (Infantry Company)	ARTEP 7-10-MTP
07-2-1216	Conduct a Withdrawal (Infantry Company)	ARTEP 7-12-MTP ARTEP 7-10-MTP
07-2-1306-A	Conduct Operations during Limited Visibility (Antiarmor/Infantry Company)	ARTEP 7-12-MTP ARTEP 7-10-MTP
07-2-1315	Conduct Patrol Operations (Infantry Company)	ARTEP 7-91-MTP ARTEP 7-10-MTP
07-2-1342	Conduct Tactical Movement (Infantry Company)	ARTEP 7-12-MTP ARTEP 7-10-MTP
07-2-1396	Employ Obstacles (Infantry Company)	ARTEP 7-12-MTP ARTEP 7-10-MTP
07-2-1468	Take Action on Contact (Infantry Company)	ARTEP 7-12-MTP ARTEP 7-10-MTP
07-2-2027	Establish Observation Posts (Infantry Company)	ARTEP 7-12-MTP ARTEP 7-10-MTP
07-2-2072	Report Tactical Information (Infantry Company)	ARTEP 7-12-MTP ARTEP 7-10-MTP
07-2-3000	Conduct Overwatch and or Support by Fire (Infantry Company)	ARTEP 7-12-MTP ARTEP 7-10-MTP
07-2-3027	Integrate Direct Fires (Infantry Company)	ARTEP 7-12-MTP ARTEP 7-10-MTP
07-2-3036	Integrate Indirect Fire Support (Infantry Company)	ARTEP 7-12-MTP ARTEP 7-10-MTP
07-2-4000	Conduct Resupply Operations (Antiarmor/Infantry Company)	ARTEP 7-12-MTP ARTEP 7-10-MTP
07-2-4027	Handle Enemy Prisoners of War (Infantry Company)	ARTEP 7-12-MTP ARTEP 7-91-MTP ARTEP 7-10-MTP
07-2-4045	Process Captured Documents and Equipment (Infantry Company)	ARTEP 7-12-MTP ARTEP 7-10-MTP
07-2-4063	Treat and Evacuate Casualties (Antiarmor/Infantry Company)	ARTEP 7-12-MTP ARTEP 7-10-MTP
07-2-5009	Conduct a Rehearsal (Infantry Company)	ARTEP 7-12-MTP ARTEP 7-91-MTP ARTEP 7-10-MTP
07-2-5027	Conduct Consolidation and Reorganization (Infantry Company)	ARTEP 7-12-MTP ARTEP 7-10-MTP

ARTEP 7-12-MTP**SUPPORTING COLLECTIVE TASKS**

Task Number	Task Title	References
07-2-5063	Conduct Risk Management (Infantry Company)	ARTEP 7-10-MTP
07-2-5081	Conduct Troop-leading Procedures (Infantry Company)	ARTEP 7-12-MTP ARTEP 7-10-MTP
07-2-5135	Operate a Command Post (Antiarmor/Infantry Company)	ARTEP 7-12-MTP ARTEP 7-10-MTP
07-2-5153	Prepare for Combat (Infantry Company)	ARTEP 7-12-MTP ARTEP 7-91-MTP ARTEP 7-10-MTP
07-2-6063	Maintain Operations Security (Infantry Company)	ARTEP 7-12-MTP ARTEP 7-10-MTP
07-3-1072	Conduct a Disengagement (Infantry/Reconnaissance Platoon/Squad)	ARTEP 7-12-MTP ARTEP 7-4-MTP
07-3-1099	Conduct a Passage of Lines as the Passing Unit (Infantry/Mortar/Reconnaissance Platoon/Squad)	ARTEP 7-5-MTP ARTEP 7-7J-MTP ARTEP 7-8-MTP ARTEP 7-92-MTP ARTEP 7-4-MTP
07-3-1144	Conduct a Screen (Infantry/Reconnaissance Platoon/Squad)	ARTEP 7-5-MTP ARTEP 7-7J-MTP ARTEP 7-8-MTP ARTEP 7-92-MTP ARTEP 7-4-MTP
07-3-1189	Conduct Actions at Danger Areas (Infantry/Reconnaissance Platoon)	ARTEP 7-5-MTP ARTEP 7-7J-MTP ARTEP 7-8-MTP ARTEP 7-92-MTP ARTEP 7-4-MTP
07-3-1234	Conduct Operations during Limited Visibility (Antiarmor/Infantry/Mortar/Reconnaissance Platoon/Squad)	ARTEP 7-5-MTP ARTEP 7-7J-MTP ARTEP 7-8-MTP ARTEP 7-92-MTP ARTEP 7-91-MTP
07-3-1252	Conduct Overwatch and or Support by Fire (Antiarmor/Infantry Platoon/Squad)	ARTEP 7-5-MTP
07-3-1270	Conduct Tactical Movement (Mounted or Dismounted) (Antiarmor/Infantry/Mortar/Reconnaissance Platoon/Squad)	ARTEP 7-7J-MTP ARTEP 7-8-MTP ARTEP 7-91-MTP ARTEP 7-4-MTP
		ARTEP 7-5-MTP

SUPPORTING COLLECTIVE TASKS

Task Number	Task Title	References
07-3-1315	Employ Protective Obstacles (Antiarmor/ Infantry/Mortar/Reconnaissance Platoon/Squad)	ARTEP 7-7J-MTP ARTEP 7-8-MTP ARTEP 7-90-MTP ARTEP 7-91-MTP ARTEP 7-92-MTP ARTEP 7-4-MTP
07-3-1432	Take Action on Contact (Infantry/Mortar/ Reconnaissance Platoon/Squad)	ARTEP 7-5-MTP ARTEP 7-7J-MTP ARTEP 7-8-MTP ARTEP 7-90-MTP ARTEP 7-91-MTP ARTEP 7-92-MTP ARTEP 7-4-MTP
07-3-2018	Establish an Observation Post (Antiarmor/ Infantry/Reconnaissance Platoon/Squad)	ARTEP 7-5-MTP ARTEP 7-7J-MTP ARTEP 7-8-MTP ARTEP 7-91-MTP ARTEP 7-92-MTP ARTEP 7-4-MTP
07-3-2054	Report Tactical Information (Infantry/ Mortar/Reconnaissance Platoon/Squad)	ARTEP 7-5-MTP ARTEP 7-7J-MTP ARTEP 7-8-MTP ARTEP 7-90-MTP ARTEP 7-92-MTP ARTEP 7-4-MTP
07-3-3009	Employ Fire Support (Infantry/ Reconnaissance Platoon/Squad)	ARTEP 7-5-MTP ARTEP 7-7J-MTP ARTEP 7-8-MTP ARTEP 7-92-MTP ARTEP 7-4-MTP
07-3-4009	Handle Enemy Prisoners of War (Infantry/Mortar/Reconnaissance Platoon/Squad)	ARTEP 7-5-MTP ARTEP 7-7J-MTP ARTEP 7-8-MTP ARTEP 7-92-MTP ARTEP 7-4-MTP
07-3-4018	Perform Resupply Operations (Antiarmor/ Infantry/Mortar/Reconnaissance Platoon/Squad)	ARTEP 7-5-MTP ARTEP 7-7J-MTP ARTEP 7-8-MTP ARTEP 7-90-MTP ARTEP 7-92-MTP ARTEP 7-4-MTP
		ARTEP 7-5-MTP

SUPPORTING COLLECTIVE TASKS

Task Number	Task Title	References
07-3-4027	Process Captured Documents and Equipment (Infantry/Mortar/Reconnaissance Platoon/Squad)	ARTEP 7-7J-MTP ARTEP 7-8-MTP ARTEP 7-90-MTP ARTEP 7-91-MTP ARTEP 7-92-MTP ARTEP 7-4-MTP
07-3-4045	Treat and Evacuate Casualties (Infantry/Mortar/Reconnaissance Platoon/Squad)	ARTEP 7-5-MTP ARTEP 7-7J-MTP ARTEP 7-8-MTP ARTEP 7-90-MTP ARTEP 7-92-MTP ARTEP 7-4-MTP
07-3-5000	Conduct a Rehearsal (Infantry/Mortar/Reconnaissance Platoon/Squad)	ARTEP 7-5-MTP ARTEP 7-7J-MTP ARTEP 7-8-MTP ARTEP 7-90-MTP ARTEP 7-92-MTP ARTEP 7-4-MTP
07-3-5009	Conduct Consolidation and Reorganization (Infantry/Reconnaissance Platoon/Squad)	ARTEP 7-5-MTP ARTEP 7-7J-MTP ARTEP 7-8-MTP ARTEP 7-90-MTP ARTEP 7-92-MTP ARTEP 7-4-MTP
07-3-5027	Conduct Risk Management (Infantry/Mortar/Reconnaissance Platoon/Squad)	ARTEP 7-5-MTP ARTEP 7-7J-MTP ARTEP 7-8-MTP ARTEP 7-92-MTP ARTEP 7-4-MTP
07-3-5036	Conduct Troop-leading Procedures (Infantry/Mortar/Reconnaissance Platoon/Squad)	ARTEP 7-5-MTP ARTEP 7-7J-MTP ARTEP 7-8-MTP ARTEP 7-90-MTP ARTEP 7-92-MTP ARTEP 7-4-MTP
07-3-5081	Prepare for Combat (Infantry/Mortar/Reconnaissance Platoon/Squad)	ARTEP 7-5-MTP ARTEP 7-7J-MTP ARTEP 7-8-MTP ARTEP 7-90-MTP ARTEP 7-92-MTP ARTEP 7-4-MTP
		ARTEP 7-5-MTP ARTEP 7-7J-MTP ARTEP 7-8-MTP

SUPPORTING COLLECTIVE TASKS

Task Number	Task Title	References
07-3-6027	Maintain Operations Security (Infantry/ Mortar/Reconnaissance Platoon/Squad)	ARTEP 7-90-MTP ARTEP 7-92-MTP ARTEP 7-4-MTP ARTEP 7-5-MTP ARTEP 7-7J-MTP ARTEP 7-8-MTP ARTEP 7-90-MTP ARTEP 7-92-MTP

OPFOR TASKS AND STANDARDS

TASK: Conduct Reconnaissance (07-OPFOR-0010)

CONDITION: The OPFOR is conducting operations independently or as part of a larger force. The OPFOR is directed to obtain tactical information pertaining to enemy's location, disposition, intent, and or activities. All assigned OPFOR equipment and personnel are available. The OPFOR has engineer support available.

STANDARD: The OPFOR conducts the reconnaissance mission by penetrating the enemy's outposts with mounted or dismounted patrols, and obtaining and reporting required information IAW the OPORD and or commander's guidance. The OPFOR maintains focus; continuity; aggressiveness; timeliness; camouflage, concealment, and deception; accuracy; and reliability. The OPFOR reconnaissance elements complete the reconnaissance mission undetected.

Note: During training exercises, the enemy unit commander or leader should select the size of the OPFOR element based on threat doctrine.

TASK: Conduct an Attack (07-OPFOR-0012)

CONDITION: The OPFOR is conducting operations independently or as part of a larger force. The OPFOR has determined that the enemy element is occupying defensive positions, conducting convoy operations, occupying an assembly or rear area, or is otherwise susceptible to attack. All assigned enemy equipment and personnel are available. Indirect fire support is available.

STANDARD: The OPFOR conducts an attack IAW the OPORD and or commander's guidance. The OPFOR executes the attack by completely neutralizing, destroying, deceiving, or disrupting the enemy element at the designated time and location specified in the operation order and or commander's guidance.

Note: During training exercises, the enemy commander or leader should select the size of the OPFOR element based on threat doctrine.

TASK: Execute Actions on Contact (07-OPFOR-0015)

CONDITION: The OPFOR is conducting offensive operations independently or as part of a larger force. The OPFOR makes contact with the enemy by receipt of direct fires, indirect fires, or direct observation. All assigned OPFOR equipment and personnel are available. The OPFOR has indirect fire, close air, and engineer support available.

ARTEP 7-12-MTP

STANDARD: The OPFOR executes actions on contact IAW the OPORD and or commander's guidance. The OPFOR conducts fire and maneuver to rapidly rout the enemy, seize the initiative, and create advantageous conditions for subsequent operations.

Note: During training exercises, the enemy commander or leader should select the size of the OPFOR element based on threat doctrine.

TASK: Defend (07-OPFOR-0019)

CONDITION: The OPFOR is conducting defensive operations independently or as part of a larger force. The OPFOR is occupying key terrain and is in prepared fighting positions. All assigned equipment and personnel are available. Indirect fire, close air, and engineer support are available to the OPFOR.

STANDARD: The OPFOR conducts the defense IAW the operation order and or the commander's guidance. The OPFOR defeats, repels, disrupts, or destroys the attacking enemy and retains key terrain.

Note: During training exercises, the enemy commander or leader should select the size of the OPFOR element based on threat doctrine.

TASK: Maintain Operations Security (07-OPFOR-0023)

CONDITION: The OPFOR is conducting operations independently or as part of a larger force. The OPFOR prevents the enemy from obtaining information about its operations and or intent. All necessary personnel and equipment are available.

STANDARD: The OPFOR maintains operations security IAW the operation order and or commander's guidance. The OPFOR denies information to the enemy by maintaining physical security, signal security, and information security. The OPFOR identifies and eliminates indicators that can be exploited by hostile intelligence organizations.

Note: During training exercises, the enemy commander or leader should select the size of the OPFOR element based on threat doctrine.

TASK: Conduct Biological/Chemical Operations (07-OPFOR-0027)

CONDITION: The OPFOR is conducting defensive or offensive operations independently or as part of a larger force. A decision has been made to employ biological or chemical weapons. Wind and weather conditions are right for the employment of biological or chemical weapons. All assigned OPFOR equipment and personnel are available.

STANDARD: The OPFOR conducts biological and or chemical operations IAW the OPORD and or commander's guidance. The OPFOR attacks the enemy with nerve, blood, blister, choking, incapacitant, and or irritant agents or pathogenic microbes and or microorganism toxins. The OPFOR delivers agents and or toxins using aircraft, multiple rocket launchers, artillery, mines, rockets, missiles, and or special operations forces. The OPFOR causes disruption of enemy operations, suspension of operations, and or casualties.

Note: During training exercises, the enemy commander or leader should select the size of the OPFOR element based on threat doctrine.

TASK: Conduct Air Attack (07-OPFOR-0029)

CONDITION: The OPFOR is conducting offensive operations independently or as part of a larger force. The enemy positions, formations, or soldiers have been identified and are susceptible to air attack. All necessary personnel and equipment are available. The OPFOR fixed-wing combat aircraft and attack helicopters are available to provide aerial fire support to ground maneuver forces.

STANDARD: The OPFOR executes the air attack using fixed- and rotor-winged aircraft IAW the OPORD and or commander's guidance. The enemy positions, formations, and or soldiers are destroyed, delayed, or forced to retreat.

Note: During training exercises, the enemy commander or leader should select the size of the OPFOR element based on threat doctrine.

ARTEP 7-12-MTP

ELEMENT: RIFLE CO INF BN (BCT)

TASK: Conduct a Tactical Road March (Infantry Company) (Dismounted) (07-2-1189)
 (FM 101-5-1) (FM 21-18) (FM 21-60)
 (FM 24-35) (FM 24-35-1) (FM 7-10)
 (FM 7-12 (3-21.11)) (FM 7-85)

ITERATION: 1 2 3 4 5 M (Circle)

COMMANDER/LEADER ASSESSMENT: T P U (Circle)

CONDITIONS: The company is conducting operations as part of a higher headquarters and has received a movement order that includes conducting a tactical road march. The route and start time has been specified. Enemy contact is not expected. All necessary personnel and equipment are available. The company has communications with higher, adjacent, and subordinate elements. The company has been provided guidance on the rules of engagement (ROE) and rules of interaction (ROI). Coalition forces and noncombatants may be present in the operational environment. Some iterations of this task should be conducted during limited visibility conditions. Some iterations of this task should be performed in MOPP4.

TASK STANDARDS: The company conducts the tactical road march in accordance with (IAW) the tactical standing operating procedures (TSOP), the order, and or higher commander's guidance. The company crosses the start point (SP) and release point (RP) at the specified time. The company follows the prescribed route, rate of march, and interval without deviation, unless required by enemy action or higher headquarters' orders. The company maintains local security throughout the movement. The company complies with the ROE and ROI.

TASK STEPS AND PERFORMANCE MEASURES	GO	NO-GO
<p>Note: A company may be required to conduct a tactical road march, however, the company and platoon normally participate in a tactical road march as part of a battalion or battalion task force.</p> <ul style="list-style-type: none"> * 1. Company commander gains and or maintains situational understanding using information that is gathered from force XXI battle command brigade and below (FBCB2), frequency modulated (FM) communications, maps, intelligence summaries, situation reports (SITREPs), and other available information sources. * 2. Company commander receives an order and issues warning order (WARNO) to the company. * 3. Company commander confirms friendly and enemy situations. <ul style="list-style-type: none"> a. Requests and or reviews an updated intelligence report showing the location of forward and adjacent friendly elements, if applicable. b. Requests and or reviews an updated enemy situational template for added fratricide prevention and increased force protection, if applicable. c. Determines local situation, including the probability of contact with indigenous personnel and actions if contact is made. * 4. Company commander plans the tactical road march using troop-leading procedures. <ul style="list-style-type: none"> a. Conducts a digital and or conventional map reconnaissance. <ul style="list-style-type: none"> (1) Identifies the route if not provided. (2) Identifies likely enemy avenues of approach. (3) Marks tentative dismount points on digital and conventional maps as appropriate. (4) Identifies critical areas; for example, danger areas, defiles, and choke points, traffic control points, as well as rest and maintenance areas. 		

TASK STEPS AND PERFORMANCE MEASURES	GO	NO-GO
<p>(5) Determines assembly area or bivouac areas. (6) Identifies start point (SP) and release point (RP).</p> <p>b. Plans and coordinates indirect fire support and or close air support if available.</p> <p>c. Determines direct fire responsibilities.</p> <p>d. Plans the integration of direct and indirect fires IAW higher headquarters' fire support plan.</p> <p>e. Develops graphic control measures; for example, checkpoints, phase lines, scheduled halt points.</p> <p>f. Determines the formation to be used.</p> <p>g. Determines rate of march.</p> <p>h. Determines march interval.</p> <p>i. Determines order of march.</p> <p>j. Determines quartering party requirements.</p> <p>k. Determines time at which the head or tail of the column is to pass the SP and critical points.</p> <p>l. Determines and or coordinates combat service support (CSS) requirements.</p> <p>m. Determines communications for use during the march.</p> <p>n. Determines location of command post.</p> <p>o. Organizes the company as necessary to accomplish the mission and or compensate for combat losses.</p> <p>p. Determines the soldier's load, based on the mission.</p> <p>q. Addresses actions on chance contact with the enemy.</p> <p>* 5. Company commander organizes and dispatches reconnaissance element if time permits.</p> <p>a. Enters way points into position navigation (POSNAV) equipment to aid navigation.</p> <p>b. Confirms available routes and conditions (routes may be specified by higher headquarters).</p> <p>c. Confirms SP and RP suitability.</p> <p>d. Confirms assembly or bivouac area location.</p> <p>e. Confirms checkpoint locations on the route if required.</p> <p>f. Confirms distance between checkpoints on the route and total distance from SP to RP.</p> <p>g. Locates and marks obstacles.</p> <p>h. Determines the number of guides required and their route location.</p> <p>* 6. Company commander disseminates digital reports (if applicable), overlays, and other pertinent information to each platoon to keep them abreast of the situation.</p> <p>* 7. Company commander issues orders and instructions to include ROE and ROI.</p> <p>a. Issues clear and concise taskings to platoons and or elements.</p> <p>b. Includes a strip map.</p> <p>8. Company conducts a rehearsal.</p> <p>9. Company moves to a marshalling area as necessary.</p> <p>a. Enters way points into position navigation (POSNAV) equipment to aid navigation.</p> <p>*10. Company commander briefs and dispatches the quartering party if required. (If conducting the road march as part of a higher headquarters, quartering party activities may not be required of the company.)</p>		

TASK STEPS AND PERFORMANCE MEASURES	GO	NO-GO
<ul style="list-style-type: none"> a. Enters way points into position navigation (POSNAV) equipment to aid navigation. b. Conducts reconnaissance tasks, if time did not permit the dispatching of a reconnaissance element. c. Provides guides along the route as necessary. d. Reports and engages any enemy observed as ordered. <p>*11. Company commander directs company elements to begin movement toward the SP.</p> <ul style="list-style-type: none"> a. Uses the designated formation, movement technique, and, rate of march. b. Positions himself where he can best control the movement of the company/platoon. c. Communicates with subordinate elements IAW order and or TSOP. <p>12. Company elements move along the march route.</p> <ul style="list-style-type: none"> a. Cross the SP at the designated time IAW order. b. Maintain proper march speed to reach checkpoints at times specified in the order. c. Report control measures IAW order and or TSOP. d. Maintain 360-degree observation, including aerial observation. e. Maintain proper weapons orientation to provide 360-degree security throughout the road march as prescribed in the order and or TSOP. f. Bypass obstacles if possible. <p>13. Company conducts scheduled halts as directed in order or as necessary.</p> <ul style="list-style-type: none"> a. Directs personnel to clear the route and to relax by sitting or lying down and by loosening their equipment. b. Establishes security IAW order and or TSOP. c. Conducts foot inspections. d. Maintains water, sanitation, light, noise, and safety discipline. e. Adjusts personnel loads if necessary. f. Arrives at check or release points at the time specified. g. Reports the company's position to higher headquarters as required. <p>14. Company conducts unscheduled halts as necessary.</p> <ul style="list-style-type: none"> a. Clears route of march and establishes local security IAW order or TSOP. b. Establishes local security IAW order and or TSOP. c. Determines the cause of the halt. d. Reports unscheduled halts to higher headquarters. e. Rectifies the cause of the halt if possible. f. Continues the march when directed or as soon as possible. <p>15. Company elements react to hostile contact as appropriate.</p> <ul style="list-style-type: none"> a. Consolidate and reorganize as necessary. b. Secure enemy prisoners of war (EPW) as required. c. Treat and evacuate casualties. d. Continue the march when directed or as soon as possible. <p>16. Company elements arrive at and move through the RP.</p> <ul style="list-style-type: none"> a. Report arrival at and the completion of the move through the RP. b. Pass through the release point without halting. c. Follow guides and move to the designated company area if applicable. d. Adjust and redistribute equipment and perform foot hygiene. e. Orient weapons, as directed, to establish unit local security. f. Ensure leaders check the condition of all personnel (for foot problems). <ul style="list-style-type: none"> (1) Ensure that soldiers obtain food, water, shelter, and rest. 		

TASK STEPS AND PERFORMANCE MEASURES	GO	NO-GO
(2) Ensure soldiers are ready to accomplish their tactical mission. (3) Ensure medical attention where needed. g. Use the proper dispersion and camouflage. h. Perform equipment cross loading as necessary. i. Consolidate and reorganize as necessary. j. Process enemy prisoners of war (EPW) as required. k. Process captured documents and or equipment as required. 17. Company continues operations as directed.		

TASK PERFORMANCE/EVALUATION SUMMARY BLOCK							
ITERATION	1	2	3	4	5	M	TOTAL
TOTAL TASK STEPS EVALUATED							
TOTAL TASK STEPS "GO"							
TRAINING STATUS "GO"/"NO-GO"							

"*" indicates a leader task step.

SUPPORTING INDIVIDUAL TASKS: NONE

SUPPORTING COLLECTIVE TASKS

Task Number	Task Title	References
07-2-4027	Handle Enemy Prisoners of War (Infantry Company)	ARTEP 7-10-MTP ARTEP 7-12-MTP
07-2-4045	Process Captured Documents and Equipment (Infantry Company)	ARTEP 7-10-MTP ARTEP 7-12-MTP
07-2-4063	Treat and Evacuate Casualties (Antiarmor/Infantry Company)	ARTEP 7-10-MTP ARTEP 7-12-MTP
07-2-5009	Conduct a Rehearsal (Infantry Company)	ARTEP 7-91-MTP ARTEP 7-10-MTP ARTEP 7-12-MTP
07-2-5027	Conduct Consolidation and Reorganization (Infantry Company)	ARTEP 7-10-MTP ARTEP 7-12-MTP
07-2-5081	Conduct Troop-leading Procedures (Infantry Company)	ARTEP 7-10-MTP ARTEP 7-12-MTP
07-2-5126	Occupy an Assembly Area (Infantry Company)	ARTEP 7-10-MTP ARTEP 7-12-MTP
07-2-6000	Conduct Active Air Defense Measures Against Hostile Aircraft (Infantry Company)	ARTEP 7-10-MTP ARTEP 7-12-MTP
07-3-1171	Conduct a Tactical Road March (Dismounted) (Infantry/Reconnaissance Platoon/Squad)	ARTEP 7-8-MTP ARTEP 7-12-MTP ARTEP 7-92-MTP

SUPPORTING COLLECTIVE TASKS

Task Number	Task Title	References
07-3-1234	Conduct Operations during Limited Visibility (Antiarmor/Infantry/Mortar/Reconnaissance Platoon/Squad)	ARTEP 7-91-MTP
07-3-1423	Secure a Route (Antiarmor/Infantry/ Reconnaissance Platoon/Squad)	ARTEP 7-4-MTP ARTEP 7-5-MTP ARTEP 7-7J-MTP ARTEP 7-8-MTP ARTEP 7-91-MTP ARTEP 7-92-MTP
07-3-2000	Conduct a Route Reconnaissance (Infantry/Reconnaissance Platoon/Squad)	ARTEP 7-4-MTP ARTEP 7-5-MTP ARTEP 7-7J-MTP ARTEP 7-8-MTP ARTEP 7-92-MTP
07-3-2054	Report Tactical Information (Infantry/Mortar/ Reconnaissance Platoon/Squad)	ARTEP 7-4-MTP ARTEP 7-5-MTP ARTEP 7-7J-MTP ARTEP 7-8-MTP ARTEP 7-90-MTP ARTEP 7-92-MTP
07-3-4009	Handle Enemy Prisoners of War (Infantry/ Mortar/Reconnaissance Platoon/Squad)	ARTEP 7-4-MTP ARTEP 7-5-MTP ARTEP 7-7J-MTP ARTEP 7-8-MTP ARTEP 7-90-MTP ARTEP 7-92-MTP
07-3-4027	Process Captured Documents and Equipment (Infantry/Mortar/Reconnaissance Platoon/Squad)	ARTEP 7-4-MTP ARTEP 7-5-MTP ARTEP 7-7J-MTP ARTEP 7-8-MTP ARTEP 7-90-MTP ARTEP 7-92-MTP
07-3-4045	Treat and Evacuate Casualties (Infantry/ Mortar/Reconnaissance Platoon/Squad)	ARTEP 7-4-MTP ARTEP 7-5-MTP ARTEP 7-7J-MTP ARTEP 7-8-MTP ARTEP 7-90-MTP ARTEP 7-92-MTP
07-3-5000	Conduct a Rehearsal (Infantry/Mortar/ Reconnaissance Platoon/Squad)	ARTEP 7-4-MTP ARTEP 7-5-MTP ARTEP 7-7J-MTP ARTEP 7-8-MTP ARTEP 7-90-MTP ARTEP 7-92-MTP

SUPPORTING COLLECTIVE TASKS

Task Number	Task Title	References
07-3-5009	Conduct Consolidation and Reorganization (Infantry/Reconnaissance Platoon/Squad)	ARTEP 7-4-MTP ARTEP 7-5-MTP ARTEP 7-7J-MTP ARTEP 7-8-MTP ARTEP 7-92-MTP
07-3-5036	Conduct Troop-leading Procedures (Infantry/Mortar/Reconnaissance Platoon/Squad)	ARTEP 7-4-MTP ARTEP 7-5-MTP ARTEP 7-7J-MTP ARTEP 7-8-MTP ARTEP 7-90-MTP ARTEP 7-92-MTP
07-3-5063	Occupy an Assembly Area (Infantry/Mortar/Reconnaissance Platoon/Squad)	ARTEP 7-4-MTP ARTEP 7-5-MTP ARTEP 7-7J-MTP ARTEP 7-8-MTP ARTEP 7-90-MTP ARTEP 7-92-MTP
07-3-5081	Prepare for Combat (Infantry/Mortar/Reconnaissance Platoon/Squad)	ARTEP 7-4-MTP ARTEP 7-5-MTP ARTEP 7-7J-MTP ARTEP 7-8-MTP ARTEP 7-90-MTP ARTEP 7-92-MTP
07-3-6000	Conduct Active Air Defense Measures Against Hostile Aircraft (Antiarmor/Infantry/Mortar/Reconnaissance Platoon/Squad)	ARTEP 7-4-MTP ARTEP 7-5-MTP ARTEP 7-7J-MTP ARTEP 7-8-MTP ARTEP 7-90-MTP ARTEP 7-91-MTP ARTEP 7-92-MTP

OPFOR TASKS AND STANDARDS

TASK: Conduct an Attack (07-OPFOR-0012)

CONDITION: The OPFOR is conducting operations independently or as part of a larger force. The OPFOR has determined that the enemy element is occupying defensive positions, conducting convoy operations, occupying an assembly or rear area, or is otherwise susceptible to attack. All assigned enemy equipment and personnel are available. Indirect fire support is available.

STANDARD: The OPFOR conducts an attack IAW the OPORD and or commander's guidance. The OPFOR executes the attack by completely neutralizing, destroying, deceiving, or disrupting the enemy element at the designated time and location specified in the operation order and or commander's guidance.

ARTEP 7-12-MTP

Note: During training exercises, the enemy commander or leader should select the size of the OPFOR element based on threat doctrine.

TASK: Execute Actions on Contact (07-OPFOR-0015)

CONDITION: The OPFOR is conducting offensive operations independently or as part of a larger force. The OPFOR makes contact with the enemy by receipt of direct fires, indirect fires, or direct observation. All assigned OPFOR equipment and personnel are available. The OPFOR has indirect fire, close air, and engineer support available.

STANDARD: The OPFOR executes actions on contact IAW the OPORD and or commander's guidance. The OPFOR conducts fire and maneuver to rapidly rout the enemy, seize the initiative, and create advantageous conditions for subsequent operations.

Note: During training exercises, the enemy commander or leader should select the size of the OPFOR element based on threat doctrine.

TASK: Conduct Sniper Operations (07-OPFOR-0017)

CONDITION: The OPFOR is conducting operations independently or as part of a larger force and is ordered to conduct sniper operations against the enemy elements. The enemy elements are occupying an assembly area, conducting tactical movement, conducting a tactical road march, or are otherwise susceptible to a sniper attack. All assigned OPFOR equipment and personnel are available.

STANDARD: The OPFOR conducts sniper operations IAW the OPORD and or commander's guidance. The OPFOR snipers set up well-concealed locations and engage the enemy personnel with short bursts of semiautomatic fire. The OPFOR snipers delay or disrupt the enemy activities and or kill the enemy personnel. The OPFOR snipers prevent their position from being discovered. The OPFOR snipers report all specified intelligence requirements to higher HQ.

Note: During training exercises, the enemy commander or leader should select the size of the OPFOR element based on threat doctrine.

TASK: Maintain Operations Security (07-OPFOR-0023)

CONDITION: The OPFOR is conducting operations independently or as part of a larger force. The OPFOR prevents the enemy from obtaining information about its operations and or intent. All necessary personnel and equipment are available.

STANDARD: The OPFOR maintains operations security IAW the operation order and or commander's guidance. The OPFOR denies information to the enemy by maintaining physical security, signal security, and information security. The OPFOR identifies and eliminates indicators that can be exploited by hostile intelligence organizations.

Note: During training exercises, the enemy commander or leader should select the size of the OPFOR element based on threat doctrine.

TASK: Conduct an Ambush (07-OPFOR-0025)

CONDITION: The OPFOR is conducting operations independently or as part of a larger force. The OPFOR is directed to conduct an ambush along a suspected enemy route or avenue of approach. All assigned OPFOR equipment and personnel are available. The OPFOR has indirect fire support available.

STANDARD: The OPFOR conducts the ambush IAW the OPORD and or commander's guidance. The OPFOR conducts aggressive maneuver from concealed positions and delivers accurate coordinated fires to kill or capture enemy personnel and destroy, disable, or capture the enemy's equipment and supplies. The OPFOR withdraws from the ambush site, reorganizes and consolidates, and continues with follow-on mission.

Note: During training exercises, the enemy commander or leader should select the size of the OPFOR element based on threat doctrine.

TASK: Conduct Biological/Chemical Operations (07-OPFOR-0027)

CONDITION: The OPFOR is conducting defensive or offensive operations independently or as part of a larger force. A decision has been made to employ biological or chemical weapons. Wind and weather conditions are right for the employment of biological or chemical weapons. All assigned OPFOR equipment and personnel are available.

STANDARD: The OPFOR conducts biological and or chemical operations IAW the OPORD and or commander's guidance. The OPFOR attacks the enemy with nerve, blood, blister, choking, incapacitant, and or irritant agents or pathogenic microbes and or microorganism toxins. The OPFOR delivers agents and or toxins using aircraft, multiple rocket launchers, artillery, mines, rockets, missiles, and or special operations forces. The OPFOR causes disruption of enemy operations, suspension of operations, and or casualties.

Note: During training exercises, the enemy commander or leader should select the size of the OPFOR element based on threat doctrine.

TASK: Conduct Air Attack (07-OPFOR-0029)

CONDITION: The OPFOR is conducting offensive operations independently or as part of a larger force. The enemy positions, formations, or soldiers have been identified and are susceptible to air attack. All necessary personnel and equipment are available. The OPFOR fixed-wing combat aircraft and attack helicopters are available to provide aerial fire support to ground maneuver forces.

STANDARD: The OPFOR executes the air attack using fixed- and rotor-winged aircraft IAW the OPORD and or commander's guidance. The enemy positions, formations, and or soldiers are destroyed, delayed, or forced to retreat.

Note: During training exercises, the enemy commander or leader should select the size of the OPFOR element based on threat doctrine.

ARTEP 7-12-MTP

ELEMENT: RIFLE CO INF BN (BCT)

TASK: Conduct a Tactical Road March (Infantry/Headquarters Company) (Mounted) (07-2-1198)
 (FM 7-12 (3-21.11)) (FM 100-55) (FM 101-5-1)
 (FM 21-26) (FM 21-60) (FM 24-35)
 (FM 7-10) (FM 7-10, C1) (FM 71-1)

ITERATION: 1 2 3 4 5 M (Circle)

COMMANDER/LEADER ASSESSMENT: T P U (Circle)

CONDITIONS: The company is conducting operations as part of a higher headquarters and has received a movement order that includes conducting a tactical road march. The route and start time has been specified. Enemy contact is not expected. All necessary personnel and equipment are available. The company has communications with higher, adjacent, and subordinate elements. The company has been provided guidance on the rules of engagement (ROE) and rules of interaction (ROI). Coalition forces and noncombatants may be present in the operational environment. Some iterations of this task should be conducted during limited visibility conditions. Some iterations of this task should be performed in MOPP4.

TASK STANDARDS: The company conducts the tactical road march in accordance with (IAW) the tactical standing operating procedures (TSOP), the order, and or higher commander's guidance. The company crosses the start point (SP) and release point (RP) at the specified time. The company maintains proper march speed to reach checkpoints at times specified in the order. The company maintains 360-degree observation, including aerial observation. The company maintains proper weapons orientation to provide 360-degree security throughout the road march as prescribed in the order and or TSOP. The company conducts scheduled halts as planned. The company complies with the ROE and ROI.

TASK STEPS AND PERFORMANCE MEASURES	GO	NO-GO
<p>Note: A company may be required to conduct a tactical road march. However, the company normally participates in a tactical road march as part of a higher headquarters.</p> <ul style="list-style-type: none"> * 1. Company commander gains and or maintains situational understanding using information that is gathered from force XXI battle command brigade and below (FBCB2), frequency modulated (FM) communications, maps, intelligence summaries, situation reports (SITREPs), and other available information sources. * 2. Company commander receives an order and issues warning order (WARNO) to the company. * 3. Company commander plans the tactical road march using troop-leading procedures. <ul style="list-style-type: none"> a. Requests available intelligence products from higher headquarters if not received with order. b. Conducts a digital and or conventional map reconnaissance. <ul style="list-style-type: none"> (1) Identifies the route if not provided. (2) Identifies likely enemy avenues of approach. (3) Marks tentative dismount points if applicable. (4) Identifies critical areas, for example danger areas, defiles, and choke points, traffic control points, as well as rest and maintenance areas. (5) Determines assembly area location (if going to an assembly area). (6) Identifies start point (SP) and release point (RP). c. Plans and coordinates indirect fire support and or close air support if available. d. Determines direct fire responsibilities. 		

TASK STEPS AND PERFORMANCE MEASURES	GO	NO-GO
<p>e. Plans the integration of direct and indirect fires IAW higher headquarters' fire support plan.</p> <p>f. Develops graphic control measures; for example, checkpoints, phase lines, scheduled halt points.</p> <p>g. Selects road march technique to be used (open column, closed column, or infiltration).</p> <p>h. Determines road march and catch up speed.</p> <p>i. Determines march interval.</p> <p>j. Determines order of march.</p> <p>k. Determines quartering party requirements.</p> <p>l. Determines time at which the head or tail of the column is to pass the SP and critical points.</p> <p>m. Determines and or coordinates combat service support (CSS) requirements.</p> <p>n. Plans contingency actions, for example, vehicle break down, vehicle accidents, break in march column, lost vehicle, and recovery plan.</p> <p>o. Determines times of critical events: RP, refuel on the move (ROM), and so forth).</p> <p>p. Determines location of command post.</p> <p>q. Addresses actions on chance contact with the enemy.</p> <p>4. Company commander organizes and dispatches reconnaissance element if time permits.</p> <p>a. Confirms available routes and conditions (routes may be specified by higher headquarters).</p> <p>b. Confirms SP and RP suitability.</p> <p>c. Confirms assembly or bivouac area location.</p> <p>d. Confirms checkpoint locations on the route if required.</p> <p>e. Confirms distance between checkpoints on the route and total distance from SP to RP.</p> <p>f. Locates and marks obstacles.</p> <p>g. Determines the number of guides required and their route location.</p> <p>* 5. Company commander disseminates digital reports (if applicable), overlays, and other pertinent information to each element to keep them abreast of the situation.</p> <p>* 6. Company commander issues orders and instructions to include ROE and ROI.</p> <p>a. Includes a strip map.</p> <p>7. Company conducts a rehearsal.</p> <p>8. Company moves to a marshalling area as necessary.</p> <p>* 9. Company commander briefs and dispatches the quartering party. (If conducting the road march as part of a higher headquarters, quartering party activities may not be required of the company.)</p> <p>10. Quartering party conducts additional tasks as directed.</p> <p>a. Conducts reconnaissance tasks, if time did not permit the dispatching of a reconnaissance element.</p> <p>b. Provides guides along the route as necessary.</p> <p>c. Reports and engages any enemy observed as ordered.</p> <p>*11. Company commander or designated representative directs company to begin movement toward the SP.</p> <p>a. Ensures company uses the designated formation, movement technique, and vehicle interval and speed.</p>		

TASK STEPS AND PERFORMANCE MEASURES	GO	NO-GO
<p>b. Positions himself where he can best control the movement of the company.</p> <p>12. Company moves along the march route.</p> <ul style="list-style-type: none"> a. Crosses the SP at the designated time IAW order. b. Maintains proper march speed to reach checkpoints at times specified in the order. c. Reports control measures IAW order and or TSOP. d. Maintains 360-degree observation, including aerial observation. <p>Note: Each vehicle designates an air guard.</p> <ul style="list-style-type: none"> e. Maintains proper weapons orientation to provide 360-degree security throughout the road march as prescribed in the order and or TSOP. f. Bypasses obstacles if possible. <p>13. Company commander ensures that vehicles that drop out of the march column rejoin the march at the rear or continue along the route of march as directed.</p> <p>14. Company conducts scheduled halts as directed in order or as necessary.</p> <ul style="list-style-type: none"> a. Executes a herringbone or coil formation IAW order or factors of mission, enemy, terrain and weather, troops and support available, time available, civil considerations (METT-TC). b. Establishes security IAW order and or TSOP. c. Posts guides to direct traffic as necessary. d. Performs "during operation" maintenance. e. Refuels if scheduled. <p>Note: During refueling, protect ground surfaces by placing rubberized or petroleum, oil, lubricants (POL) impervious sheets within earthen berms. POL absorbent should be available at all locations to control spills and minimize stream pollution.</p> <ul style="list-style-type: none"> f. Reports company status to higher headquarters. <p>15. Company conducts unscheduled halts as necessary.</p> <ul style="list-style-type: none"> a. Clears the route of march and executes a herringbone or coil formation. b. Establishes local security IAW order and or TSOP. c. Determines the cause of the halt. d. Reports unscheduled halts to higher headquarters. e. Rectifies the cause of the halt if possible. f. Continues the march when directed or as soon as possible. <p>16. Vehicle commander and or driver and or crew take appropriate actions when a vehicle becomes disabled.</p> <ul style="list-style-type: none"> a. Move the disabled vehicle off the road, if possible. b. Post guides to direct traffic around the vehicle. c. Establish local security and radio watch IAW order and or TSOP. d. Report status of the disabled vehicle. e. Conduct repairs within capability and rejoins the rear of the column. <ul style="list-style-type: none"> (1) If the crew is unable to repair the vehicle, the vehicle commander requests maintenance support, assists maintenance personnel, and rejoins the rear of the column once the vehicle is repaired or is recovered by maintenance personnel. <p>Note: Depending on factors of METT-TC the element leader must decide to cross level equipment and personnel.</p> <p>17. Company reacts to hostile contact as appropriate.</p> <ul style="list-style-type: none"> a. Consolidate and reorganize as necessary. b. Secure enemy prisoners of war (EPW) as required. c. Treat and evacuate casualties. d. Continue the march when directed or as soon as possible. 		

TASK STEPS AND PERFORMANCE MEASURES	GO	NO-GO
18. Company arrives at and moves through the RP. <ul style="list-style-type: none"> a. Reports arrival at and the completion of the move through the RP. b. Does not stop or block traffic at the RP. c. Follows the guides and moves to the designated company area, if applicable. d. Orients weapons, as directed, to establish unit local security. e. Consolidate and reorganize as necessary. f. Process enemy prisoners of war (EPW) as required. g. Process captured documents and or equipment as required. 		
23. Company complies with ROE and ROI.		
24. Company continues operations as directed.		

TASK PERFORMANCE/EVALUATION SUMMARY BLOCK							
ITERATION	1	2	3	4	5	M	TOTAL
TOTAL TASK STEPS EVALUATED							
TOTAL TASK STEPS "GO"							
TRAINING STATUS "GO"/"NO-GO"							

"*" indicates a leader task step.

SUPPORTING INDIVIDUAL TASKS: NONE

SUPPORTING COLLECTIVE TASKS

Task Number	Task Title	References
07-2-1450	Secure Routes (Infantry Company)	ARTEP 7-10-MTP ARTEP 7-12-MTP
07-2-1468	Take Action on Contact (Infantry Company)	ARTEP 7-10-MTP ARTEP 7-12-MTP
07-2-2009	Conduct a Route Reconnaissance (Infantry Company)	ARTEP 7-10-MTP
07-2-3027	Integrate Direct Fires (Infantry Company)	ARTEP 7-12-MTP ARTEP 7-10-MTP
07-2-3036	Integrate Indirect Fire Support (Infantry Company)	ARTEP 7-12-MTP ARTEP 7-10-MTP
07-2-4000	Conduct Resupply Operations (Antiarmor/Infantry Company)	ARTEP 7-12-MTP ARTEP 7-10-MTP
07-2-5009	Conduct a Rehearsal (Infantry Company)	ARTEP 7-12-MTP ARTEP 7-91-MTP ARTEP 7-10-MTP
07-2-5063	Conduct Risk Management (Infantry Company)	ARTEP 7-12-MTP ARTEP 7-10-MTP
07-2-5081	Conduct Troop-leading Procedures (Infantry Company)	ARTEP 7-12-MTP ARTEP 7-10-MTP
		ARTEP 7-12-MTP

SUPPORTING COLLECTIVE TASKS

Task Number	Task Title	References
07-2-5153	Prepare for Combat (Infantry Company)	ARTEP 7-10-MTP ARTEP 7-12-MTP
07-2-6000	Conduct Active Air Defense Measures Against Hostile Aircraft (Infantry Company)	ARTEP 7-10-MTP
07-2-6063	Maintain Operations Security (Infantry Company)	ARTEP 7-12-MTP ARTEP 7-10-MTP
07-3-1180	Conduct a Tactical Road March (Mounted) (Infantry/Mortar/Reconnaissance Platoon/Squad)	ARTEP 7-12-MTP ARTEP 7-4-MTP
07-3-1189	Conduct Actions at Danger Areas (Infantry/Reconnaissance Platoon)	ARTEP 7-5-MTP ARTEP 7-7J-MTP ARTEP 7-90-MTP ARTEP 7-4-MTP
07-3-1423	Secure a Route (Antiarmor/Infantry/ Reconnaissance Platoon/Squad)	ARTEP 7-5-MTP ARTEP 7-7J-MTP ARTEP 7-8-MTP ARTEP 7-92-MTP ARTEP 7-4-MTP
07-3-1432	Take Action on Contact (Infantry/ Mortar/Reconnaissance Platoon/Squad)	ARTEP 7-5-MTP ARTEP 7-7J-MTP ARTEP 7-8-MTP ARTEP 7-90-MTP ARTEP 7-92-MTP ARTEP 7-4-MTP
07-3-2000	Conduct a Route Reconnaissance (Infantry/Reconnaissance Platoon/Squad)	ARTEP 7-5-MTP ARTEP 7-7J-MTP ARTEP 7-8-MTP ARTEP 7-92-MTP ARTEP 7-4-MTP
07-3-4018	Perform Resupply Operations (Antiarmor/ Infantry/Mortar/Reconnaissance Platoon/Squad)	ARTEP 7-5-MTP ARTEP 7-7J-MTP ARTEP 7-8-MTP ARTEP 7-90-MTP ARTEP 7-91-MTP ARTEP 7-92-MTP ARTEP 7-4-MTP
07-3-5000	Conduct a Rehearsal (Infantry/Mortar/ Reconnaissance Platoon/Squad)	ARTEP 7-5-MTP ARTEP 7-7J-MTP

SUPPORTING COLLECTIVE TASKS

Task Number	Task Title	References
07-3-5009	Conduct Consolidation and Reorganization (Infantry/Reconnaissance Platoon/Squad)	ARTEP 7-8-MTP ARTEP 7-90-MTP ARTEP 7-92-MTP ARTEP 7-4-MTP ARTEP 7-5-MTP ARTEP 7-7J-MTP ARTEP 7-8-MTP ARTEP 7-92-MTP ARTEP 7-4-MTP
07-3-5027	Conduct Risk Management (Infantry/Mortar/Reconnaissance Platoon/Squad)	ARTEP 7-5-MTP ARTEP 7-7J-MTP ARTEP 7-8-MTP ARTEP 7-90-MTP ARTEP 7-92-MTP ARTEP 7-4-MTP
07-3-5036	Conduct Troop-leading Procedures (Infantry/Mortar/Reconnaissance Platoon/Squad)	ARTEP 7-5-MTP ARTEP 7-7J-MTP ARTEP 7-8-MTP ARTEP 7-90-MTP ARTEP 7-92-MTP ARTEP 7-4-MTP
07-3-5081	Prepare for Combat (Infantry/Mortar/Reconnaissance Platoon/Squad)	ARTEP 7-5-MTP ARTEP 7-7J-MTP ARTEP 7-8-MTP ARTEP 7-90-MTP ARTEP 7-92-MTP ARTEP 7-4-MTP
07-3-6000	Conduct Active Air Defense Measures Against Hostile Aircraft (Antiarmor/Infantry/Mortar/Reconnaissance Platoon/Squad)	ARTEP 7-5-MTP ARTEP 7-7J-MTP ARTEP 7-8-MTP ARTEP 7-90-MTP ARTEP 7-92-MTP ARTEP 7-4-MTP
07-3-6027	Maintain Operations Security (Infantry/Mortar/Reconnaissance Platoon/Squad)	ARTEP 7-5-MTP ARTEP 7-7J-MTP ARTEP 7-8-MTP ARTEP 7-90-MTP ARTEP 7-92-MTP ARTEP 7-4-MTP

OPFOR TASKS AND STANDARDS

TASK: Execute Actions on Contact (07-OPFOR-0015)

ARTEP 7-12-MTP

CONDITION: The OPFOR is conducting offensive operations independently or as part of a larger force. The OPFOR makes contact with the enemy by receipt of direct fires, indirect fires, or direct observation. All assigned OPFOR equipment and personnel are available. The OPFOR has indirect fire, close air, and engineer support available.

STANDARD: The OPFOR executes actions on contact IAW the OPORD and or commander's guidance. The OPFOR conducts fire and maneuver to rapidly rout the enemy, seize the initiative, and create advantageous conditions for subsequent operations.

Note: During training exercises, the enemy commander or leader should select the size of the OPFOR element based on threat doctrine.

TASK: Conduct Sniper Operations (07-OPFOR-0017)

CONDITION: The OPFOR is conducting operations independently or as part of a larger force and is ordered to conduct sniper operations against the enemy elements. The enemy elements are occupying an assembly area, conducting tactical movement, conducting a tactical road march, or are otherwise susceptible to a sniper attack. All assigned OPFOR equipment and personnel are available.

STANDARD: The OPFOR conducts sniper operations IAW the OPORD and or commander's guidance. The OPFOR snipers set up well-concealed locations and engage the enemy personnel with short bursts of semiautomatic fire. The OPFOR snipers delay or disrupt the enemy activities and or kill the enemy personnel. The OPFOR snipers prevent their position from being discovered. The OPFOR snipers report all specified intelligence requirements to higher HQ.

Note: During training exercises, the enemy commander or leader should select the size of the OPFOR element based on threat doctrine.

TASK: Conduct an Ambush (07-OPFOR-0025)

CONDITION: The OPFOR is conducting operations independently or as part of a larger force. The OPFOR is directed to conduct an ambush along a suspected enemy route or avenue of approach. All assigned OPFOR equipment and personnel are available. The OPFOR has indirect fire support available.

STANDARD: The OPFOR conducts the ambush IAW the OPORD and or commander's guidance. The OPFOR conducts aggressive maneuver from concealed positions and delivers accurate coordinated fires to kill or capture enemy personnel and destroy, disable, or capture the enemy's equipment and supplies. The OPFOR withdraws from the ambush site, reorganizes and consolidates, and continues with follow-on mission.

Note: During training exercises, the enemy commander or leader should select the size of the OPFOR element based on threat doctrine.

TASK: Conduct Biological/Chemical Operations (07-OPFOR-0027)

CONDITION: The OPFOR is conducting defensive or offensive operations independently or as part of a larger force. A decision has been made to employ biological or chemical weapons. Wind and weather conditions are right for the employment of biological or chemical weapons. All assigned OPFOR equipment and personnel are available.

STANDARD: The OPFOR conducts biological and or chemical operations IAW the OPORD and or commander's guidance. The OPFOR attacks the enemy with nerve, blood, blister, choking, incapacitant, and or irritant agents or pathogenic microbes and or microorganism toxins. The OPFOR delivers agents and or toxins using aircraft, multiple rocket launchers, artillery, mines, rockets, missiles, and or special operations forces. The OPFOR causes disruption of enemy operations, suspension of operations, and or casualties.

Note: During training exercises, the enemy commander or leader should select the size of the OPFOR element based on threat doctrine.

TASK: Conduct Air Attack (07-OPFOR-0029)

CONDITION: The OPFOR is conducting offensive operations independently or as part of a larger force. The enemy positions, formations, or soldiers have been identified and are susceptible to air attack. All necessary personnel and equipment are available. The OPFOR fixed-wing combat aircraft and attack helicopters are available to provide aerial fire support to ground maneuver forces.

STANDARD: The OPFOR executes the air attack using fixed- and rotor-winged aircraft IAW the OPORD and or commander's guidance. The enemy positions, formations, and or soldiers are destroyed, delayed, or forced to retreat.

Note: During training exercises, the enemy commander or leader should select the size of the OPFOR element based on threat doctrine.

ARTEP 7-12-MTP

ELEMENT: RIFLE CO INF BN (BCT)

TASK: Conduct a Withdrawal (Infantry Company) (07-2-1216)

(FM 7-10)	(FM 100-14)	(FM 101-5)
(FM 101-5-1)	(FM 101-5-2)	(FM 20-3)
(FM 21-18)	(FM 21-60)	(FM 24-35)
(FM 24-35-1)	(FM 7-20)	(FM 7-85)

ITERATION: 1 2 3 4 5 M (Circle)

COMMANDER/LEADER ASSESSMENT: T P U (Circle)

CONDITIONS: The company is conducting operations as part of a higher headquarters and has received an operation order (OPORD) or fragmentary order (FRAGO) directing it to disengage and withdraw immediately from the enemy and reposition for another mission. The withdrawal may or may not be conducted under enemy pressure and is unassisted. Indirect fire support is available. The company may be directed to designate a detachment left in contact (DLIC). All necessary personnel and equipment are available. The company has communications with higher, adjacent, and subordinate elements. The company has been provided guidance on the rules of engagement (ROE) and rules of interaction (ROI). Coalition forces and noncombatants may be present in the operational environment. Some iterations of this task should be conducted during limited visibility conditions. Some iterations of this task should be performed in MOPP4.

TASK STANDARDS: The company conducts the withdrawal in accordance with (IAW) the tactical standing operating procedures (TSOP), the order, and or higher commander's guidance. The company disengages and moves to a designated location where the enemy cannot observe or engage it with direct fire. The company designates a DLIC. The company complies with the ROE and ROI.

TASK STEPS AND PERFORMANCE MEASURES	GO	NO-GO
<ul style="list-style-type: none"> * 1. Company leaders gain and or maintain situational understanding using information that is gathered from force XXI battle command brigade and below (FBCB2), frequency modulated (FM) communications, maps, intelligence summaries, situation reports (SITREPs), and other available information sources. * 2. Company commander receives an OPORD or FRAGO and issues warning order (WARNO) to the company using FBCB2, FM, or other tactical means. * 3. Company commander confirms friendly and enemy situations. <ul style="list-style-type: none"> a. Receives an updated digital report showing the location of forward and adjacent friendly elements, if applicable. b. Receives an updated enemy situational template for added fratricide prevention and increased force protection, if applicable. * 4. Company commander plans using troop-leading procedures. <ul style="list-style-type: none"> a. Makes an estimate of the situation and prepares a contingency plan to break contact or withdraw. b. Indicates the method of disengagement based on enemy pressure (not under pressure or under enemy pressure). c. Determines when and where the withdrawal will start. d. Determines the locations for assembly areas (AA) (company, company, and platoon) or battle position (BP) to which the company will withdraw. e. Determines the routes to be used during the withdrawal. f. Coordinates with adjacent companies, if necessary. g. Plans deception activities. 		

TASK STEPS AND PERFORMANCE MEASURES	GO	NO-GO
<p>h. Determines specific tasks for subordinate units.</p> <p>i. Provides any special instructions on employment of special weapons platoons, squads, and or teams. For example: mortars.</p> <p>j. Conducts fire planning (organic, supporting, and obscuring) for indirect fires along the withdrawal route to aid in disengagement and antiarmor fires.</p> <p>k. Organizes the company as necessary to accomplish the mission and or compensate for combat losses.</p> <p style="padding-left: 20px;">(1) Designates a platoon and or element as the detachment left in contact (DLIC).</p> <p style="padding-left: 20px;">(2) Determines the size, composition, mission, and leader of the DLIC.</p> <p style="padding-left: 20px;">(3) Designates a quartering party.</p> <p>l. Determines the withdrawal and linkup plan for the DLIC.</p> <p>m. Determines future missions.</p> <p>n. Directs the platoons to walk the routes during daylight and during limited visibility, if applicable and as time and the situation permits.</p> <p>o. Plans to withdraw under limited visibility conditions, if possible.</p> <p>p. Addresses actions on chance contact with the enemy.</p> <p>5. Quartering party accomplishes the following:</p> <p style="padding-left: 20px;">a. Conducts reconnaissance of positions to which company will withdraw.</p> <p style="padding-left: 20px;">b. Selects subordinate element positions and or sectors.</p> <p style="padding-left: 20px;">c. Selects observation post (OP) positions for company.</p> <p style="padding-left: 20px;">d. Provides guides as necessary.</p> <p style="padding-left: 20px;">e. Coordinates with the unit/element through which the company will conduct a rearward passage of lines, if required.</p> <p>* 6. Company commander disseminates digital reports (if applicable), overlays, and other pertinent information to each platoon to keep them abreast of the situation.</p> <p>* 7. Company commander issues orders and instructions to include ROE and ROI.</p> <p style="padding-left: 20px;">a. Issues clear and concise taskings to platoons and or elements.</p> <p>8. Company conducts a rehearsal, if withdrawal is not under enemy pressure.</p> <p>9. Company withdraws UNDER ENEMY PRESSURE.</p> <p style="padding-left: 20px;">a. Enters way points into positive navigation (POSNAV) equipment to aid navigation.</p> <p style="padding-left: 20px;">b. Uses DLIC to cover the withdrawal, of company elements, by deception and maneuver. The company commander uses one of the following methods to designate the DLIC:</p> <p style="padding-left: 40px;">(1) Designates one platoon to execute the DLIC mission with the platoon leader as the DLIC leader.</p> <p style="padding-left: 40px;">(2) Constitutes the DLIC using ad hoc elements from all platoons, with the 1SG or other designated person as the DLIC leader.</p> <p style="padding-left: 20px;">c. Moves platoons from their positions to their designated AA and then to the company AA upon order or at the designated time. (After all equipment and personnel are accounted for.)</p> <p style="padding-left: 20px;">d. Moves company to the higher headquarters' AA upon order or at the designated time. (After all equipment and personnel are accounted for.)</p> <p>10. Company withdraws NOT UNDER ENEMY PRESSURE.</p> <p>Note: Company commander plans quickly and issues FRAGOs to control the withdrawal.</p> <p style="padding-left: 20px;">a. Enters way points into positive navigation (POSNAV) equipment to aid navigation.</p>		

ARTEP 7-12-MTP

TASK STEPS AND PERFORMANCE MEASURES	GO	NO-GO
b. Moves not needed vehicles and or equipment to the rear before the withdrawal starts. c. Moves mortars and other special weapon systems where they can provide support to the withdrawal. d. Withdraws least heavily engaged platoon and or element first. (1) Platoon/element disengages and moves into a position where it can overwatch the disengagement of the more heavily engaged platoons and or elements. (2) Platoons/elements continuing maneuvering to the rear and providing overwatch in turn. Note: Once the company is disengaged, it moves as directed by the company commander. *11. Company commander completes withdrawal actions. a. Sends situation report (SITREP) to higher headquarters' commander as required. 12. Company consolidates and reorganizes as necessary. 13. Company secures enemy prisoners of war (EPW) as required. 14. Company treats and evacuates casualties. 15. Company processes captured documents and or equipment as required. 16. Company continues operations as directed.		

TASK PERFORMANCE/EVALUATION SUMMARY BLOCK							
ITERATION	1	2	3	4	5	M	TOTAL
TOTAL TASK STEPS EVALUATED							
TOTAL TASK STEPS "GO"							
TRAINING STATUS "GO"/"NO-GO"							

"*" indicates a leader task step.

SUPPORTING INDIVIDUAL TASKS: NONE

SUPPORTING COLLECTIVE TASKS

Task Number	Task Title	References
07-2-1297	Conduct Hasty Displacement (Antiarmor/Infantry Company)	ARTEP 7-10-MTP ARTEP 7-12-MTP ARTEP 7-91-MTP
07-2-1306-A	Conduct Operations during Limited Visibility (Antiarmor/Infantry Company)	ARTEP 7-10-MTP ARTEP 7-91-MTP
07-2-1342	Conduct Tactical Movement (Infantry Company)	ARTEP 7-10-MTP
07-2-1450	Secure Routes (Infantry Company)	ARTEP 7-12-MTP ARTEP 7-10-MTP
07-2-1468	Take Action on Contact (Infantry Company)	ARTEP 7-12-MTP ARTEP 7-10-MTP

SUPPORTING COLLECTIVE TASKS

Task Number	Task Title	References
07-2-2018	Conduct an Area or Zone Reconnaissance (Infantry Company)	ARTEP 7-12-MTP ARTEP 7-10-MTP
07-2-2072	Report Tactical Information (Infantry Company)	ARTEP 7-12-MTP ARTEP 7-10-MTP
07-2-3000	Conduct Overwatch and or Support by Fire (Infantry Company)	ARTEP 7-12-MTP ARTEP 7-10-MTP
07-2-3027	Integrate Direct Fires (Infantry Company)	ARTEP 7-12-MTP ARTEP 7-10-MTP
07-2-3036	Integrate Indirect Fire Support (Infantry Company)	ARTEP 7-12-MTP ARTEP 7-10-MTP
07-2-4027	Handle Enemy Prisoners of War (Infantry Company)	ARTEP 7-12-MTP ARTEP 7-10-MTP
07-2-4045	Process Captured Documents and Equipment (Infantry Company)	ARTEP 7-12-MTP ARTEP 7-10-MTP
07-2-4063	Treat and Evacuate Casualties (Antiarmor/Infantry Company)	ARTEP 7-12-MTP ARTEP 7-10-MTP
07-2-5009	Conduct a Rehearsal (Infantry Company)	ARTEP 7-12-MTP ARTEP 7-91-MTP ARTEP 7-10-MTP ARTEP 7-12-MTP
07-2-5027	Conduct Consolidation and Reorganization (Infantry Company)	ARTEP 7-10-MTP
07-2-5063	Conduct Risk Management (Infantry Company)	ARTEP 7-12-MTP ARTEP 7-10-MTP
07-2-5081	Conduct Troop-leading Procedures (Infantry Company)	ARTEP 7-12-MTP ARTEP 7-10-MTP
07-2-5126	Occupy an Assembly Area (Infantry Company)	ARTEP 7-12-MTP ARTEP 7-10-MTP
07-2-6045	Employ Camouflage, Concealment, and Deception Techniques (Infantry Company)	ARTEP 7-12-MTP ARTEP 7-10-MTP
07-2-6063	Maintain Operations Security (Infantry Company)	ARTEP 7-12-MTP ARTEP 7-10-MTP
07-3-1072	Conduct a Disengagement (Infantry/Reconnaissance Platoon/Squad)	ARTEP 7-12-MTP ARTEP 7-4-MTP
		ARTEP 7-5-MTP ARTEP 7-7J-MTP ARTEP 7-8-MTP ARTEP 7-92-MTP

SUPPORTING COLLECTIVE TASKS

Task Number	Task Title	References
07-3-1234	Conduct Operations during Limited Visibility (Antiarmor/Infantry/Mortar/Reconnaissance Platoon/Squad)	ARTEP 7-91-MTP
07-3-1252	Conduct Overwatch and or Support by Fire (Antiarmor/Infantry Platoon/Squad)	ARTEP 7-5-MTP ARTEP 7-7J-MTP ARTEP 7-8-MTP ARTEP 7-91-MTP ARTEP 7-4-MTP
07-3-1270	Conduct Tactical Movement (Mounted or Dismounted) (Antiarmor/Infantry/Mortar/ Reconnaissance Platoon/Squad)	ARTEP 7-5-MTP ARTEP 7-7J-MTP ARTEP 7-8-MTP ARTEP 7-90-MTP ARTEP 7-91-MTP ARTEP 7-92-MTP ARTEP 7-4-MTP
07-3-1423	Secure a Route (Antiarmor/Infantry/ Reconnaissance Platoon/Squad)	ARTEP 7-5-MTP ARTEP 7-7J-MTP ARTEP 7-8-MTP ARTEP 7-91-MTP ARTEP 7-92-MTP ARTEP 7-4-MTP
07-3-1432	Take Action on Contact (Infantry/Mortar/ Reconnaissance Platoon/Squad)	ARTEP 7-5-MTP ARTEP 7-7J-MTP ARTEP 7-8-MTP ARTEP 7-90-MTP ARTEP 7-92-MTP ARTEP 7-4-MTP
07-3-2009	Conduct an Area or Zone Reconnaissance (Infantry/Reconnaissance Platoon/Squad)	ARTEP 7-5-MTP ARTEP 7-7J-MTP ARTEP 7-8-MTP ARTEP 7-92-MTP ARTEP 7-4-MTP
07-3-2054	Report Tactical Information (Infantry/Mortar/ Reconnaissance Platoon/Squad)	ARTEP 7-5-MTP ARTEP 7-7J-MTP ARTEP 7-8-MTP ARTEP 7-90-MTP ARTEP 7-92-MTP ARTEP 7-4-MTP
07-3-3009	Employ Fire Support (Infantry/ Reconnaissance Platoon/Squad)	ARTEP 7-5-MTP ARTEP 7-7J-MTP ARTEP 7-8-MTP ARTEP 7-92-MTP ARTEP 7-4-MTP
07-3-4009	Handle Enemy Prisoners of War (Infantry/ Mortar/Reconnaissance Platoon/Squad)	ARTEP 7-5-MTP ARTEP 7-7J-MTP ARTEP 7-8-MTP ARTEP 7-92-MTP ARTEP 7-4-MTP ARTEP 7-5-MTP

SUPPORTING COLLECTIVE TASKS

Task Number	Task Title	References
07-3-4027	Process Captured Documents and Equipment (Infantry/Mortar/Reconnaissance Platoon/Squad)	ARTEP 7-7J-MTP ARTEP 7-8-MTP ARTEP 7-90-MTP ARTEP 7-92-MTP ARTEP 7-4-MTP
07-3-4045	Treat and Evacuate Casualties (Infantry/Mortar/Reconnaissance Platoon/Squad)	ARTEP 7-5-MTP ARTEP 7-7J-MTP ARTEP 7-8-MTP ARTEP 7-90-MTP ARTEP 7-92-MTP ARTEP 7-4-MTP
07-3-5009	Conduct Consolidation and Reorganization (Infantry/Reconnaissance Platoon/Squad)	ARTEP 7-5-MTP ARTEP 7-7J-MTP ARTEP 7-8-MTP ARTEP 7-90-MTP ARTEP 7-92-MTP ARTEP 7-4-MTP
07-3-5027	Conduct Risk Management (Infantry/Mortar/Reconnaissance Platoon/Squad)	ARTEP 7-5-MTP ARTEP 7-7J-MTP ARTEP 7-8-MTP ARTEP 7-92-MTP ARTEP 7-4-MTP
07-3-5036	Conduct Troop-leading Procedures (Infantry/Mortar/Reconnaissance Platoon/Squad)	ARTEP 7-5-MTP ARTEP 7-7J-MTP ARTEP 7-8-MTP ARTEP 7-90-MTP ARTEP 7-92-MTP ARTEP 7-4-MTP
07-3-5063	Occupy an Assembly Area (Infantry/Mortar/Reconnaissance Platoon/Squad)	ARTEP 7-5-MTP ARTEP 7-7J-MTP ARTEP 7-8-MTP ARTEP 7-90-MTP ARTEP 7-92-MTP ARTEP 7-4-MTP
07-3-6027	Maintain Operations Security (Infantry/Mortar/Reconnaissance Platoon/Squad)	ARTEP 7-5-MTP ARTEP 7-7J-MTP ARTEP 7-8-MTP ARTEP 7-90-MTP ARTEP 7-92-MTP ARTEP 7-4-MTP

SUPPORTING COLLECTIVE TASKS

Task Number

Task Title

References
ARTEP 7-92-MTP

OPFOR TASKS AND STANDARDS

TASK: Conduct Reconnaissance (07-OPFOR-0010)

CONDITION: The OPFOR is conducting operations independently or as part of a larger force. The OPFOR is directed to obtain tactical information pertaining to enemy's location, disposition, intent, and or activities. All assigned OPFOR equipment and personnel are available. The OPFOR has engineer support available.

STANDARD: The OPFOR conducts the reconnaissance mission by penetrating the enemy's outposts with mounted or dismounted patrols, and obtaining and reporting required information IAW the OPORD and or commander's guidance. The OPFOR maintains focus; continuity; aggressiveness; timeliness; camouflage, concealment, and deception; accuracy; and reliability. The OPFOR reconnaissance elements complete the reconnaissance mission undetected.

Note: During training exercises, the enemy unit commander or leader should select the size of the OPFOR element based on threat doctrine.

TASK: Conduct an Attack (07-OPFOR-0012)

CONDITION: The OPFOR is conducting operations independently or as part of a larger force. The OPFOR has determined that the enemy element is occupying defensive positions, conducting convoy operations, occupying an assembly or rear area, or is otherwise susceptible to attack. All assigned enemy equipment and personnel are available. Indirect fire support is available.

STANDARD: The OPFOR conducts an attack IAW the OPORD and or commander's guidance. The OPFOR executes the attack by completely neutralizing, destroying, deceiving, or disrupting the enemy element at the designated time and location specified in the operation order and or commander's guidance.

Note: During training exercises, the enemy commander or leader should select the size of the OPFOR element based on threat doctrine.

TASK: Conduct a Counterattack (07-OPFOR-0028)

CONDITION: The OPFOR is conducting operations independently or as part of a larger force. The OPFOR has been ordered to counterattack following a disrupted or halted enemy penetration attempt or while the enemy is consolidating and reorganizing on the objective. All assigned OPFOR equipment and personnel are available. The OPFOR has indirect fire and engineer support available. The OPFOR has gained air superiority.

STANDARD: The OPFOR conducts the counterattack IAW the OPORD and or commander's guidance. The OPFOR uses short, intense artillery and air preparation, attacks the enemy flanks or rear, and or exploits gaps and ruptures in the enemy formations. The OPFOR prevents consolidation and reorganization and evacuation of wounded enemy personnel. The OPFOR gains/regains terrain and destroys or captures the remaining enemy personnel and equipment.

Note: During training exercises, the enemy commander or leaders should select the size of the OPFOR element based on threat doctrine.

ELEMENT: RIFLE CO INF BN (BCT)

TASK: Conduct an Ambush (Infantry Company) (07-2-1243)

(FM 100-55)	(FM 101-5)	(FM 101-5-1)
(FM 101-5-2)	(FM 20-3)	(FM 21-18)
(FM 21-60)	(FM 24-35)	(FM 24-35-1)
(FM 7-10)	(FM 7-85)	

ITERATION: 1 2 3 4 5 M (Circle)

COMMANDER/LEADER ASSESSMENT: T P U (Circle)

CONDITIONS: The company is conducting operations as part of a higher headquarters and has received an operation order (OPORD) or fragmentary order (FRAGO) to conduct an area, point, or antiarmor ambush at the location and time specified. All necessary personnel and equipment are available. The company has communications with higher, adjacent, and subordinate elements. The company has been provided guidance on the rules of engagement (ROE) and rules of interaction (ROI). Coalition forces and noncombatants may be present in the operational environment. Some iterations of this task should be conducted during limited visibility conditions. Some iterations of this task should be performed in MOPP4.

TASK STANDARDS: The company emplaces and executes the ambush in accordance with (IAW) the tactical standing operating procedures (TSOP), the order, and or higher commander's guidance. The company surprises and kills or captures enemy forces in the engagement area (EA). The company destroys or captures enemy equipment based on the commander's intent. The company complies with the ROE and ROI.

TASK STEPS AND PERFORMANCE MEASURES	GO	NO-GO
<ul style="list-style-type: none"> * 1. Company leaders gain and or maintain situational understanding using information that is gathered from force XXI battle command brigade and below (FBCB2) (if applicable), frequency modulated (FM) communications, maps, intelligence summaries, situation reports (SITREPs), and or other available information sources. * 2. Company commander receives an OPOrd or FRAGO and issues warning order (WARNO) to the company using FBCB2, FM, or other tactical means. * 3. Company commander plans the ambush using troop-leading procedures. <ul style="list-style-type: none"> a. Conducts a digital and or conventional map reconnaissance. <ul style="list-style-type: none"> (1) Identifies tentative objective rally point (ORP). (2) Identifies tentative support by fire and assault positions. (3) Identifies likely enemy avenues of approach. (4) Identifies routes to and from the ORP and objective. (5) Marks tentative dismount points on digital and conventional maps as appropriate. b. Plans for. <ul style="list-style-type: none"> (1) Covering the entire kill zone by fire. (2) Using existing or reinforcing obstacles (Claymore and other mines) to keep the enemy in the kill zone. (3) Protecting the assault and support elements with mines, Claymore, or explosives. (4) Using security elements to isolate the kill zone. (5) Assaulting into the kill zone to search dead and wounded, assemble prisoners, and collect equipment. (The assault element must be able to move quickly through its own protective obstacles.) 		

TASK STEPS AND PERFORMANCE MEASURES	GO	NO-GO
<p>(6) Timing the actions of all elements of the company to preclude loss of surprise and to ensure withdrawal before any counterattack force can arrive at the kill zone.</p> <p>(7) Using only one platoon and or element to conduct the entire ambush and rotating platoons and or elements over time from the ORP. (This technique is useful when the ambush must be manned for a long time.)</p> <p>c. Selects the type of ambush to be used, if not directed by higher headquarters.</p> <p>(1) Selects point ambush - Elements and or soldiers deploy to attack an enemy in a single kill zone.</p> <p>Note: If using Bradley Fighting Vehicles (BFVs) or Infantry Carrier Vehicles (ICVs), the company commander may or may not integrate their fires, but should plan and coordinate dismount, remount, or hide positions for the vehicles.</p> <p>(2) Selects point ambush - Elements and or soldiers deploy in two or more related point ambushes based on real time intelligence using one of the following techniques:</p> <p>(a) Sequential (linear in nature).</p> <p>(b) Concentrated (centralized in nature).</p> <p>(c) Distributed (decentralized in nature).</p> <p>(3) Selects antiarmor ambush - Organized around the company's antiarmor assets. The company commander--</p> <p>(a) Identifies additional weapons available to supplement company fires.</p> <p>(b) Plans the careful positioning all antiarmor weapons to ensure the best shot (rear, flank, or top).</p> <p>(c) Plans to use the remainder of the company as support and security elements as necessary.</p> <p>d. Determines a tentative ambush formation.</p> <p>e. Determines weapons and equipment available to the enemy, if possible.</p> <p>f. Determines enemy's route and direction of movement.</p> <p>g. Determines and or projects times that the targeted unit will reach or pass specified points along the route.</p> <p>h. Determines a scheme of maneuver. (For area ambushes.)</p> <p>i. Develops criteria for initiation of the ambush.</p> <p>j. Designates the engagement techniques, if different from TSOP.</p> <p>k. Plans and marks withdrawal routes.</p> <p>l. Determines actions in the kill zone.</p> <p>m. Organizes the company as necessary to accomplish the mission and or compensate for combat losses.</p> <p>(1) Designates an assault element, support element, and security element.</p> <p>n. Plans indirect fires in the kill zone to destroy the enemy and cover the withdrawal of the company.</p> <p>o. Coordinates passage of lines through friendly units as required.</p> <p>p. Addresses actions on chance contact with the enemy.</p> <p>q. Coordinates and synchronizes activities within each battlefield operating system (BOS).</p> <p>r. Plans and coordinates combat service support (CSS).</p> <p>* 4. Company commander disseminates digital reports (if applicable), overlays, and other pertinent information to each platoon to keep them abreast of the situation.</p> <p>* 5. Company commander issues orders and instructions to include ROE and ROI.</p> <p>a. Issues clear and concise taskings to platoons and or elements.</p>		

TASK STEPS AND PERFORMANCE MEASURES	GO	NO-GO
<p>6. Company conducts a rehearsal.</p> <p>* 7. Company commander issues a FRAGO as necessary to address changes to the plan identified during the rehearsal.</p> <p>8. Company conducts tactical movement to the ORP.</p> <ul style="list-style-type: none"> a. Enters way points into position navigation (POSNAV) equipment to aid navigation. b. Conducts passage of lines through friendly units as required. c. Secures and occupies the ORP in accordance with (IAW) the order or TSOP. d. Designates the ORP chain of command. e. Issues a contingency plan to the ORP leadership. <p>* 9. Company commander or designated representative and reconnaissance element conducts the reconnaissance based on factors of mission, enemy, terrain and weather, troops and support available, time available, and civil considerations (METT-TC).</p> <ul style="list-style-type: none"> a. Forms a security element for the party. b. Conducts a passage of lines, if required. c. Pinpoints the objective and or kill zone. d. Establishes security at the objective and or kill zone location. e. Verifies and updates intelligence information. f. Selects security, support, and assault positions. <ul style="list-style-type: none"> (1) Selects security position that: <ul style="list-style-type: none"> (a) Provide early warning of enemy approach into the kill zone or toward any company element. (b) Provide covered and concealed positions. (c) Allow elements to secure the company, prevents escape from the kill zone, and prevents reinforcement of the enemy in the kill zone. (2) Selects support positions that: <ul style="list-style-type: none"> (a) Permit observation and effective fires into the kill zone. (b) Provide cover and concealment. (3) Selects assault positions that: <ul style="list-style-type: none"> (a) Provide cover and concealment. (b) Allow observation and fire into the kill zone. (c) Are close enough for rapid assault into the kill zone, if planned. (d) Are protected by an armored or vehicular obstacle (natural or manmade), if the enemy will be mounted or in armored vehicles. g. Selects a suitable kill zone that: <ul style="list-style-type: none"> (1) Is located on a canalized avenue of approach or natural line of drift. (2) Restricts enemy maneuver on the ambush site. h. Selects primary and alternate covered and concealed routes to and from all positions and the ORP. i. Leaves a surveillance team to observe the objective. j. Returns to the ORP undetected. <p>*10. Company commander adjusts the plan based on updated intelligence and reconnaissance effort.</p> <ul style="list-style-type: none"> a. Updates the enemy situation. b. Disseminates updated digital reports (if applicable), overlays, and other pertinent information. c. Allows time for subordinate leaders to disseminate any modifications to the plan. 		

TASK STEPS AND PERFORMANCE MEASURES	GO	NO-GO
<p>d. Assigns security, support, and assault positions.</p> <p>e. Designates withdrawal routes back to the ORP.</p> <p>f. Designates control measures at the ambush site.</p> <p>g. Designates the ambush formation based on his estimate of the situation.</p> <p>h. Designates a security element to stay in the ORP, if the company intends to return to the ORP after completion of the ambush.</p> <p>i. Reports readiness to execute to higher headquarters using FBCB2, FM, or other tactical means.</p> <p>*11. Company commander coordinates and or synchronizes actions of subordinate elements.</p> <p>*12. Company commander uses FRAGOs as necessary to redirect actions of subordinate elements.</p> <p>*13. Security element leader moves his element from the ORP and occupies their positions.</p> <p>a. Departs the ORP and moves tactically to designated positions.</p> <p>b. Positions early warning detection devices first.</p> <p>c. Secures the flanks of the ambush site and provides detection and early warning of enemy approach.</p> <p>d. Ensures coverage of dismounted avenues of approach in the ambush site.</p> <p>e. Observes noise and light discipline.</p> <p>g. Designates individual sectors of observation and fire and emplaces sector stakes.</p> <p>h. Directs the emplacement of antipersonnel mines, antitank mines, obstacles, and early warning devices, as the enemy situation dictates.</p> <p>i. Checks the positions from the enemy side to verify concealment, if possible.</p> <p>j. Positions teams/soldiers for best control.</p> <p>k. Checks all target acquisition and night observation devices.</p> <p>l. Maintains communication with the company commander.</p> <p>m. Ensures the occupation and establishment of the positions is undetected by the enemy.</p> <p>n. Informs the company commander when the positions are established.</p> <p>*14. When the security elements are in position, or on the company commander's order, the support and assault element leaders move their elements from the ORP and occupy their positions by the time specified in the order.</p> <p>a. Move tactically to the positions.</p> <p>b. Designate the individual sectors of observation and fire, and emplace sector sketches.</p> <p>c. Emplace antipersonnel mines, antitank mines, obstacles, and early warning devices, as the threat dictates.</p> <p>d. Check positions from the enemy side to verify concealment, if possible. (Leaders do not enter the kill zone.)</p> <p>e. Positions supporting mortars to provide fire into the kill zone and to support the security elements with indirect fire.</p> <p>*15. Company commander ensures that he and subordinate leaders position themselves for command and control.</p> <p>*16. Company commander or designated representative supervise final preparations.</p> <p>a. Ensures subordinate leaders.</p> <p>(1) Check all target acquisition and night observation devices.</p> <p>(2) Maintain communications with the company commander.</p>		

TASK STEPS AND PERFORMANCE MEASURES	GO	NO-GO
<p>(3) Ensure the occupation and establishment of the positions are undetected by the enemy.</p> <p>(4) Report to the company commander when the positions are established.</p> <p>17. Company maintains operations security, and executes active deception to deceive the enemy as to the ambush location and the strength of the attack.</p> <p>18. Security element detects the enemy and alerts the company commander.</p> <ol style="list-style-type: none"> a. Reports the size of the target and the direction of movement. b. Reports any special weapons or equipment carried. <p>*19. Company commander informs higher headquarters that the enemy has been detected. (This is not to obtain approval to conduct the ambush. The company received the mission by order from higher headquarters.)</p> <ol style="list-style-type: none"> a. Uses arm-and-hand signals to notify the rest of the company. b. Assesses the situation and determines if the ambush should be executed. <p>*20. Company commander initiates the ambush, or authorizes a subordinate leader to initiate the ambush.</p> <ol style="list-style-type: none"> a. Surprises the enemy. b. Initiates the ambush with the largest casualty-producing weapon available. If ambushing mounted or armored elements, the leader initiates the ambush with multiple, simultaneous antiarmor shots. c. Ensures assault and support elements deliver accurate fire. All weapons engage targets that are suitable to their characteristics. d. Uses the security elements to block any enemy attempts to maneuver and engage the ambush forces, to prevent reinforcement of the enemy in the kill zone, and to block escape from the kill zone. e. Uses supporting mortars and other indirect fire support to support the ambush. f. Employs the reserves to block enemy escape from the kill zone, to prevent enemy reinforcement of the kill zone, or to block counterattacks, if needed. g. Orders lifting and shifting of all fires using FBCB2, FM, or other tactical means, if the company will assault the target. h. Signals the support element to lift or shift all supporting fires using FBCB2, FM, or other tactical means. <p>21. On order from the company commander, the assault element assaults the target before it can react effectively.</p> <ol style="list-style-type: none"> a. Kills or captures enemy forces. b. Destroys or captures enemy equipment and documents, within the commander's intent. <p>22. Designated elements accomplish their tasks immediately after the assault element establishes local security beyond the kill zone.</p> <ol style="list-style-type: none"> a. Process enemy prisoners of war (EPW) . b. Treat and evacuate casualties. <p>*23. Company commander signals for withdrawal from the ambush site.</p> <ol style="list-style-type: none"> a. Withdraws to ORP. b. Covers the withdrawal of the assault element from the kill zone from the support position using pre planned indirect fire. c. Uses planned indirect fire to complete destruction of the enemy, if needed. <p>24. Company reorganizes and consolidates.</p>		

ARTEP 7-12-MTP

TASK STEPS AND PERFORMANCE MEASURES	GO	NO-GO
*25. Company commander consolidates PIR reports.		
*26. Company commander reports the results of the ambush and company status using FBCB2, FM, or other tactical means.		
27. Company processes and or secures captured documents and or equipment IAW the OPORD or TSOP.		
28. Company continues operations as directed.		

TASK PERFORMANCE/EVALUATION SUMMARY BLOCK							
ITERATION	1	2	3	4	5	M	TOTAL
TOTAL TASK STEPS EVALUATED							
TOTAL TASK STEPS "GO"							
TRAINING STATUS "GO"/"NO-GO"							

"*" indicates a leader task step.

SUPPORTING INDIVIDUAL TASKS: NONE

SUPPORTING COLLECTIVE TASKS

Task Number	Task Title	References
07-2-1108	Conduct a Passage of Lines as the Passing Unit (Infantry Company)	ARTEP 7-10-MTP
07-2-1256	Conduct an Attack by Fire (Antiarmor/Infantry Company)	ARTEP 7-12-MTP ARTEP 7-10-MTP
07-2-1270	Conduct an Infiltration or Exfiltration (Infantry Company)	ARTEP 7-12-MTP ARTEP 7-91-MTP ARTEP 7-10-MTP
07-2-1306-A	Conduct Operations during Limited Visibility (Antiarmor/Infantry Company)	ARTEP 7-12-MTP ARTEP 7-10-MTP
07-2-1315	Conduct Patrol Operations (Infantry Company)	ARTEP 7-91-MTP ARTEP 7-10-MTP
07-2-1342	Conduct Tactical Movement (Infantry Company)	ARTEP 7-12-MTP ARTEP 7-10-MTP
07-2-1468	Take Action on Contact (Infantry Company)	ARTEP 7-12-MTP ARTEP 7-10-MTP ARTEP 7-12-MTP
07-2-2018	Conduct an Area or Zone Reconnaissance (Infantry Company)	ARTEP 7-10-MTP
07-2-2027	Establish Observation Posts (Infantry Company)	ARTEP 7-12-MTP ARTEP 7-10-MTP
		ARTEP 7-12-MTP

SUPPORTING COLLECTIVE TASKS

Task Number	Task Title	References
07-2-2072	Report Tactical Information (Infantry Company)	ARTEP 7-10-MTP
07-2-3000	Conduct Overwatch and or Support by Fire (Infantry Company)	ARTEP 7-12-MTP ARTEP 7-10-MTP
07-2-3027	Integrate Direct Fires (Infantry Company)	ARTEP 7-12-MTP ARTEP 7-10-MTP
07-2-3036	Integrate Indirect Fire Support (Infantry Company)	ARTEP 7-12-MTP ARTEP 7-10-MTP
07-2-4027	Handle Enemy Prisoners of War (Infantry Company)	ARTEP 7-12-MTP ARTEP 7-10-MTP
07-2-4045	Process Captured Documents and Equipment (Infantry Company)	ARTEP 7-12-MTP ARTEP 7-10-MTP
07-2-4063	Treat and Evacuate Casualties (Antiarmor/Infantry Company)	ARTEP 7-12-MTP ARTEP 7-10-MTP
07-2-5009	Conduct a Rehearsal (Infantry Company)	ARTEP 7-12-MTP ARTEP 7-91-MTP ARTEP 7-10-MTP ARTEP 7-12-MTP
07-2-5027	Conduct Consolidation and Reorganization (Infantry Company)	ARTEP 7-10-MTP
07-2-5063	Conduct Risk Management (Infantry Company)	ARTEP 7-12-MTP ARTEP 7-10-MTP
07-2-5081	Conduct Troop-leading Procedures (Infantry Company)	ARTEP 7-12-MTP ARTEP 7-10-MTP
07-2-5126	Occupy an Assembly Area (Infantry Company)	ARTEP 7-12-MTP ARTEP 7-10-MTP
07-2-5153	Prepare for Combat (Infantry Company)	ARTEP 7-12-MTP ARTEP 7-10-MTP
07-2-6063	Maintain Operations Security (Infantry Company)	ARTEP 7-12-MTP ARTEP 7-10-MTP
07-3-1099	Conduct a Passage of Lines as the Passing Unit (Infantry/Mortar/Reconnaissance Platoon/Squad)	ARTEP 7-12-MTP ARTEP 7-4-MTP
07-3-1189	Conduct Actions at Danger Areas (Infantry/Reconnaissance Platoon)	ARTEP 7-5-MTP ARTEP 7-7J-MTP ARTEP 7-8-MTP ARTEP 7-90-MTP ARTEP 7-92-MTP ARTEP 7-4-MTP
		ARTEP 7-5-MTP ARTEP 7-7J-MTP ARTEP 7-8-MTP

SUPPORTING COLLECTIVE TASKS

Task Number	Task Title	References
07-3-1207	Conduct an Ambush (Infantry Platoon/Squad)	ARTEP 7-92-MTP ARTEP 7-5-MTP
07-3-1216	Conduct an Infiltration or Exfiltration (Infantry/Reconnaissance Platoon/Squad)	ARTEP 7-7J-MTP ARTEP 7-8-MTP ARTEP 7-4-MTP
07-3-1234	Conduct Operations during Limited Visibility (Antiarmor/Infantry/Mortar/Reconnaissance Platoon/Squad)	ARTEP 7-5-MTP ARTEP 7-7J-MTP ARTEP 7-8-MTP ARTEP 7-92-MTP ARTEP 7-91-MTP
07-3-1252	Conduct Overwatch and or Support by Fire (Antiarmor/Infantry Platoon/Squad)	ARTEP 7-5-MTP
07-3-1270	Conduct Tactical Movement (Mounted or Dismounted) (Antiarmor/Infantry/Mortar/ Reconnaissance Platoon/Squad)	ARTEP 7-7J-MTP ARTEP 7-8-MTP ARTEP 7-91-MTP ARTEP 7-4-MTP
07-3-1315	Employ Protective Obstacles (Antiarmor/ Infantry/Mortar/Reconnaissance Platoon/Squad)	ARTEP 7-5-MTP ARTEP 7-7J-MTP ARTEP 7-8-MTP ARTEP 7-90-MTP ARTEP 7-91-MTP ARTEP 7-92-MTP ARTEP 7-4-MTP
07-3-1432	Take Action on Contact (Infantry/Mortar/ Reconnaissance Platoon/Squad)	ARTEP 7-5-MTP ARTEP 7-7J-MTP ARTEP 7-8-MTP ARTEP 7-90-MTP ARTEP 7-92-MTP ARTEP 7-4-MTP
07-3-2009	Conduct an Area or Zone Reconnaissance (Infantry/Reconnaissance Platoon/Squad)	ARTEP 7-5-MTP ARTEP 7-7J-MTP ARTEP 7-8-MTP ARTEP 7-92-MTP ARTEP 7-4-MTP
07-3-2018	Establish an Observation Post (Antiarmor/ Infantry/Reconnaissance Platoon/Squad)	ARTEP 7-5-MTP ARTEP 7-7J-MTP ARTEP 7-8-MTP ARTEP 7-92-MTP ARTEP 7-4-MTP

SUPPORTING COLLECTIVE TASKS

Task Number	Task Title	References
07-3-2054	Report Tactical Information (Infantry/Mortar/Reconnaissance Platoon/Squad)	ARTEP 7-7J-MTP ARTEP 7-8-MTP ARTEP 7-91-MTP ARTEP 7-92-MTP ARTEP 7-4-MTP
07-3-3009	Employ Fire Support (Infantry/Reconnaissance Platoon/Squad)	ARTEP 7-5-MTP ARTEP 7-7J-MTP ARTEP 7-8-MTP ARTEP 7-90-MTP ARTEP 7-92-MTP ARTEP 7-4-MTP
07-3-4009	Handle Enemy Prisoners of War (Infantry/Mortar/Reconnaissance Platoon/Squad)	ARTEP 7-5-MTP ARTEP 7-7J-MTP ARTEP 7-8-MTP ARTEP 7-92-MTP ARTEP 7-4-MTP
07-3-4027	Process Captured Documents and Equipment (Infantry/Mortar/Reconnaissance Platoon/Squad)	ARTEP 7-5-MTP ARTEP 7-7J-MTP ARTEP 7-8-MTP ARTEP 7-90-MTP ARTEP 7-92-MTP ARTEP 7-4-MTP
07-3-4045	Treat and Evacuate Casualties (Infantry/Mortar/Reconnaissance Platoon/Squad)	ARTEP 7-5-MTP ARTEP 7-7J-MTP ARTEP 7-8-MTP ARTEP 7-90-MTP ARTEP 7-92-MTP ARTEP 7-4-MTP
07-3-5000	Conduct a Rehearsal (Infantry/Mortar/Reconnaissance Platoon/Squad)	ARTEP 7-5-MTP ARTEP 7-7J-MTP ARTEP 7-8-MTP ARTEP 7-90-MTP ARTEP 7-92-MTP ARTEP 7-4-MTP
07-3-5009	Conduct Consolidation and Reorganization (Infantry/Reconnaissance Platoon/Squad)	ARTEP 7-5-MTP ARTEP 7-7J-MTP ARTEP 7-8-MTP ARTEP 7-92-MTP ARTEP 7-4-MTP

ARTEP 7-12-MTP

SUPPORTING COLLECTIVE TASKS

Task Number	Task Title	References
07-3-5027	Conduct Risk Management (Infantry/Mortar/Reconnaissance Platoon/Squad)	ARTEP 7-4-MTP ARTEP 7-5-MTP ARTEP 7-7J-MTP ARTEP 7-8-MTP ARTEP 7-90-MTP ARTEP 7-92-MTP
07-3-5036	Conduct Troop-leading Procedures (Infantry/Mortar/Reconnaissance Platoon/Squad)	ARTEP 7-4-MTP ARTEP 7-5-MTP ARTEP 7-7J-MTP ARTEP 7-8-MTP ARTEP 7-90-MTP ARTEP 7-92-MTP
07-3-5063	Occupy an Assembly Area (Infantry/ Mortar/Reconnaissance Platoon/Squad)	ARTEP 7-4-MTP ARTEP 7-5-MTP ARTEP 7-7J-MTP ARTEP 7-8-MTP ARTEP 7-90-MTP ARTEP 7-92-MTP
07-3-5081	Prepare for Combat (Infantry/Mortar/ Reconnaissance Platoon/Squad)	ARTEP 7-4-MTP ARTEP 7-5-MTP ARTEP 7-7J-MTP ARTEP 7-8-MTP ARTEP 7-90-MTP ARTEP 7-92-MTP
07-3-6027	Maintain Operations Security (Infantry/ Mortar/Reconnaissance Platoon/Squad)	ARTEP 7-4-MTP ARTEP 7-5-MTP ARTEP 7-7J-MTP ARTEP 7-8-MTP ARTEP 7-90-MTP ARTEP 7-92-MTP

OPFOR TASKS AND STANDARDS

TASK: Conduct Reconnaissance (07-OPFOR-0010)

CONDITION: The OPFOR is conducting operations independently or as part of a larger force. The OPFOR is directed to obtain tactical information pertaining to enemy's location, disposition, intent, and or activities. All assigned OPFOR equipment and personnel are available. The OPFOR has engineer support available.

STANDARD: The OPFOR conducts the reconnaissance mission by penetrating the enemy's outposts with mounted or dismounted patrols, and obtaining and reporting required information IAW the OPORD and or commander's guidance. The OPFOR maintains focus; continuity; aggressiveness; timeliness; camouflage, concealment, and deception; accuracy; and reliability. The OPFOR reconnaissance elements complete the reconnaissance mission undetected.

Note: During training exercises, the enemy unit commander or leader should select the size of the OPFOR element based on threat doctrine.

TASK: Conduct Infiltration/Exfiltration (07-OPFOR-0018)

CONDITION: The OPFOR is conducting operations independently or as part of a larger force. The OPFOR infiltrates/exfiltrates personnel through the enemy lines. All necessary personnel and equipment are available.

STANDARD: The OPFOR conducts the infiltration/exfiltration IAW the operation order and or the commander's guidance. The OPFOR determines gaps in the enemy's lines/defenses and infiltrates/exfiltrates without being detected. The OPFOR accomplishes the commander's intent (gains information, attacks a position from the rear, conducts raids or ambushes, captures prisoners, seizes key terrain, or aids the main attack).

Note: During training exercises, the enemy commander or leader should select the size of the OPFOR element based on threat doctrine.

TASK: Maintain Operations Security (07-OPFOR-0023)

CONDITION: The OPFOR is conducting operations independently or as part of a larger force. The OPFOR prevents the enemy from obtaining information about its operations and or intent. All necessary personnel and equipment are available.

STANDARD: The OPFOR maintains operations security IAW the operation order and or commander's guidance. The OPFOR denies information to the enemy by maintaining physical security, signal security, and information security. The OPFOR identifies and eliminates indicators that can be exploited by hostile intelligence organizations.

Note: During training exercises, the enemy commander or leader should select the size of the OPFOR element based on threat doctrine.

ARTEP 7-12-MTP

ELEMENT:

TASK: Conduct an Attack by Fire (Antiarmor/Infantry Company) (07-2-1256)
 (FM 100-55) (FM 101-5) (FM 101-5-1)
 (FM 21-60) (FM 24-35) (FM 24-35-1)

ITERATION: 1 2 3 4 5 M (Circle)

COMMANDER/LEADER ASSESSMENT: T P U (Circle)

CONDITIONS: The company is conducting operations as part of a higher headquarters and has received an operation order (OPORD) or fragmentary order (FRAGO) to conduct an attack or counterattack by fire at the location and time specified. The company is assigned a battle position (BP) and a sector of fire, an engagement area (EA), or an axis of advance and objective. The enemy may be stationary or moving. All necessary personnel and equipment are available. The company has communications with higher, adjacent, and subordinate elements. The company has been provided guidance on the rules of engagement (ROE) and rules of interaction (ROI). Coalition forces and noncombatants may be present in the operational environment. Some iterations of this task should be conducted during limited visibility conditions. Some iterations of this task should be performed in MOPP4.

TASK STANDARDS: The company conducts the attack or counterattack by fire in accordance with (IAW) the tactical standing operating procedures (TSOP), the order, and or commander's guidance. The company complies with the ROE and ROI.

TASK STEPS AND PERFORMANCE MEASURES	GO	NO-GO
<ol style="list-style-type: none"> 1. Company commander gains and or maintains situational understanding using information that is gathered from force XXI battle command brigade and below (FBCB2) (if applicable), frequency modulated (FM) communications, maps, intelligence summaries, situation reports (SITREPs), and or other available information sources. 2. Company commander receives an OPORD or FRAGO and issues warning order (WARNO) to the company. 3. Company commander plans using troop-leading procedures. <ol style="list-style-type: none"> a. Conducts a map reconnaissance. <ol style="list-style-type: none"> (1) Identifies battle position (BP) and sector of fire or engagement area (EA). (2) Identifies likely enemy avenues of approach or axis of advance. (3) Identifies routes to and from the assault by fire (ABF) positions. (4) Identifies tentative target reference points (TRPs). (5) Marks tentative dismount points on maps if mounted. b. Plans and coordinates indirect fire support and or close air support if available. c. Organizes the company as necessary to accomplish the mission and or compensate for combat losses. d. Addresses actions on chance contact with the enemy. e. Disseminates applicable reports, overlays, and other pertinent information to each squad to keep them abreast of the situation. f. Plans triggers or signals for lifting and shifting direct and indirect fires. g. Develops control measures. h. Ensures observers are positioned to adjust indirect fires if applicable. * 4. Company commander or designated representative conducts a reconnaissance. <ol style="list-style-type: none"> a. Selects ABF positions that allow the company to effectively engage the enemy and that provide adequate cover and concealment. 		

TASK STEPS AND PERFORMANCE MEASURES	GO	NO-GO
<ul style="list-style-type: none"> b. Establishes security at the ABF position. c. Leaves security at the ABF position. d. Updates intelligence information. e. Returns to the company position. <p>* 5. Company commander adjusts the ABF plan, if necessary, based on updated intelligence.</p> <p>* 6. Company commander issues orders and instructions to include ROE and ROI.</p> <p>7. Company conducts a rehearsal.</p> <p>* 8. Company commander issues FRAGOs, as necessary, to address changes to the plan identified during the rehearsal.</p> <p>9. Company enters way points into position navigation (POSNAV) equipment to aid navigation, if available.</p> <p>10. Company conducts tactical movement to ABF position.</p> <ul style="list-style-type: none"> a. Employs appropriate formation and movement technique. b. Uses covered and concealed routes to prevent the enemy element from effectively engaging the company. c. Orients weapon systems to provide 360-degree security during movement. <p>11. Company occupies ABF position.</p> <ul style="list-style-type: none"> a. Confirms position meets the following tactical considerations: <ul style="list-style-type: none"> (1) Position allows the company to place effective fires on the enemy. (2) Position facilitates weapon standoff. (3) Position is located on terrain affording cover and concealment. b. Conducts hasty occupation of the ABF position. c. Designates target reference points (TRP), sectors of fire, and tentative firing positions. d. Begins scanning sectors of fire as designated by the commander or TSOP. <p>12. Company observes the designated engagement areas or sectors of responsibility.</p> <ul style="list-style-type: none"> a. Detects all enemy entering the area. b. Notifies supported, flanking, and higher units of detected enemy as required. <p>13. Company executes the attack by fire against enemy armor.</p> <ul style="list-style-type: none"> a. Acquires, suppresses, and or destroys identified enemy elements using available weapon systems. b. Employs appropriate weapon systems to destroy armored vehicles and fortified positions. c. Employs appropriate weapon systems to suppress identified enemy elements or to destroy light skinned vehicles, exposed positions, and dismounted elements. d. Calls for and adjusts indirect fires onto the enemy. e. Maneuvers to alternate positions as necessary to maintain effective fires on the enemy or to maintain survivability. f. Shifts, refocuses, and redistributes direct fires as necessary to maintain target effects on the enemy. <p>*14. Company commander directs the attack by fire until all enemy elements are destroyed, fixed, or suppressed or the order to lift fires is received.</p>		

ARTEP 7-12-MTP

TASK STEPS AND PERFORMANCE MEASURES	GO	NO-GO
a. Focuses and distributes direct fires and shifts, refocuses, and redistributes fires to maintain suppression of the enemy or to destroy enemy forces. b. Shifts indirect fires to suppress or destroy enemy vehicles or positions. c. Lifts fires to facilitate the movement of friendly elements or when target effects are achieved. d. Issues additional FRAGOs to direct or retask subordinate elements as required. e. Orders a cease-fire once the enemy is destroyed or on order from the commander. f. Sends SPOTREPs and updates SITREPs and makes recommendations to the higher commander as required. 15. Company consolidates and reorganizes as necessary. 16. Company secures enemy prisoners of war (EPW) as required. 17. Company treats and evacuates casualties. 18. Company processes captured documents and or equipment as required. 19. Company continues operations as directed.		

TASK PERFORMANCE/EVALUATION SUMMARY BLOCK							
ITERATION	1	2	3	4	5	M	TOTAL
TOTAL TASK STEPS EVALUATED							
TOTAL TASK STEPS "GO"							
TRAINING STATUS "GO"/"NO-GO"							

"*" indicates a leader task step.

SUPPORTING INDIVIDUAL TASKS: NONE

SUPPORTING COLLECTIVE TASKS

Task Number	Task Title	References
07-2-1108	Conduct a Passage of Lines as the Passing Unit (Infantry Company)	ARTEP 7-10-MTP
07-2-1306-A	Conduct Operations during Limited Visibility (Antiarmor/Infantry Company)	ARTEP 7-12-MTP ARTEP 7-10-MTP
07-2-1342	Conduct Tactical Movement (Infantry Company)	ARTEP 7-91-MTP ARTEP 7-10-MTP
07-2-1396	Employ Obstacles (Infantry Company)	ARTEP 7-12-MTP ARTEP 7-10-MTP
07-2-1468	Take Action on Contact (Infantry Company)	ARTEP 7-10-MTP ARTEP 7-12-MTP
07-2-2027	Establish Observation Posts (Infantry Company)	ARTEP 7-10-MTP
07-2-2072	Report Tactical Information (Infantry Company)	ARTEP 7-12-MTP ARTEP 7-10-MTP

SUPPORTING COLLECTIVE TASKS

Task Number	Task Title	References
07-2-3000	Conduct Overwatch and or Support by Fire (Infantry Company)	ARTEP 7-12-MTP ARTEP 7-10-MTP
07-2-3027	Integrate Direct Fires (Infantry Company)	ARTEP 7-12-MTP ARTEP 7-10-MTP
07-2-3036	Integrate Indirect Fire Support (Infantry Company)	ARTEP 7-12-MTP ARTEP 7-10-MTP
07-2-4027	Handle Enemy Prisoners of War (Infantry Company)	ARTEP 7-12-MTP ARTEP 7-10-MTP
07-2-4045	Process Captured Documents and Equipment (Infantry Company)	ARTEP 7-12-MTP ARTEP 7-10-MTP
07-2-4063	Treat and Evacuate Casualties (Antiarmor/Infantry Company)	ARTEP 7-12-MTP ARTEP 7-10-MTP
07-2-5009	Conduct a Rehearsal (Infantry Company)	ARTEP 7-12-MTP ARTEP 7-91-MTP ARTEP 7-10-MTP
07-2-5027	Conduct Consolidation and Reorganization (Infantry Company)	ARTEP 7-12-MTP ARTEP 7-10-MTP
07-2-5063	Conduct Risk Management (Infantry Company)	ARTEP 7-12-MTP ARTEP 7-10-MTP
07-2-5081	Conduct Troop-leading Procedures (Infantry Company)	ARTEP 7-12-MTP ARTEP 7-10-MTP
07-2-5153	Prepare for Combat (Infantry Company)	ARTEP 7-12-MTP ARTEP 7-10-MTP
07-2-6063	Maintain Operations Security (Infantry Company)	ARTEP 7-12-MTP ARTEP 7-10-MTP
07-3-1099	Conduct a Passage of Lines as the Passing Unit (Infantry/Mortar/Reconnaissance Platoon/Squad)	ARTEP 7-12-MTP ARTEP 7-4-MTP
07-3-1234	Conduct Operations during Limited Visibility (Antiarmor/Infantry/Mortar/Reconnaissance Platoon/Squad)	ARTEP 7-5-MTP ARTEP 7-7J-MTP ARTEP 7-8-MTP ARTEP 7-90-MTP ARTEP 7-92-MTP ARTEP 7-91-MTP
07-3-1252	Conduct Overwatch and or Support by Fire (Antiarmor/Infantry Platoon/Squad)	ARTEP 7-5-MTP ARTEP 7-7J-MTP ARTEP 7-8-MTP ARTEP 7-91-MTP

SUPPORTING COLLECTIVE TASKS

Task Number	Task Title	References
07-3-1270	Conduct Tactical Movement (Mounted or Dismounted) (Antiarmor/Infantry/Mortar/Reconnaissance Platoon/Squad)	ARTEP 7-4-MTP ARTEP 7-5-MTP ARTEP 7-7J-MTP ARTEP 7-8-MTP ARTEP 7-90-MTP ARTEP 7-91-MTP ARTEP 7-92-MTP
07-3-1315	Employ Protective Obstacles (Antiarmor/Infantry/Mortar/Reconnaissance Platoon/Squad)	ARTEP 7-4-MTP ARTEP 7-5-MTP ARTEP 7-7J-MTP ARTEP 7-8-MTP ARTEP 7-90-MTP ARTEP 7-91-MTP ARTEP 7-92-MTP
07-3-1432	Take Action on Contact (Infantry/Mortar/Reconnaissance Platoon/Squad)	ARTEP 7-4-MTP ARTEP 7-5-MTP ARTEP 7-7J-MTP ARTEP 7-8-MTP ARTEP 7-90-MTP ARTEP 7-92-MTP
07-3-2018	Establish an Observation Post (Antiarmor/Infantry/Reconnaissance Platoon/Squad)	ARTEP 7-4-MTP ARTEP 7-5-MTP ARTEP 7-7J-MTP ARTEP 7-8-MTP ARTEP 7-91-MTP ARTEP 7-92-MTP
07-3-2054	Report Tactical Information (Infantry/Mortar/Reconnaissance Platoon/Squad)	ARTEP 7-4-MTP ARTEP 7-5-MTP ARTEP 7-7J-MTP ARTEP 7-8-MTP ARTEP 7-90-MTP ARTEP 7-92-MTP
07-3-3009	Employ Fire Support (Infantry/Reconnaissance Platoon/Squad)	ARTEP 7-4-MTP ARTEP 7-5-MTP ARTEP 7-7J-MTP ARTEP 7-8-MTP ARTEP 7-92-MTP
07-3-4009	Handle Enemy Prisoners of War (Infantry/Mortar/Reconnaissance Platoon/Squad)	ARTEP 7-4-MTP ARTEP 7-5-MTP ARTEP 7-7J-MTP ARTEP 7-8-MTP ARTEP 7-90-MTP ARTEP 7-92-MTP

SUPPORTING COLLECTIVE TASKS

Task Number	Task Title	References
07-3-4027	Process Captured Documents and Equipment (Infantry/Mortar/Reconnaissance Platoon/Squad)	ARTEP 7-4-MTP ARTEP 7-5-MTP ARTEP 7-7J-MTP ARTEP 7-8-MTP ARTEP 7-90-MTP ARTEP 7-92-MTP
07-3-4045	Treat and Evacuate Casualties (Infantry/Mortar/Reconnaissance Platoon/Squad)	ARTEP 7-4-MTP ARTEP 7-5-MTP ARTEP 7-7J-MTP ARTEP 7-8-MTP ARTEP 7-90-MTP ARTEP 7-92-MTP
07-3-5000	Conduct a Rehearsal (Infantry/Mortar/Reconnaissance Platoon/Squad)	ARTEP 7-4-MTP ARTEP 7-5-MTP ARTEP 7-7J-MTP ARTEP 7-8-MTP ARTEP 7-90-MTP ARTEP 7-92-MTP
07-3-5009	Conduct Consolidation and Reorganization (Infantry/Reconnaissance Platoon/Squad)	ARTEP 7-4-MTP ARTEP 7-5-MTP ARTEP 7-7J-MTP ARTEP 7-8-MTP ARTEP 7-92-MTP
07-3-5027	Conduct Risk Management (Infantry/Mortar/Reconnaissance Platoon/Squad)	ARTEP 7-4-MTP ARTEP 7-5-MTP ARTEP 7-7J-MTP ARTEP 7-8-MTP ARTEP 7-90-MTP ARTEP 7-92-MTP
07-3-5036	Conduct Troop-leading Procedures (Infantry/Mortar/Reconnaissance Platoon/Squad)	ARTEP 7-4-MTP ARTEP 7-5-MTP ARTEP 7-7J-MTP ARTEP 7-8-MTP ARTEP 7-90-MTP ARTEP 7-92-MTP
07-3-5081	Prepare for Combat (Infantry/Mortar/Reconnaissance Platoon/Squad)	ARTEP 7-4-MTP ARTEP 7-5-MTP ARTEP 7-7J-MTP ARTEP 7-8-MTP ARTEP 7-90-MTP ARTEP 7-92-MTP
07-3-6027	Maintain Operations Security (Infantry/Mortar/Reconnaissance Platoon/Squad)	ARTEP 7-4-MTP ARTEP 7-5-MTP

SUPPORTING COLLECTIVE TASKS

Task Number	Task Title	References
		ARTEP 7-7J-MTP ARTEP 7-8-MTP ARTEP 7-90-MTP ARTEP 7-92-MTP

OPFOR TASKS AND STANDARDS

TASK: Conduct an Attack (07-OPFOR-0012)

CONDITION: The OPFOR is conducting operations independently or as part of a larger force. The OPFOR has determined that the enemy element is occupying defensive positions, conducting convoy operations, occupying an assembly or rear area, or is otherwise susceptible to attack. All assigned enemy equipment and personnel are available. Indirect fire support is available.

STANDARD: The OPFOR conducts an attack IAW the OPORD and or commander's guidance. The OPFOR executes the attack by completely neutralizing, destroying, deceiving, or disrupting the enemy element at the designated time and location specified in the operation order and or commander's guidance.

Note: During training exercises, the enemy commander or leader should select the size of the OPFOR element based on threat doctrine.

TASK: Conduct Air Attack (07-OPFOR-0029)

CONDITION: The OPFOR is conducting offensive operations independently or as part of a larger force. The enemy positions, formations, or soldiers have been identified and are susceptible to air attack. All necessary personnel and equipment are available. The OPFOR fixed-wing combat aircraft and attack helicopters are available to provide aerial fire support to ground maneuver forces.

STANDARD: The OPFOR executes the air attack using fixed- and rotor-winged aircraft IAW the OPORD and or commander's guidance. The enemy positions, formations, and or soldiers are destroyed, delayed, or forced to retreat.

Note: During training exercises, the enemy commander or leader should select the size of the OPFOR element based on threat doctrine.

ELEMENT: RIFLE CO INF BN (BCT)

TASK: Conduct an Attack of a Built-up Area (Infantry Company) (07-2-1261)

(FM 90-10-1)	(FM 100-14)	(FM 100-5)
(FM 101-5-1)	(FM 101-5-2)	(FM 20-3)
(FM 21-60)	(FM 24-35)	(FM 24-35-1)
(FM 3-34.2)	(FM 7-10)	(FM 7-12 (3-21.11))
(FM 7-85)	(FM 90-10(HTF))	

ITERATION: 1 2 3 4 5 M (Circle)

COMMANDER/LEADER ASSESSMENT: T P U (Circle)

CONDITIONS: The company is conducting operations as part of a higher headquarters and has received an operation order (OPORD) or fragmentary order (FRAGO) to conduct an attack of a built-up area at the location and time specified. The purpose of the attack is specified in the order (to attack a block, attack an enemy outpost, seize a traffic circle, or seize key terrain). Engineers and additional maneuver assets are available. All necessary personnel and equipment are available. The company has communications with higher, adjacent, and subordinate elements. The company has been provided guidance on the rules of engagement (ROE) and rules of interaction (ROI). Coalition forces and noncombatants may be present in the operational environment. Some iterations of this task should be conducted during limited visibility conditions. Some iterations of this task should be performed in MOPP4.

TASK STANDARDS: The company attacks in the built-up area in accordance with (IAW) the tactical standing operating procedures (TSOP), the order, and or higher commander's guidance. The company provides security, assaults the objective, and secures a foothold on the objective. The company kills, captures, or forces the withdrawal of all enemy from the objective. The company complies with the ROE and ROI.

TASK STEPS AND PERFORMANCE MEASURES	GO	NO-GO
<p>Note: An attack in a built-up area can be either an attack of a block, attack of an enemy outpost, seizure of a traffic circle, or seizure of key terrain. The major planning steps will be essentially the same. However, task organization will vary.</p> <ul style="list-style-type: none"> * 1. Company leaders gain and or maintain situational understanding using information that is gathered from force XXI battle command brigade and below (FBCB2) (if applicable), frequency modulated (FM) communications, maps, intelligence summaries, situation reports (SITREPs), and or other available information sources. * 2. Company commander receives an OPORD or FRAGO and issues warning order (WARNO) to the company using FBCB2, FM, or other tactical means. * 3. Company commander conducts the following: <ul style="list-style-type: none"> a. Determines as a minimum. <ul style="list-style-type: none"> (1) Size and capability of enemy within the built-up area. (2) Known and potential tactics of threat forces operating outside and within the built-up area. (3) Nature and makeup of local civil population. b. Obtains, if available, from higher headquarters or other intelligence assets. <ul style="list-style-type: none"> (1) Aerial photographs. (2) Civilian maps and diagrams. (3) Locations of key terrain and or buildings; electrical, fuel storage, water, and communications facilities; and protected buildings and or areas. c. Identifies mobility restrictions for both mounted and dismounted operations. d. Clarifies priority intelligence requirements (PIR). 		

TASK STEPS AND PERFORMANCE MEASURES	GO	NO-GO
<ul style="list-style-type: none"> e. Confirms any changes to the higher headquarters and company task or purpose. f. Confirms any changes to the scheme of maneuver. <p>* 4. Company commander plans using troop-leading procedures.</p> <ul style="list-style-type: none"> a. Conducts analysis based on factors of mission, enemy, terrain and weather, troops and support available, time available, and civil considerations (METT-TC). <ul style="list-style-type: none"> (1) Considers the enemy's capabilities, likely courses of action (COAs), and specific weapons capabilities. b. Conducts a digital and or conventional map reconnaissance. <ul style="list-style-type: none"> (1) Identifies tentative objective rally point (ORP). (2) Identifies tentative security, support by fire, and assault positions. (3) Identifies likely enemy avenues of approach. (4) Identifies routes to and from the ORP and objective. (5) Marks (on digital and conventional maps as appropriate): <ul style="list-style-type: none"> (a) Tentative dismount points. (b) Subway systems, railways, and mass transit routes. (c) Underground water, sewer, and utility systems. (d) Electrical power stations and emergency services. (e) Fuel supply and storage facilities. (f) Mass communications facilities. (g) Stadiums, parks, and open fields that may be used as a landing zone. (h) Buildings protected by the law of land warfare. c. Develops control measures to ensure tempo, coordination, and synchronization of the attack. d. Plans for phasing of the attack. <ul style="list-style-type: none"> (1) Includes a scheme of maneuver that exploits enemy flanks, gaps, and vulnerabilities. (2) Addresses approach to the objectives. (3) Plans for isolating the enemy force or objective. (4) Plans for securing a foothold on or in the objective. (5) Plans for clearing the objective of all enemy, if required by the commander's intent. e. Plans all-round security measures and protection of flanks, rear areas, and lines of communications (LOCs). f. Plans breaching operations. g. Plans for positioning and movement of command posts (CPs). h. Determines civil-military considerations. i. Determines requirements for and requests additional forces and special equipment. j. Plans for reconnaissance and surveillance (R&S). k. Designates the main effort and supporting effort. l. Plans the integration of direct and indirect fires IAW higher headquarters' fire support plan. <ul style="list-style-type: none"> (1) Includes screening or obscuring smoke to isolate enemy forces from friendly forces as necessary. m. Plans and coordinates combat service support (CSS). n. Organizes the company as necessary to accomplish the mission and or compensate for combat losses. <ul style="list-style-type: none"> (1) Designates a support, assault, and breach element, as required. (2) Designates a reserve, if required. o. Plans for positioning reserve, if applicable. p. Addresses actions on chance contact with the enemy. 		

TASK STEPS AND PERFORMANCE MEASURES	GO	NO-GO
<p>q. Coordinates and synchronizes activities within each battlefield operating system (BOS).</p> <p>* 5. Company commander disseminates digital reports (if applicable), overlays, and other pertinent information to each element to keep them abreast of the situation.</p> <p>* 6. Company commander issues orders and instructions to include ROE and ROI.</p> <p style="padding-left: 20px;">a. Issues clear and concise taskings to platoons and or elements.</p> <p>7. Company conducts a rehearsal.</p> <p>* 8. Company commander issues a FRAGO, as necessary, to address changes to the plan identified during the rehearsal.</p> <p>9. Company enters way points into position navigation (POSNAV) equipment to aid navigation.</p> <p>10. Company moves tactically to ORP.</p> <p style="padding-left: 20px;">a. Secures ORP.</p> <p>11. Company commander or designated representative and reconnaissance element conducts the reconnaissance based on factors of METT-TC.</p> <p style="padding-left: 20px;">a. Pinpoints the objective.</p> <p style="padding-left: 20px;">b. Establishes security at the objective.</p> <p style="padding-left: 20px;">c. Selects security, support, and assault positions.</p> <p style="padding-left: 20px;">d. Determines the enemy's size, location, disposition, and most probable course of action on the objective.</p> <p style="padding-left: 20px;">e. Determines where the enemy is most vulnerable to attack and where the support element can best place fires on the objective.</p> <p style="padding-left: 20px;">f. Determines whether to conduct the assault mounted or dismounted, if applicable.</p> <p style="padding-left: 20px;">g. Verifies and updates intelligence information.</p> <p style="padding-left: 20px;">h. Leaves a surveillance team to observe the objective.</p> <p style="padding-left: 20px;">i. Returns to the ORP.</p> <p>*12. Company commander adjusts the plan based on updated intelligence and reconnaissance effort.</p> <p>*13. Company commander updates the enemy situation.</p> <p>*14. Company commander disseminates updated digital reports (if applicable), overlays, and other pertinent information.</p> <p>15. Company moves tactically to assault, support, and breach positions and or dismount points.</p> <p style="padding-left: 20px;">a. Enters way points into position navigation (POSNAV) equipment to aid navigation.</p> <p style="padding-left: 20px;">b. Uses covered and concealed routes.</p> <p>*16. Company commander or designated representative positions support elements and indirect fire assets to isolate the objective and overwatch the breach and assault elements during movement to the objective.</p> <p style="padding-left: 20px;">a. Employs the appropriate weapon system in support by fire (SBF) positions to destroy or suppress any known enemy positions IAW current doctrine.</p> <p style="padding-left: 20px;">b. Employs snipers, if available, to assist with overwatch and isolation of the objective.</p> <p style="padding-left: 20px;">c. Isolates the objective, using direct-fire and indirect-fire support.</p>		

TASK STEPS AND PERFORMANCE MEASURES	GO	NO-GO
<p>(1) Employs indirect fires and or smoke to suppress, obscure, or destroy enemy elements.</p> <p>d. Overwatches the movement of breach and assault elements.</p> <p>e. Employs elements to observe identified subterranean entry and or exit points. (Could use Infantry carrier vehicle [ICV], if company is ICV equipped.)</p> <p>f. Employs elements, if required, to breach walls and or obstacles. (Could use ICV, if company is ICV equipped.)</p> <p>17. Company commander synchronizes the efforts maneuver elements with supporting engineer efforts.</p> <p>*18. Company commander directs the assault to begin.</p> <p>a. Directs the support element to initiate fires to suppress the objective.</p> <p>b. Employs smoke to conceal the assaulting platoons.</p> <p>c. Positions himself and his key subordinates (XO and 1SG) where they can control the attack.</p> <p>d. Uses FRAGOs as necessary to redirect actions of subordinate elements.</p> <p>e. Positions the reserve well forward for quick response.</p> <p>19. If assaulting a building, breach element conducts tactical movement from the breach position and or dismount point to the objective. (May include engineers.)</p> <p>a. Initiates movement after enemy defensive positions are suppressed, obscured, or destroyed.</p> <p>b. Uses covered and concealed routes that do not mask friendly suppressive fires.</p> <p>c. Crosses open areas rapidly using concealment of smoke and suppression of enemy targets by the support element.</p> <p>d. Breaches and enters the building at the designated entry point.</p> <p>e. Secures and maintains a foothold for the assault element.</p> <p>f. Provides additional support for the assault element.</p> <p>20. Assault element conducts tactical movement from the assault position and or dismount point to the objective.</p> <p>a. Trails the breach element IAW factors of METT-TC if assaulting a building.</p> <p>b. Engages enemy forces with appropriate weapon systems to destroy or force withdrawal of sniper teams, antiarmor teams, and armor vehicles within sector.</p> <p>c. Provides additional security and or support (if needed) to the breach element.</p> <p>d. Maintains 360-degree security.</p> <p>e. Monitors and controls the flow of battle to prevent potential fratricide situations.</p> <p>f. Seizes a foothold on the objective.</p> <p>g. Signals the supporting fires to be lifted and shifted when they endanger the assault element.</p> <p>h. Kills, captures, destroys, or forces the withdrawal of the enemy as required by the commander's intent.</p> <p>i. Clears building room by room IAW TSOP, if objective is a building.</p> <p>j. Reports to the commander when the objective is secured.</p> <p>*21. Company commander commits the reserve, as the situation requires.</p> <p>a. Exploits success or an enemy weakness.</p> <p>b. Supports a forward element with fire and or maneuver.</p> <p>c. Assumes the mission of another element (building clearance).</p> <p>d. Maintains the momentum of the attack (seize a key building and or terrain).</p>		

TASK STEPS AND PERFORMANCE MEASURES	GO	NO-GO
e. Holds buildings and or terrain seized by another element. f. Defeats or blocks counterattacks. 22. Company continues the attack until it overcomes all organized resistance. a. Moves to exploit the attack based on the commander's intent (orient on the enemy, terrain, or friendly forces). *23. Company commander positions personnel to cover enemy routes of counterattack and infiltration into the objective. (May be assigned to reserves.) *24. Company commander keeps the higher headquarters CP informed of the company's status and tactical situation IAW the order, guidance, and or TSOP. a. Sends updated SITREPs as necessary during the operation. 25. Company consolidates and reorganizes as necessary. a. Reestablishes the chain of command IAW the unit TSOP. b. Redistributes ammunition and requests resupply, as required. 26. Company secures and evacuates enemy prisoners of war (EPW) and noncombatants as necessary. 27. Company treats and evacuates casualties. 28. Company processes any captured documents and or equipment. 29. Company continues operations as directed.		

TASK PERFORMANCE/EVALUATION SUMMARY BLOCK							
ITERATION	1	2	3	4	5	M	TOTAL
TOTAL TASK STEPS EVALUATED							
TOTAL TASK STEPS "GO"							
TRAINING STATUS "GO"/"NO-GO"							

"*" indicates a leader task step.

SUPPORTING INDIVIDUAL TASKS: NONE

SUPPORTING COLLECTIVE TASKS

Task Number	Task Title	References
07-2-1306-A	Conduct Operations during Limited Visibility (Antiarmor/Infantry Company)	ARTEP 7-10-MTP
07-2-1351	Conduct Tactical Movement in a Built-up Area (Infantry Company)	ARTEP 7-91-MTP ARTEP 7-10-MTP
07-2-1468	Take Action on Contact (Infantry Company)	ARTEP 7-12-MTP ARTEP 7-10-MTP
07-2-2054	Reconnoiter a Built-up Area (Infantry Company)	ARTEP 7-12-MTP ARTEP 7-10-MTP
07-2-3000	Conduct Overwatch and or Support by Fire (Infantry Company)	ARTEP 7-12-MTP ARTEP 7-10-MTP

SUPPORTING COLLECTIVE TASKS

Task Number	Task Title	References
07-2-3027	Integrate Direct Fires (Infantry Company)	ARTEP 7-12-MTP ARTEP 7-10-MTP
07-2-3036	Integrate Indirect Fire Support (Infantry Company)	ARTEP 7-12-MTP ARTEP 7-10-MTP
07-2-4027	Handle Enemy Prisoners of War (Infantry Company)	ARTEP 7-12-MTP ARTEP 7-10-MTP
07-2-4045	Process Captured Documents and Equipment (Infantry Company)	ARTEP 7-12-MTP ARTEP 7-10-MTP
07-2-4054	Secure Civilians During Operations (Antiarmor/Infantry Company)	ARTEP 7-12-MTP ARTEP 7-10-MTP
07-2-4063	Treat and Evacuate Casualties (Antiarmor/Infantry Company)	ARTEP 7-12-MTP ARTEP 7-91-MTP ARTEP 7-10-MTP
07-2-5009	Conduct a Rehearsal (Infantry Company)	ARTEP 7-12-MTP ARTEP 7-91-MTP ARTEP 7-10-MTP
07-2-5027	Conduct Consolidation and Reorganization (Infantry Company)	ARTEP 7-12-MTP ARTEP 7-10-MTP
07-2-5063	Conduct Risk Management (Infantry Company)	ARTEP 7-12-MTP ARTEP 7-10-MTP
07-2-5081	Conduct Troop-leading Procedures (Infantry Company)	ARTEP 7-12-MTP ARTEP 7-10-MTP
07-2-5126	Occupy an Assembly Area (Infantry Company)	ARTEP 7-12-MTP ARTEP 7-10-MTP
07-2-5135	Operate a Command Post (Antiarmor/Infantry Company)	ARTEP 7-12-MTP ARTEP 7-10-MTP
07-2-5153	Prepare for Combat (Infantry Company)	ARTEP 7-12-MTP ARTEP 7-91-MTP ARTEP 7-10-MTP
07-2-6063	Maintain Operations Security (Infantry Company)	ARTEP 7-12-MTP ARTEP 7-10-MTP
07-3-1000	Assault a Building (Infantry Platoon/Squad)	ARTEP 7-12-MTP ARTEP 7-5-MTP ARTEP 7-7J-MTP
07-3-1189	Conduct Actions at Danger Areas (Infantry/Reconnaissance Platoon)	ARTEP 7-8-MTP ARTEP 7-4-MTP ARTEP 7-5-MTP ARTEP 7-7J-MTP ARTEP 7-8-MTP ARTEP 7-92-MTP

SUPPORTING COLLECTIVE TASKS

Task Number	Task Title	References
07-3-1234	Conduct Operations during Limited Visibility (Antiarmor/Infantry/Mortar/Reconnaissance Platoon/Squad)	ARTEP 7-91-MTP
07-3-1252	Conduct Overwatch and or Support by Fire (Antiarmor/Infantry Platoon/Squad)	ARTEP 7-5-MTP ARTEP 7-7J-MTP ARTEP 7-8-MTP ARTEP 7-91-MTP ARTEP 7-4-MTP
07-3-1279	Conduct Tactical Movement in a Built-up Area (Antiarmor/Infantry/Reconnaissance Platoon/Squad)	ARTEP 7-5-MTP ARTEP 7-7J-MTP ARTEP 7-8-MTP ARTEP 7-91-MTP ARTEP 7-92-MTP ARTEP 7-4-MTP
07-3-1432	Take Action on Contact (Infantry/Mortar/ Reconnaissance Platoon/Squad)	ARTEP 7-5-MTP ARTEP 7-7J-MTP ARTEP 7-8-MTP ARTEP 7-90-MTP ARTEP 7-92-MTP ARTEP 7-4-MTP
07-3-2036	Reconnoiter a Built-up Area (Infantry/ Reconnaissance Platoon/Squad)	ARTEP 7-5-MTP ARTEP 7-7J-MTP ARTEP 7-8-MTP ARTEP 7-92-MTP ARTEP 7-4-MTP
07-3-3009	Employ Fire Support (Infantry/ Reconnaissance Platoon/Squad)	ARTEP 7-5-MTP ARTEP 7-7J-MTP ARTEP 7-8-MTP ARTEP 7-92-MTP ARTEP 7-4-MTP
07-3-4009	Handle Enemy Prisoners of War (Infantry/Mortar/Reconnaissance Platoon/Squad)	ARTEP 7-5-MTP ARTEP 7-7J-MTP ARTEP 7-8-MTP ARTEP 7-90-MTP ARTEP 7-92-MTP ARTEP 7-4-MTP
07-3-4027	Process Captured Documents and Equipment (Infantry/Mortar/Reconnaissance Platoon/Squad)	ARTEP 7-5-MTP ARTEP 7-7J-MTP ARTEP 7-8-MTP ARTEP 7-90-MTP ARTEP 7-92-MTP ARTEP 7-4-MTP
07-3-4036	Secure Civilians During Operations (Infantry/Reconnaissance Platoon/Squad)	ARTEP 7-5-MTP ARTEP 7-7J-MTP ARTEP 7-8-MTP ARTEP 7-90-MTP ARTEP 7-92-MTP ARTEP 7-4-MTP

SUPPORTING COLLECTIVE TASKS

Task Number	Task Title	References
07-3-4045	Treat and Evacuate Casualties (Infantry/Mortar/Reconnaissance Platoon/Squad)	ARTEP 7-5-MTP ARTEP 7-7J-MTP ARTEP 7-8-MTP ARTEP 7-92-MTP ARTEP 7-4-MTP
07-3-5000	Conduct a Rehearsal (Infantry/Mortar/Reconnaissance Platoon/Squad)	ARTEP 7-5-MTP ARTEP 7-7J-MTP ARTEP 7-8-MTP ARTEP 7-90-MTP ARTEP 7-92-MTP ARTEP 7-4-MTP
07-3-5009	Conduct Consolidation and Reorganization (Infantry/Reconnaissance Platoon/Squad)	ARTEP 7-5-MTP ARTEP 7-7J-MTP ARTEP 7-8-MTP ARTEP 7-90-MTP ARTEP 7-92-MTP ARTEP 7-4-MTP
07-3-5027	Conduct Risk Management (Infantry/Mortar/Reconnaissance Platoon/Squad)	ARTEP 7-5-MTP ARTEP 7-7J-MTP ARTEP 7-8-MTP ARTEP 7-92-MTP ARTEP 7-4-MTP
07-3-5036	Conduct Troop-leading Procedures (Infantry/Mortar/Reconnaissance Platoon/Squad)	ARTEP 7-5-MTP ARTEP 7-7J-MTP ARTEP 7-8-MTP ARTEP 7-90-MTP ARTEP 7-92-MTP ARTEP 7-4-MTP
07-3-5063	Occupy an Assembly Area (Infantry/Mortar/Reconnaissance Platoon/Squad)	ARTEP 7-5-MTP ARTEP 7-7J-MTP ARTEP 7-8-MTP ARTEP 7-90-MTP ARTEP 7-92-MTP ARTEP 7-4-MTP
07-3-5081	Prepare for Combat (Infantry/Mortar/Reconnaissance Platoon/Squad)	ARTEP 7-5-MTP ARTEP 7-7J-MTP ARTEP 7-8-MTP ARTEP 7-90-MTP ARTEP 7-92-MTP ARTEP 7-4-MTP
		ARTEP 7-5-MTP ARTEP 7-7J-MTP ARTEP 7-8-MTP ARTEP 7-90-MTP ARTEP 7-92-MTP

SUPPORTING COLLECTIVE TASKS

Task Number	Task Title	References
07-3-6027	Maintain Operations Security (Infantry/ Mortar/Reconnaissance Platoon/Squad)	ARTEP 7-4-MTP ARTEP 7-5-MTP ARTEP 7-7J-MTP ARTEP 7-8-MTP ARTEP 7-90-MTP ARTEP 7-92-MTP

OPFOR TASKS AND STANDARDS

TASK: Defend a Building (07-OPFOR-0022)

CONDITION: The OPFOR is conducting operations independently or as part of a larger force. The OPFOR has received an order to defend a building. All necessary personnel and equipment are available. Automatic weapons, antiarmor systems, and indirect fire support is available.

STANDARD: The OPFOR defends the building IAW the operation order and or commander's guidance. The OPFOR prevents the enemy from isolating and entering the building. The OPFOR blocks or canalizes the enemy to destroy them or force them to withdraw. The OPFOR retains control of the designated building or counterattacks to regain and maintain control.

Note: During training exercises, the enemy commander or leader should select the size of the OPFOR element based on threat doctrine.

ARTEP 7-12-MTP

ELEMENT: RIFLE CO INF BN (BCT)

TASK: Conduct an Infiltration or Exfiltration (Infantry Company) (07-2-1270)

(FM 7-10)	(FM 100-14)	(FM 100-5)
(FM 101-5-1)	(FM 101-5-2)	(FM 20-3)
(FM 21-60)	(FM 24-35)	(FM 24-35-1)
(FM 7-12 (3-21.11))	(FM 7-85)	

ITERATION: 1 2 3 4 5 M (Circle)

COMMANDER/LEADER ASSESSMENT: T P U (Circle)

CONDITIONS: The company is conducting operations as part of a higher headquarters and has received an operation order (OPORD) or fragmentary order (FRAGO) to conduct an infiltration and or exfiltration. The purpose of the infiltration/exfiltration (gather information, attack an enemy position from the rear, conduct a raid or ambush, capture prisoners, seize key terrain, or aid the main attack) is identified by higher headquarters. All necessary personnel and equipment are available. The company has been assigned a company lane or zone. The company has been provided guidance on the rules of engagement (ROE) and rules of interaction (ROI). Coalition forces and noncombatants may be present in the operational environment. Some iterations of this task should be conducted during limited visibility conditions. Some iterations of this task should be performed in MOPP4.

TASK STANDARDS: The company conducts the infiltration and or exfiltration in accordance with (IAW) the tactical standing operating procedures (TSOP), the order, and or higher commander's guidance. The company employs reconnaissance patrols to find routes, gaps, and weaknesses in enemy positions. The company moves through the enemy area without being detected. The company accomplishes the designated purpose of the mission. The company complies with the ROE and ROI.

TASK STEPS AND PERFORMANCE MEASURES	GO	NO-GO
<ul style="list-style-type: none"> * 1. Company leaders gain and or maintain situational understanding using information that is gathered from force XXI battle command brigade and below (FBCB2), frequency modulated (FM) communications, maps, intelligence summaries, situation reports (SITREPs), and other available information sources. * 2. Company commander receives an OPORD or FRAGO and issues warning order (WARNO) to the company using FBCB2, FM, or other tactical means. * 3. Company commander confirms friendly and enemy situations. <ul style="list-style-type: none"> a. Receives an updated digital report showing the location of forward and adjacent friendly elements, if applicable. b. Receives an updated enemy situational template for added fratricide prevention and increased force protection, if applicable. c. Clarifies priority intelligence requirement (PIR) requirements. d. Confirms any changes to the company team and company task or purpose. e. Confirms any changes to the scheme of maneuver. * 4. Company commander plans using troop-leading procedures. <ul style="list-style-type: none"> a. Conducts analysis based on factors of mission, enemy, terrain and weather, troops and support available, time available, and civil considerations (METT-TC). <ul style="list-style-type: none"> (1) Considers the enemy's capabilities, likely courses of action (COAs), and specific weapons capabilities. b. Conducts a digital and or conventional map reconnaissance. <ul style="list-style-type: none"> (1) Marks tentative dismount points on digital and conventional maps as appropriate. 		

TASK STEPS AND PERFORMANCE MEASURES	GO	NO-GO
<p>(2) Marks rally points that are easily identifiable. (3) Identifies likely enemy avenues of approach. (4) Identifies routes to and from the rally points. (5) Identifies infiltration and or exfiltration routes.</p> <p>c. Plans and coordinates indirect fire support and or close air support, if available. d. Identifies direct fire responsibilities. e. Plans the integration of direct and indirect fires IAW higher headquarters' fire support plan. f. Plans and coordinates combat service support (CSS). g. Coordinates and synchronizes activities within each battlefield operating system (BOS). h. Organizes the company to facilitate control of the infiltration and or exfiltration. (1) Decides whether to move the entire company together through the company's lane or to assign each platoon a separate infiltration or exfiltration lane. i. Coordinates for passage of lines with forward or rear unit, if necessary. j. Coordinates with flank units, if necessary. k. Establishes control measures. l. Addresses actions on chance contact with the enemy. m. Selects and or designates methods of communications. (1) Determines signals to minimize radio traffic.</p> <p>* 5. Company commander employs patrols to find routes, gaps, and weaknesses in enemy positions. a. Enters way points into position navigation (POSNAV) equipment to aid navigation. b. Selects routes that avoid areas occupied or covered by enemy elements. c. Ensures routes provide cover and concealment. d. Verifies and updates intelligence information. e. Returns to company position.</p> <p>* 6. Company commander assigns lanes and release points (RP) to subordinate elements.</p> <p>* 7. Company commander disseminates digital reports (if applicable), overlays, and other pertinent information to each platoon to keep them abreast of the situation.</p> <p>* 8. Company commander issues orders and instructions to include ROE and ROI. a. Issues clear and concise taskings to platoons and or elements.</p> <p>9. Company conducts a rehearsal. a. Tailors each dismounted soldier's load to the minimum required for the operation.</p> <p>*10. Company commander issues FRAGOs, as necessary, to address changes to the plan identified during the rehearsal.</p> <p>*11. Company commander coordinates and or synchronizes actions of subordinate elements.</p> <p>*12. Company commander uses FRAGOs as necessary to redirect actions of subordinate elements.</p> <p>13. Company INFILTRATES.</p>		

TASK STEPS AND PERFORMANCE MEASURES	GO	NO-GO
<p>a. Enters way points into position navigation (POSNAV) equipment to aid navigation.</p> <p>b. Conducts forward passage of lines.</p> <p>c. Maintains communications during movement.</p> <p>d. Separates into infiltrating elements at designated rally points.</p> <p>e. Takes advantage of gaps and weaknesses in enemy positions, as well as limited visibility, bad weather, and broken terrain affording cover and concealment.</p> <p>f. Avoids enemy contact whenever possible.</p> <p>Note: If contact is made, avoids becoming decisively engaged, breaks contact, and continues movement to the rally point.</p> <p>(1) Avoids enemy contact by halting and hiding.</p> <p>g. Maintains dispersion and strict noise, light, and camouflage discipline.</p> <p>h. Infiltrates by entire company or by separate platoons as specified during planning.</p> <p>i. Uses battlefield noise (including artillery) to mask movement.</p> <p>j. Engages the enemy as necessary, using support by fire and or indirect fires.</p> <p>14. Company elements conduct linkup at rally point, if necessary.</p> <p>a. Conducts long-range recognition signals and or communications.</p> <p>(1) Establishes communications before entering direct fire weapon range.</p> <p>(2) Authenticates correctly and or responds to challenges IAW the signal operating instructions (SOI), as necessary.</p> <p>(3) Confirms short-range recognition symbols.</p> <p>b. Completes linkup, taking these actions.</p> <p>(1) Conducts short-range recognition.</p> <p>(2) Completes movement to rally point.</p> <p>c. Establish local security at rally point.</p> <p>15. Company conducts actions on the rally point.</p> <p>a. Consolidates and reorganizes.</p> <p>b. Secures enemy prisoners of war (EPW) as required.</p> <p>c. Reports completion of linkup to the higher commander, using FBCB2, FM, or other tactical means.</p> <p>d. Treats and evacuates casualties.</p> <p>e. Secures and or processes captured documents and or equipment as required.</p> <p>16. Company continues operations as directed.</p> <p>17. Company sends updated situation reports (SITREP) to the higher commander as necessary.</p> <p>18. Company EXFILTRATES.</p> <p>Note: Planning and performance steps for exfiltration generally mirror those for infiltration. A rearward passage of lines would be conducted.</p> <p>a. Consolidates and reorganizes as necessary.</p> <p>b. Directs reconnaissance to find routes, gaps, and weaknesses in enemy positions.</p> <p>c. Secures enemy prisoners of war (EPW) as required.</p> <p>d. Conducts movement to designated area following rearward passage of lines.</p> <p>e. Reports completion of exfiltration to higher commander, using FBCB2, FM, or other tactical means.</p> <p>f. Treats and evacuates casualties.</p>		

TASK STEPS AND PERFORMANCE MEASURES	GO	NO-GO
g. Processes captured documents and or equipment as required.		
19. Company continues operations as directed.		

TASK PERFORMANCE/EVALUATION SUMMARY BLOCK							
ITERATION	1	2	3	4	5	M	TOTAL
TOTAL TASK STEPS EVALUATED							
TOTAL TASK STEPS "GO"							
TRAINING STATUS "GO"/"NO-GO"							

"*" indicates a leader task step.

SUPPORTING INDIVIDUAL TASKS: NONE

SUPPORTING COLLECTIVE TASKS

Task Number	Task Title	References
07-2-1108	Conduct a Passage of Lines as the Passing Unit (Infantry Company)	ARTEP 7-10-MTP
07-2-1342	Conduct Tactical Movement (Infantry Company)	ARTEP 7-12-MTP ARTEP 7-10-MTP
07-2-1468	Take Action on Contact (Infantry Company)	ARTEP 7-12-MTP ARTEP 7-10-MTP
07-2-2009	Conduct a Route Reconnaissance (Infantry Company)	ARTEP 7-12-MTP ARTEP 7-10-MTP
07-2-2072	Report Tactical Information (Infantry Company)	ARTEP 7-12-MTP ARTEP 7-10-MTP
07-2-3036	Integrate Indirect Fire Support (Infantry Company)	ARTEP 7-12-MTP ARTEP 7-10-MTP
07-2-5009	Conduct a Rehearsal (Infantry Company)	ARTEP 7-12-MTP ARTEP 7-10-MTP
07-2-5027	Conduct Consolidation and Reorganization (Infantry Company)	ARTEP 7-12-MTP ARTEP 7-10-MTP
07-2-5063	Conduct Risk Management (Infantry Company)	ARTEP 7-12-MTP ARTEP 7-10-MTP
07-2-5081	Conduct Troop-leading Procedures (Infantry Company)	ARTEP 7-12-MTP ARTEP 7-10-MTP
07-2-5153	Prepare for Combat (Infantry Company)	ARTEP 7-12-MTP ARTEP 7-10-MTP
07-2-6063	Maintain Operations Security (Infantry Company)	ARTEP 7-12-MTP ARTEP 7-10-MTP

SUPPORTING COLLECTIVE TASKS

Task Number	Task Title	References
07-3-1099	Conduct a Passage of Lines as the Passing Unit (Infantry/Mortar/Reconnaissance Platoon/Squad)	ARTEP 7-4-MTP ARTEP 7-5-MTP ARTEP 7-7J-MTP ARTEP 7-8-MTP ARTEP 7-90-MTP ARTEP 7-92-MTP
07-3-1189	Conduct Actions at Danger Areas (Infantry/Reconnaissance Platoon)	ARTEP 7-4-MTP ARTEP 7-5-MTP ARTEP 7-7J-MTP ARTEP 7-8-MTP ARTEP 7-92-MTP
07-3-1216	Conduct an Infiltration or Exfiltration (Infantry/Reconnaissance Platoon/Squad)	ARTEP 7-4-MTP ARTEP 7-5-MTP ARTEP 7-7J-MTP ARTEP 7-8-MTP ARTEP 7-92-MTP
07-3-1234	Conduct Operations during Limited Visibility (Antiarmor/Infantry/Mortar/Reconnaissance Platoon/Squad)	ARTEP 7-91-MTP
07-3-1270	Conduct Tactical Movement (Mounted or Dismounted) (Antiarmor/Infantry/Mortar/ Reconnaissance Platoon/Squad)	ARTEP 7-4-MTP ARTEP 7-5-MTP ARTEP 7-7J-MTP ARTEP 7-8-MTP ARTEP 7-90-MTP ARTEP 7-91-MTP ARTEP 7-92-MTP
07-3-1432	Take Action on Contact (Infantry/Mortar/ Reconnaissance Platoon/Squad)	ARTEP 7-4-MTP ARTEP 7-5-MTP ARTEP 7-7J-MTP ARTEP 7-8-MTP ARTEP 7-90-MTP ARTEP 7-92-MTP
07-3-2000	Conduct a Route Reconnaissance (Infantry/Reconnaissance Platoon/Squad)	ARTEP 7-4-MTP ARTEP 7-5-MTP ARTEP 7-7J-MTP ARTEP 7-8-MTP ARTEP 7-92-MTP
07-3-2054	Report Tactical Information (Infantry/ Mortar/Reconnaissance Platoon/Squad)	ARTEP 7-4-MTP ARTEP 7-5-MTP ARTEP 7-7J-MTP ARTEP 7-8-MTP ARTEP 7-90-MTP ARTEP 7-92-MTP

SUPPORTING COLLECTIVE TASKS

Task Number	Task Title	References
07-3-5000	Conduct a Rehearsal (Infantry/Mortar/Reconnaissance Platoon/Squad)	ARTEP 7-4-MTP ARTEP 7-5-MTP ARTEP 7-7J-MTP ARTEP 7-8-MTP ARTEP 7-90-MTP ARTEP 7-92-MTP
07-3-5009	Conduct Consolidation and Reorganization (Infantry/Reconnaissance Platoon/Squad)	ARTEP 7-4-MTP ARTEP 7-5-MTP ARTEP 7-7J-MTP ARTEP 7-8-MTP ARTEP 7-92-MTP
07-3-5027	Conduct Risk Management (Infantry/Mortar/Reconnaissance Platoon/Squad)	ARTEP 7-4-MTP ARTEP 7-5-MTP ARTEP 7-7J-MTP ARTEP 7-8-MTP ARTEP 7-90-MTP ARTEP 7-92-MTP
07-3-5036	Conduct Troop-leading Procedures (Infantry/Mortar/Reconnaissance Platoon/Squad)	ARTEP 7-4-MTP ARTEP 7-5-MTP ARTEP 7-7J-MTP ARTEP 7-8-MTP ARTEP 7-90-MTP ARTEP 7-92-MTP
07-3-5081	Prepare for Combat (Infantry/Mortar/Reconnaissance Platoon/Squad)	ARTEP 7-4-MTP ARTEP 7-5-MTP ARTEP 7-7J-MTP ARTEP 7-8-MTP ARTEP 7-90-MTP ARTEP 7-92-MTP
07-3-6027	Maintain Operations Security (Infantry/Mortar/Reconnaissance Platoon/Squad)	ARTEP 7-4-MTP ARTEP 7-5-MTP ARTEP 7-7J-MTP ARTEP 7-8-MTP ARTEP 7-90-MTP ARTEP 7-92-MTP

OPFOR TASKS AND STANDARDS

TASK: Conduct an Attack (07-OPFOR-0012)

CONDITION: The OPFOR is conducting operations independently or as part of a larger force. The OPFOR has determined that the enemy element is occupying defensive positions, conducting convoy operations, occupying an assembly or rear area, or is otherwise susceptible to attack. All assigned enemy equipment and personnel are available. Indirect fire support is available.

ARTEP 7-12-MTP

STANDARD: The OPFOR conducts an attack IAW the OPORD and or commander's guidance. The OPFOR executes the attack by completely neutralizing, destroying, deceiving, or disrupting the enemy element at the designated time and location specified in the operation order and or commander's guidance.

Note: During training exercises, the enemy commander or leader should select the size of the OPFOR element based on threat doctrine.

TASK: Execute Actions on Contact (07-OPFOR-0015)

CONDITION: The OPFOR is conducting offensive operations independently or as part of a larger force. The OPFOR makes contact with the enemy by receipt of direct fires, indirect fires, or direct observation. All assigned OPFOR equipment and personnel are available. The OPFOR has indirect fire, close air, and engineer support available.

STANDARD: The OPFOR executes actions on contact IAW the OPORD and or commander's guidance. The OPFOR conducts fire and maneuver to rapidly rout the enemy, seize the initiative, and create advantageous conditions for subsequent operations.

Note: During training exercises, the enemy commander or leader should select the size of the OPFOR element based on threat doctrine.

TASK: Conduct an Ambush (07-OPFOR-0025)

CONDITION: The OPFOR is conducting operations independently or as part of a larger force. The OPFOR is directed to conduct an ambush along a suspected enemy route or avenue of approach. All assigned OPFOR equipment and personnel are available. The OPFOR has indirect fire support available.

STANDARD: The OPFOR conducts the ambush IAW the OPORD and or commander's guidance. The OPFOR conducts aggressive maneuver from concealed positions and delivers accurate coordinated fires to kill or capture enemy personnel and destroy, disable, or capture the enemy's equipment and supplies. The OPFOR withdraws from the ambush site, reorganizes and consolidates, and continues with follow-on mission.

Note: During training exercises, the enemy commander or leader should select the size of the OPFOR element based on threat doctrine.

TASK STEPS AND PERFORMANCE MEASURES	GO	NO-GO
<p>e. Determines order of march.</p> <p>f. Determines primary and alternate routes of march.</p> <p>g. Determines graphic control measures for primary and alternate routes.</p> <p>h. Determines availability of strip maps.</p> <p>i. Determines location of company in relation to convoy (advanced guard, main body, or rear guard).</p> <p>j. Determines fire coordination measures.</p> <p>k. Determines actions at halts (scheduled and unscheduled).</p> <p>l. Determines actions on contact.</p> <p>m. Determines actions in case of vehicle breakdown.</p> <p>n. Determines actions for a break in column.</p> <p>o. Determines actions in built up areas.</p> <p>p. Determines riot control procedures.</p> <p>q. Determines refugee control measures and convoy actions.</p> <p>r. Determine actions at the delivery site.</p> <p>s. Determines guidelines and procedures for negotiating with local authorities, if required.</p> <p>t. Determines communications and signal information (digital, analog, or visual).</p> <p>u. Considers the enemy's capabilities, likely COAs, and specific weapons capabilities.</p> <p>v. Organizes the company as necessary to accomplish the mission and or compensate for combat losses.</p> <p style="padding-left: 20px;">(1) Designates advance guard, close-in protective group, and rear guard.</p> <p>w. Plans/coordinates combat service support (CSS).</p> <p>* 5. Company commander briefs subordinate leaders on escort plan.</p> <p>* 6. Company commander disseminates digital reports (if applicable), overlays, and other pertinent information to each platoon to keep them abreast of the situation.</p> <p>* 7. Company commander issues orders and instructions to include ROE and ROI.</p> <p style="padding-left: 20px;">a. Issues clear and concise taskings to platoons/elements.</p> <p>8. Company conducts a rehearsal.</p> <p style="padding-left: 20px;">a. Directs company to conduct precombat checks and inspections.</p> <p>* 9. Company commander issues a FRAGOs, as necessary, to address changes to the plan identified during the rehearsal.</p> <p>10. Company enters way points into position navigation (POSNAV) equipment to aid navigation.</p> <p>11. Company conducts linkup with the convoy, if required.</p> <p>Note: In some situations, linkup may occur before the company commander conducts and or completes troop-leading procedures.</p> <p style="padding-left: 20px;">a. Conducts tactical movement to linkup point.</p> <p style="padding-left: 20px;">b. Uses far and near recognition signals (visual or digital) as appropriate.</p> <p style="padding-left: 20px;">c. Occupies covered and concealed position at the linkup site.</p> <p style="padding-left: 20px;">d. Coordinates with the escorted element to determine any changes to or verify company tasks, convoy actions, and other details of the escort mission.</p> <p style="padding-left: 20px;">e. Directs inspection of escorted vehicles, if time is available.</p> <p>12. Company elements execute convoy escort.</p> <p style="padding-left: 20px;">a. Executes advanced guard.</p>		

TASK STEPS AND PERFORMANCE MEASURES	GO	NO-GO
<p>Note: The advanced guard may be task-organized with reconnaissance and mobility assets and linguists as necessary.</p> <ol style="list-style-type: none"> (1) Reconnoiters and clears the convoy route. (2) Uses most advantageous formation and movement technique if not assigned. (3) Uses covered and concealed routes if possible. (4) Searches for signs of enemy activity such as ambushes and obstacles. (5) Identifies obstacles. (6) Maintains proper weapons orientation to ensure 360-degree security. (7) Conducts actions on contact. <p>b. Executes close-in protection for main body.</p> <ol style="list-style-type: none"> (1) Remains oriented on the route. (2) Uses most advantageous and or assigned formation and movement technique. (3) Uses covered and concealed routes. (4) Covers all lateral and boundary routes. (5) Maintains proper weapons orientation to ensure 360-degree or flank security. (6) Conducts actions on contact. <p>c. Executes rear guard.</p> <p>Note: The rear guard serves as a reserve and will either move with the convoy or be located at a staging area close enough to provide immediate action against enemy forces.</p> <ol style="list-style-type: none"> (1) Reacts as directed against enemy forces. (2) Provides security in the area behind the main body of the vehicle column. <p>13. Company executes actions at halts, for any reason other than an obstacle.</p> <ol style="list-style-type: none"> a. Moves off the route and takes up protected positions forward to the rear and to the flanks (up to 100 meters beyond the convoy vehicles) and orient weapons system's outwards. b. Remains at readiness condition-1 (REDCON-1). c. Establishes dismounted local security. <ol style="list-style-type: none"> (1) Once the convoy is reestablished in column, local security elements (if used) returns to their escort vehicles, if applicable, and rejoins the column. <p>Note: When the order is given to move out, convoy vehicles reestablish movement formation, leaving space for escort vehicles.</p> <p>14. Company elements execute actions on contact.</p> <p>Note: Portions of the convoy escort force, such as an mobile gun system (MGS) platoon or section, may be designated as a reaction force. The reaction force is then directed to execute its "Be Prepared to Mission" by the convoy commander.</p> <ol style="list-style-type: none"> a. Execute actions at an ambush. <ol style="list-style-type: none"> (1) Lay down suppressive fires in the direction of the attack and attempts to quickly clear the kill zone. (2) Seek covered positions between the convoy and the enemy and suppresses the enemy with the highest possible volume of fire permitted by the ROE. (3) Push damaged/disabled vehicles off route or bypasses them. (4) Send contact reports to higher headquarters as quickly as possible using FBCB2, FM, or other tactical means. (5) Request support from the reaction force or other company elements using FBCB2, FM, or other tactical means as necessary. 		

TASK STEPS AND PERFORMANCE MEASURES	GO	NO-GO
<p>(6) Request indirect fires to suppress/destroy the enemy (lifting and shifting the fires when the platoon assaults) using FBCB2, FM, or other tactical means.</p> <p>(7) Request smoke between the enemy and the convoy to obscure the enemy's line of sight using FBCB2, FM, or other tactical means.</p> <p>(8) Execute one of the following courses of action (COAs), once the convoy is clear of the kill zone. (Action is based on the composition of the escort and reaction forces, the commander's intent, and the strength of the enemy force.)</p> <p style="padding-left: 40px;">(a) Continue to suppress the enemy as the rear guard and or reaction force moves to provide support.</p> <p style="padding-left: 40px;">(b) Break contact and moves out of the kill zone.</p> <p>Note: In most situations, escort vehicles, if applicable, will continue to suppress the enemy or execute an assault. Contact should be broken only with the approval of the higher commander.</p> <p style="padding-left: 40px;">(c) Assault the enemy.</p> <p>15. Company advance guard conducts actions at a point type obstacle.</p> <p style="padding-left: 20px;">a. Identifies the obstacle.</p> <p style="padding-left: 20px;">b. Directs the convoy to make a short halt.</p> <p style="padding-left: 20px;">c. Moves to the flanks of the convoy and establishes and maintains mounted and dismounted (360-degree) security.</p> <p style="padding-left: 20px;">d. Sends a contact report to the convoy commander using FBCB2, FM, or other tactical means.</p> <p style="padding-left: 40px;">(1) Recommends bypassing the obstacle.</p> <p style="padding-left: 40px;">(2) Recommends breaching the obstacle with assets on hand.</p> <p style="padding-left: 60px;">(a) Requests the breach force to come forward.</p> <p style="padding-left: 40px;">(3) Recommends requesting additional breaching assets.</p> <p style="padding-left: 20px;">e. Provides overwatch as the breach force comes forward, and reconnoiters for a bypass.</p> <p>16. Company reduces or bypasses the obstacle and maintains protection for the convoy.</p> <p>17. Company consolidates and reorganizes as necessary.</p> <p style="padding-left: 20px;">a. Reports SITREP to higher using FBCB2, FM, or other tactical means.</p> <p>18. Company secures enemy prisoners of war (EPW) as required.</p> <p>19. Company treats and evacuates casualties.</p> <p>20. Company processes captured documents and or equipment as required.</p> <p>21. Company continues operations as directed.</p>		

TASK PERFORMANCE/EVALUATION SUMMARY BLOCK							
ITERATION	1	2	3	4	5	M	TOTAL
TOTAL TASK STEPS EVALUATED							
TOTAL TASK STEPS "GO"							
TRAINING STATUS "GO"/"NO-GO"							

"*" indicates a leader task step.

SUPPORTING INDIVIDUAL TASKS: NONE

SUPPORTING COLLECTIVE TASKS

Task Number	Task Title	References
07-2-1306-A	Conduct Operations during Limited Visibility (Antiarmor/Infantry Company)	ARTEP 7-10-MTP
07-2-1450	Secure Routes (Infantry Company)	ARTEP 7-91-MTP ARTEP 7-10-MTP ARTEP 7-12-MTP
07-2-1459	Take Action on Contact (Antiarmor Company/Platoon)	ARTEP 7-91-MTP
07-2-1468	Take Action on Contact (Infantry Company)	ARTEP 7-10-MTP ARTEP 7-12-MTP
07-2-2009	Conduct a Route Reconnaissance (Infantry Company)	ARTEP 7-10-MTP
07-2-3009	Employ Fire Support (Antiarmor Company/Platoon)	ARTEP 7-12-MTP ARTEP 7-91-MTP
07-2-3027	Integrate Direct Fires (Infantry Company)	ARTEP 7-10-MTP ARTEP 7-12-MTP
07-2-3036	Integrate Indirect Fire Support (Infantry Company)	ARTEP 7-10-MTP
07-2-5000	Conduct a Rehearsal (Antiarmor Company/Platoon)	ARTEP 7-12-MTP ARTEP 7-91-MTP
07-2-5009	Conduct a Rehearsal (Infantry Company)	ARTEP 7-10-MTP ARTEP 7-12-MTP
07-2-5054	Conduct Risk Management (Antiarmor Company/Platoon)	ARTEP 7-91-MTP
07-2-5063	Conduct Risk Management (Infantry Company)	ARTEP 7-10-MTP
07-2-5072	Conduct Troop-leading Procedures (Antiarmor Company/Platoon)	ARTEP 7-12-MTP ARTEP 7-91-MTP
07-2-5081	Conduct Troop-leading Procedures (Infantry Company)	ARTEP 7-10-MTP
07-2-5144	Prepare for Combat (Antiarmor Company/Platoon)	ARTEP 7-12-MTP ARTEP 7-91-MTP
07-2-5153	Prepare for Combat (Infantry Company)	ARTEP 7-10-MTP ARTEP 7-12-MTP
07-2-6000	Conduct Active Air Defense Measures Against Hostile Aircraft (Infantry Company)	ARTEP 7-10-MTP
07-2-6054	Maintain Operations Security (Antiarmor Company/Platoon)	ARTEP 7-12-MTP ARTEP 7-91-MTP
07-2-6063	Maintain Operations Security (Infantry Company)	ARTEP 7-10-MTP
07-3-1225	Conduct Convoy Escort (Infantry Platoon/Squad)	ARTEP 7-12-MTP ARTEP 7-5-MTP
07-3-1234	Conduct Operations during Limited Visibility (Antiarmor/Infantry/Mortar/Reconnaissance Platoon/Squad)	ARTEP 7-7J-MTP ARTEP 7-91-MTP

ARTEP 7-12-MTP

SUPPORTING COLLECTIVE TASKS

Task Number	Task Title	References
07-3-1423	Secure a Route (Antiarmor/Infantry/ Reconnaissance Platoon/Squad)	ARTEP 7-4-MTP ARTEP 7-5-MTP ARTEP 7-7J-MTP ARTEP 7-8-MTP ARTEP 7-91-MTP ARTEP 7-92-MTP
07-3-1432	Take Action on Contact (Infantry/Mortar/ Reconnaissance Platoon/Squad)	ARTEP 7-4-MTP ARTEP 7-5-MTP ARTEP 7-7J-MTP ARTEP 7-8-MTP ARTEP 7-90-MTP ARTEP 7-92-MTP
07-3-2000	Conduct a Route Reconnaissance (Infantry/Reconnaissance Platoon/Squad)	ARTEP 7-4-MTP ARTEP 7-5-MTP ARTEP 7-7J-MTP ARTEP 7-8-MTP ARTEP 7-92-MTP
07-3-3009	Employ Fire Support (Infantry/ Reconnaissance Platoon/Squad)	ARTEP 7-4-MTP ARTEP 7-5-MTP ARTEP 7-7J-MTP ARTEP 7-8-MTP ARTEP 7-92-MTP
07-3-5000	Conduct a Rehearsal (Infantry/Mortar/ Reconnaissance Platoon/Squad)	ARTEP 7-4-MTP ARTEP 7-5-MTP ARTEP 7-7J-MTP ARTEP 7-8-MTP ARTEP 7-90-MTP ARTEP 7-92-MTP
07-3-5027	Conduct Risk Management (Infantry/ Mortar/Reconnaissance Platoon/Squad)	ARTEP 7-4-MTP ARTEP 7-5-MTP ARTEP 7-7J-MTP ARTEP 7-8-MTP ARTEP 7-90-MTP ARTEP 7-92-MTP
07-3-5036	Conduct Troop-leading Procedures (Infantry/Mortar/Reconnaissance Platoon/Squad)	ARTEP 7-4-MTP ARTEP 7-5-MTP ARTEP 7-7J-MTP ARTEP 7-8-MTP ARTEP 7-90-MTP ARTEP 7-92-MTP
07-3-5081	Prepare for Combat (Infantry/Mortar/ Reconnaissance Platoon/Squad)	ARTEP 7-4-MTP ARTEP 7-5-MTP ARTEP 7-7J-MTP ARTEP 7-8-MTP

SUPPORTING COLLECTIVE TASKS

Task Number	Task Title	References
07-3-6000	Conduct Active Air Defense Measures Against Hostile Aircraft (Antiarmor/ Infantry/Mortar/Reconnaissance Platoon/Squad)	ARTEP 7-90-MTP ARTEP 7-92-MTP ARTEP 7-4-MTP
07-3-6027	Maintain Operations Security (Infantry/ Mortar/Reconnaissance Platoon/Squad)	ARTEP 7-5-MTP ARTEP 7-7J-MTP ARTEP 7-8-MTP ARTEP 7-90-MTP ARTEP 7-91-MTP ARTEP 7-92-MTP ARTEP 7-4-MTP
		ARTEP 7-5-MTP ARTEP 7-7J-MTP ARTEP 7-8-MTP ARTEP 7-90-MTP ARTEP 7-92-MTP

OPFOR TASKS AND STANDARDS

TASK: Conduct Sniper Operations (07-OPFOR-0017)

CONDITION: The OPFOR is conducting operations independently or as part of a larger force and is ordered to conduct sniper operations against the enemy elements. The enemy elements are occupying an assembly area, conducting tactical movement, conducting a tactical road march, or are otherwise susceptible to a sniper attack. All assigned OPFOR equipment and personnel are available.

STANDARD: The OPFOR conducts sniper operations IAW the OPORD and or commander's guidance. The OPFOR snipers set up well-concealed locations and engage the enemy personnel with short bursts of semiautomatic fire. The OPFOR snipers delay or disrupt the enemy activities and or kill the enemy personnel. The OPFOR snipers prevent their position from being discovered. The OPFOR snipers report all specified intelligence requirements to higher HQ.

Note: During training exercises, the enemy commander or leader should select the size of the OPFOR element based on threat doctrine.

TASK: Conduct an Ambush (07-OPFOR-0025)

CONDITION: The OPFOR is conducting operations independently or as part of a larger force. The OPFOR is directed to conduct an ambush along a suspected enemy route or avenue of approach. All assigned OPFOR equipment and personnel are available. The OPFOR has indirect fire support available.

STANDARD: The OPFOR conducts the ambush IAW the OPORD and or commander's guidance. The OPFOR conducts aggressive maneuver from concealed positions and delivers accurate coordinated fires to kill or capture enemy personnel and destroy, disable, or capture the enemy's equipment and supplies. The OPFOR withdraws from the ambush site, reorganizes and consolidates, and continues with follow-on mission.

Note: During training exercises, the enemy commander or leader should select the size of the OPFOR element based on threat doctrine.

ARTEP 7-12-MTP

ELEMENT: RIFLE CO INF BN (BCT)

TASK: Conduct Hasty Displacement (Antiarmor/Infantry Company) (07-2-1297)
 (FM 7-10) (FM 21-60) (FM 24-35)
 (FM 24-35-1) (FM 7-85)

ITERATION: 1 2 3 4 5 M (Circle)
COMMANDER/LEADER ASSESSMENT: T P U (Circle)

CONDITIONS: The company is conducting operations as part of a higher headquarters and encounters a situation where it must conduct a hasty displacement. All necessary personnel and equipment are available. The company has communications with higher, adjacent, and subordinate elements. The company has been provided guidance on the rules of engagement (ROE) and rules of interaction (ROI). Coalition forces and noncombatants may be present in the operational environment. Some iterations of this task should be conducted during limited visibility conditions. Some iterations of this task should be performed in MOPP4.

TASK STANDARDS: The company conducts the hasty displacement in accordance with (IAW) the tactical standing operating procedures (TSOP), the order, and or higher commander's guidance. The company complies with the ROE and ROI.

TASK STEPS AND PERFORMANCE MEASURES	GO	NO-GO
<ul style="list-style-type: none"> * 1. Company leaders gain and or maintain situational understanding using information that is gathered from force XXI battle command brigade and below (FBCB2) (if applicable), frequency modulated (FM) communications, maps, intelligence summaries, situation reports (SITREPs), and or other available information sources. * 2. Company commander receives an OPORD or FRAGO and issues warning order (WARNO) to the company using FBCB2, FM, or other tactical means. * 3. Company commander organizes company for hasty displacement. <ul style="list-style-type: none"> a. Assembles soldiers at designated area. b. Briefs hasty displacement procedures to soldiers. c. Assigns elements tasks and responsibilities. d. Designates vehicles to transport casualties. e. Coordinates with S2 and or S3 for possible aero-medical evacuation. f. Coordinates for indirect fire and smoke support with S2 and or S3. g. Designates and briefs rear security party. h. Briefs location of new assembly area (AA) and designated route. 4. Company prepares for hasty displacement. <ul style="list-style-type: none"> a. Dismantles antennas and other essential equipment. <p>Note: This performance measure is executed emphasizing speed rather than standard procedures.</p> <ul style="list-style-type: none"> b. Loads equipment IAW commander's guidance and or TSOP. c. Positions vehicles for departure on notice. d. Maintains local security while awaiting orders to move. * 5. Company commander or designated representative direct platoons to destroy non-essential non-medical supplies, equipment, and documents that cannot be move with the company. <ul style="list-style-type: none"> a. Destroy documents IAW TSOP. b. Destroy supplies IAW appropriate TM and or TSOP. c. Render equipment inoperative IAW appropriate TM and or TSOP. 		

TASK STEPS AND PERFORMANCE MEASURES	GO	NO-GO
<p>6. Company conducts withdrawal.</p> <p>a. Conducts orderly departure from area without excessive noises.</p> <p>b. Moves elements to new assembly area by way of a prescribed route.</p> <p>c. Secures enemy prisoners of war (EPW) as required.</p> <p>d. Evacuates casualties.</p> <p>7. Rear security party provides security for company displacement.</p> <p>a. Occupies fighting positions.</p> <p>b. Engages threat, when sighted, with all available weapons, if necessary.</p> <p>c. Withdraws to alternate or supplementary positions or company AA (mission, enemy, terrain and weather, troops and support available, time available, and civil considerations [METT-TC] factors dependent).</p> <p>(1) Secures enemy prisoners of war (EPW) as required.</p> <p>(2) Treats and evacuates casualties.</p> <p>8. Company consolidates and reorganizes as necessary.</p> <p>9. Company secures enemy prisoners of war (EPW) as required.</p> <p>10. Company treats and evacuates casualties.</p> <p>11. Company processes captured documents and or equipment as required.</p> <p>12. Company continues operations as directed.</p>		

TASK PERFORMANCE/EVALUATION SUMMARY BLOCK							
ITERATION	1	2	3	4	5	M	TOTAL
TOTAL TASK STEPS EVALUATED							
TOTAL TASK STEPS "GO"							
TRAINING STATUS "GO"/"NO-GO"							

"*" indicates a leader task step.

SUPPORTING INDIVIDUAL TASKS: NONE

SUPPORTING COLLECTIVE TASKS

Task Number	Task Title	References
07-2-1207	Conduct a Withdrawal (Antiarmor Company/Platoon)	ARTEP 7-91-MTP
07-2-1216	Conduct a Withdrawal (Infantry Company)	ARTEP 7-10-MTP ARTEP 7-12-MTP
07-2-1342	Conduct Tactical Movement (Infantry Company)	ARTEP 7-10-MTP
07-2-1468	Take Action on Contact (Infantry Company)	ARTEP 7-12-MTP ARTEP 7-10-MTP ARTEP 7-12-MTP
07-2-2063	Report Tactical Information (Antiarmor Company/Platoon)	ARTEP 7-91-MTP
07-2-2072	Report Tactical Information (Infantry Company)	ARTEP 7-10-MTP ARTEP 7-12-MTP

SUPPORTING COLLECTIVE TASKS

Task Number	Task Title	References
07-2-3027	Integrate Direct Fires (Infantry Company)	ARTEP 7-10-MTP ARTEP 7-12-MTP
07-2-3036	Integrate Indirect Fire Support (Infantry Company)	ARTEP 7-10-MTP
07-2-4018	Handle Enemy Prisoners of War (Antiarmor Company/Platoon)	ARTEP 7-12-MTP ARTEP 7-91-MTP
07-2-4027	Handle Enemy Prisoners of War (Infantry Company)	ARTEP 7-10-MTP
07-2-4063	Treat and Evacuate Casualties (Antiarmor/Infantry Company)	ARTEP 7-12-MTP ARTEP 7-10-MTP
07-2-5018	Conduct Consolidation and Reorganization (Antiarmor Company/Platoon)	ARTEP 7-12-MTP ARTEP 7-91-MTP ARTEP 7-91-MTP
07-2-5027	Conduct Consolidation and Reorganization (Infantry Company)	ARTEP 7-10-MTP
07-2-5072	Conduct Troop-leading Procedures (Antiarmor Company/Platoon)	ARTEP 7-12-MTP ARTEP 7-91-MTP
07-2-5081	Conduct Troop-leading Procedures (Infantry Company)	ARTEP 7-10-MTP
07-2-6054	Maintain Operations Security (Antiarmor Company/Platoon)	ARTEP 7-12-MTP ARTEP 7-91-MTP
07-2-6063	Maintain Operations Security (Infantry Company)	ARTEP 7-10-MTP
07-3-1072	Conduct a Disengagement (Infantry/Reconnaissance Platoon/Squad)	ARTEP 7-12-MTP ARTEP 7-4-MTP
07-3-1270	Conduct Tactical Movement (Mounted or Dismounted) (Antiarmor/Infantry/Mortar/Reconnaissance Platoon/Squad)	ARTEP 7-5-MTP ARTEP 7-7J-MTP ARTEP 7-8-MTP ARTEP 7-92-MTP ARTEP 7-4-MTP
07-3-1342	Occupy a Firing Position (Antiarmor Platoon)	ARTEP 7-5-MTP ARTEP 7-7J-MTP ARTEP 7-8-MTP ARTEP 7-90-MTP ARTEP 7-91-MTP ARTEP 7-92-MTP ARTEP 7-91-MTP
07-3-1432	Take Action on Contact (Infantry/Mortar/Reconnaissance Platoon/Squad)	ARTEP 7-4-MTP
		ARTEP 7-5-MTP ARTEP 7-7J-MTP ARTEP 7-8-MTP ARTEP 7-90-MTP ARTEP 7-92-MTP

SUPPORTING COLLECTIVE TASKS

Task Number	Task Title	References
07-3-2054	Report Tactical Information (Infantry/ Mortar/Reconnaissance Platoon/Squad)	ARTEP 7-4-MTP ARTEP 7-5-MTP ARTEP 7-7J-MTP ARTEP 7-8-MTP ARTEP 7-90-MTP ARTEP 7-92-MTP
07-3-3009	Employ Fire Support (Infantry/ Reconnaissance Platoon/Squad)	ARTEP 7-4-MTP ARTEP 7-5-MTP ARTEP 7-7J-MTP ARTEP 7-8-MTP ARTEP 7-92-MTP
07-3-4009	Handle Enemy Prisoners of War (Infantry/ Mortar/Reconnaissance Platoon/Squad)	ARTEP 7-4-MTP ARTEP 7-5-MTP ARTEP 7-7J-MTP ARTEP 7-8-MTP ARTEP 7-90-MTP ARTEP 7-92-MTP
07-3-4045	Treat and Evacuate Casualties (Infantry/ Mortar/Reconnaissance Platoon/Squad)	ARTEP 7-4-MTP ARTEP 7-5-MTP ARTEP 7-7J-MTP ARTEP 7-8-MTP ARTEP 7-90-MTP ARTEP 7-92-MTP
07-3-5009	Conduct Consolidation and Reorganization (Infantry/Reconnaissance Platoon/Squad)	ARTEP 7-4-MTP ARTEP 7-5-MTP ARTEP 7-7J-MTP ARTEP 7-8-MTP ARTEP 7-92-MTP
07-3-5036	Conduct Troop-leading Procedures (Infantry/Mortar/Reconnaissance Platoon/Squad)	ARTEP 7-4-MTP ARTEP 7-5-MTP ARTEP 7-7J-MTP ARTEP 7-8-MTP ARTEP 7-90-MTP ARTEP 7-92-MTP
07-3-6027	Maintain Operations Security (Infantry/ Mortar/Reconnaissance Platoon/Squad)	ARTEP 7-4-MTP ARTEP 7-5-MTP ARTEP 7-7J-MTP ARTEP 7-8-MTP ARTEP 7-90-MTP ARTEP 7-92-MTP

OPFOR TASKS AND STANDARDS**TASK:** Conduct an Attack (07-OPFOR-0012)

ARTEP 7-12-MTP

CONDITION: The OPFOR is conducting operations independently or as part of a larger force. The OPFOR has determined that the enemy element is occupying defensive positions, conducting convoy operations, occupying an assembly or rear area, or is otherwise susceptible to attack. All assigned enemy equipment and personnel are available. Indirect fire support is available.

STANDARD: The OPFOR conducts an attack IAW the OPORD and or commander's guidance. The OPFOR executes the attack by completely neutralizing, destroying, deceiving, or disrupting the enemy element at the designated time and location specified in the operation order and or commander's guidance.

Note: During training exercises, the enemy commander or leader should select the size of the OPFOR element based on threat doctrine.

TASK: Maintain Operations Security (07-OPFOR-0023)

CONDITION: The OPFOR is conducting operations independently or as part of a larger force. The OPFOR prevents the enemy from obtaining information about its operations and or intent. All necessary personnel and equipment are available.

STANDARD: The OPFOR maintains operations security IAW the operation order and or commander's guidance. The OPFOR denies information to the enemy by maintaining physical security, signal security, and information security. The OPFOR identifies and eliminates indicators that can be exploited by hostile intelligence organizations.

Note: During training exercises, the enemy commander or leader should select the size of the OPFOR element based on threat doctrine.

TASK: Conduct a Counterattack (07-OPFOR-0028)

CONDITION: The OPFOR is conducting operations independently or as part of a larger force. The OPFOR has been ordered to counterattack following a disrupted or halted enemy penetration attempt or while the enemy is consolidating and reorganizing on the objective. All assigned OPFOR equipment and personnel are available. The OPFOR has indirect fire and engineer support available. The OPFOR has gained air superiority.

STANDARD: The OPFOR conducts the counterattack IAW the OPORD and or commander's guidance. The OPFOR uses short, intense artillery and air preparation, attacks the enemy flanks or rear, and or exploits gaps and ruptures in the enemy formations. The OPFOR prevents consolidation and reorganization and evacuation of wounded enemy personnel. The OPFOR gains/regains terrain and destroys or captures the remaining enemy personnel and equipment.

Note: During training exercises, the enemy commander or leaders should select the size of the OPFOR element based on threat doctrine.

ELEMENT: RIFLE CO INF BN (BCT)

TASK: Conduct Patrol Operations (Infantry Company) (07-2-1315)

(FM 7-10)	(FM 100-14)	(FM 100-55)
(FM 101-5)	(FM 101-5-1)	(FM 101-5-2)
(FM 20-3)	(FM 21-18)	(FM 21-60)
(FM 24-35)	(FM 24-35-1)	(FM 7-12 (3-21.11))
(FM 7-85)		

ITERATION: 1 2 3 4 5 (Circle)

COMMANDER/LEADER ASSESSMENT: T P U (Circle)

CONDITIONS: The company is conducting operations as part of a higher headquarters and has received an operation order (OPORD) or fragmentary order (FRAGO) to conduct a patrol. Higher headquarters specifies the purpose of the patrol. All necessary personnel and equipment are available. The company has communications with higher, adjacent, and subordinate elements. The company has been provided guidance on the rules of engagement (ROE) and rules of interaction (ROI). Coalition forces and noncombatants may be present in the operational environment. Some iterations of this task should be conducted during limited visibility conditions. This task should not be trained in MOPP4.

TASK STANDARDS: The company conducts patrol operations in accordance with (IAW) the tactical standing operating procedures (TSOP), the order, and or higher commander's guidance. The company commander determines the purpose of the patrol. The company accomplishes the stated purpose of the patrol. The company maintains all-round security. The company complies with the ROE and ROI.

TASK STEPS AND PERFORMANCE MEASURES	GO	NO-GO
<p>Note: Planning and execution of patrols in a stability and support environment are similar to procedures for other tactical patrols except that leaders must consider political implications as well as ROE.</p> <ul style="list-style-type: none"> * 1. Company leaders gain and or maintain situational understanding using information that is gathered from force XXI battle command brigade and below (FBCB2), frequency modulated (FM) communications, maps, intelligence summaries, situation reports (SITREPs), and other available information sources. * 2. Company commander receives an OPORD or FRAGO and issues warning order (WARNO) to the company using FBCB2, FM, or other tactical means. * 3. Company commander confirms friendly and enemy situations. <ul style="list-style-type: none"> a. Receives an updated digital report showing the location of forward and adjacent friendly elements, if applicable. b. Receives an updated enemy situational template for added fratricide prevention and increased force protection, if applicable. c. Clarifies priority intelligence requirement (PIR) requirements. d. Confirms any changes to the company team and platoon task or purpose. e. Confirms any changes to the scheme of maneuver. * 4. Company commander plans using troop-leading procedures. <ul style="list-style-type: none"> a. Conducts analysis based on factors of mission, enemy, terrain and weather, troops and support available, time available, and civil considerations (METT-TC). <ul style="list-style-type: none"> (1) Considers the enemy's capabilities, likely courses of action (COAs), and specific weapons capabilities. b. Conducts a digital and or conventional map reconnaissance. <ul style="list-style-type: none"> (1) Marks objective rally point (ORP), if used. 		

TASK STEPS AND PERFORMANCE MEASURES	GO	NO-GO
<ul style="list-style-type: none"> (2) Marks rally points. (3) Marks tentative security, support by fire, and assault positions, if applicable. (4) Marks routes to and from the ORP and objective. (5) Identifies likely enemy avenues of approach. (6) Marks tentative dismount points on digital and conventional maps as appropriate. c. Determines purpose of patrol. <ul style="list-style-type: none"> (1) Ambush. (2) Raid. (3) Security. (4) Gain information. (5) Confirm or disprove the accuracy of information previously gained. d. Plans for special equipment requirements. e. Coordinates with adjacent units, as required. f. Plans indirect fire support and or close air support, if available. g. Identifies direct fire responsibilities. h. Plans the integration of direct and indirect fires IAW higher headquarters' fire support plan. i. Plans security for the company: <ul style="list-style-type: none"> (1) At points along the route. (2) At danger areas. (3) At ORP. (4) Along enemy avenues of approach into the objective. j. Organizes the company as necessary to accomplish the mission and or compensate for combat losses. k. Briefs company leaders on the specifics of the patrol. l. Assigns additional tasks, as required. <ul style="list-style-type: none"> (1) Demolitions. (2) Search of enemy killed and or captured. (3) Guarding of enemy prisoners of war (EPWs). (4) Treatment and evacuation (litter teams) of friendly casualties. (5) Other, as required. m. Determines who will control any attachments of skilled personnel or special equipment. n. Coordinates passage of lines, if required. o. Coordinates and synchronizes activities within each battlefield operating system (BOS). p. Addresses actions on chance contact with the enemy. * 5. Company commander disseminates digital reports (if applicable), overlays, and other pertinent information to each platoon to keep them abreast of the situation. * 6. Company commander issues orders and instructions to include ROE and ROI. <ul style="list-style-type: none"> a. Issues clear and concise taskings to platoons and or elements. 7. Company conducts rehearsal. 8. Company departs for the ORP, if used. <ul style="list-style-type: none"> a. Enters way points into position navigation (POSNAV) equipment to aid navigation. b. Departs from vehicles and or friendly positions IAW the plan. c. Conducts passage of lines, if required. d. Conducts tactical movement to ORP based on factors of METT-TC. <ul style="list-style-type: none"> (1) Uses appropriate formations and techniques. 		

TASK STEPS AND PERFORMANCE MEASURES	GO	NO-GO
<p>(2) Conducts continuous surveillance and maintains 360-degree security during movement.</p> <p>(3) Maintains continuous communications (signal, radio, or digital).</p> <p>(4) Establish security at the ORP.</p> <p>e. Conducts leader's reconnaissance of the objective, if required.</p> <p>(1) Designates a release point half way between the ORP and the objective where platoons and fire teams separate to move to their assigned positions.</p> <p>(2) Confirms the location of the objective.</p> <p>(3) Determines if the objective is suitable for the ambush or raid, if purpose of patrol is an ambush or raid.</p> <p>(4) Selects/confirms the type of formation to be used, if purpose of patrol is an ambush.</p> <p>(5) Analyzes the terrain to determine where he can place mines or Claymores to cover dead space, if purpose of patrol is an ambush.</p> <p>(6) Confirms/validates the plan.</p> <p>(7) Does not cross the objective, if the objective will be the kill zone.</p> <p>(8) Selects assault, support, and security positions and routes from them back to the ORP, if purpose of patrol is an ambush.</p> <p>(9) Posts the surveillance team.</p> <p>(10) Identifies all required enemy activity based on PIR.</p> <p>(11) Sends timely, accurate reports as required using the size, activity, location, unit, time, and equipment (SALUTE) format.</p> <p>f. Reconnaissance element returns to the ORP.</p> <p>* 9. Company commander coordinates/synchronizes actions of subordinate elements.</p> <p>*10. Company commander uses FRAGOs as necessary to redirect actions of subordinate elements.</p> <p>11. Company accomplishes the purpose of the patrol.</p> <p>a. Conducts an ambush or raid.</p> <p>(1) Company moves tactically to assault, support, and security positions as required.</p> <p>(2) Destroys or captures enemy soldiers or equipment IAW the order and commander's intent.</p> <p>(3) Destroys installations, facilities, or key points IAW the order and commander's intent.</p> <p>(4) Harasses enemy forces IAW the order and commander's intent..</p> <p>b. Conducts reconnaissance.</p> <p>(1) Collects all critical information IAW order and or commander's guidance.</p> <p>(2) Confirms or disproves the accuracy of information previously gained.</p> <p>12. Company consolidates and reorganizes as necessary.</p> <p>13. Company secures enemy prisoners of war (EPW) as required.</p> <p>14. Company treats and evacuates casualties.</p> <p>*15. Company commander completes the patrol report.</p> <p>a. Conducts an after action review (AAR).</p> <p>(1) Debriefs patrol members.</p> <p>(2) Compiles reconnaissance information.</p> <p>b. Prepares patrol report.</p>		

ARTEP 7-12-MTP

TASK STEPS AND PERFORMANCE MEASURES	GO	NO-GO
c. Reviews patrol report with patrol members for accuracy and completeness. d. Submits completed patrol report to higher headquarters.		
16. Company processes captured documents and or equipment as required.		
17. Company continues operations as directed.		

TASK PERFORMANCE/EVALUATION SUMMARY BLOCK							
ITERATION	1	2	3	4	5		TOTAL
TOTAL TASK STEPS EVALUATED							
TOTAL TASK STEPS "GO"							
TRAINING STATUS "GO"/"NO-GO"							

"*" indicates a leader task step.

SUPPORTING INDIVIDUAL TASKS: NONE

SUPPORTING COLLECTIVE TASKS

Task Number	Task Title	References
07-2-1270	Conduct an Infiltration or Exfiltration (Infantry Company)	ARTEP 7-10-MTP
07-2-1306-A	Conduct Operations during Limited Visibility (Antiarmor/Infantry Company)	ARTEP 7-12-MTP ARTEP 7-10-MTP
07-2-1342	Conduct Tactical Movement (Infantry Company)	ARTEP 7-91-MTP ARTEP 7-10-MTP
07-2-1468	Take Action on Contact (Infantry Company)	ARTEP 7-12-MTP ARTEP 7-10-MTP
07-2-2009	Conduct a Route Reconnaissance (Infantry Company)	ARTEP 7-12-MTP ARTEP 7-10-MTP
07-2-2018	Conduct an Area or Zone Reconnaissance (Infantry Company)	ARTEP 7-12-MTP ARTEP 7-10-MTP
07-2-3027	Integrate Direct Fires (Infantry Company)	ARTEP 7-12-MTP ARTEP 7-10-MTP
07-2-3036	Integrate Indirect Fire Support (Infantry Company)	ARTEP 7-12-MTP ARTEP 7-10-MTP
07-2-4027	Handle Enemy Prisoners of War (Infantry Company)	ARTEP 7-12-MTP ARTEP 7-10-MTP
07-2-4045	Process Captured Documents and Equipment (Infantry Company)	ARTEP 7-12-MTP ARTEP 7-10-MTP
07-2-4063	Treat and Evacuate Casualties (Antiarmor/Infantry Company)	ARTEP 7-12-MTP ARTEP 7-10-MTP
		ARTEP 7-12-MTP ARTEP 7-91-MTP

SUPPORTING COLLECTIVE TASKS

Task Number	Task Title	References
07-2-5009	Conduct a Rehearsal (Infantry Company)	ARTEP 7-10-MTP ARTEP 7-12-MTP
07-2-5027	Conduct Consolidation and Reorganization (Infantry Company)	ARTEP 7-10-MTP ARTEP 7-12-MTP
07-2-5063	Conduct Risk Management (Infantry Company)	ARTEP 7-10-MTP ARTEP 7-12-MTP
07-2-5081	Conduct Troop-leading Procedures (Infantry Company)	ARTEP 7-10-MTP ARTEP 7-12-MTP
07-2-5153	Prepare for Combat (Infantry Company)	ARTEP 7-10-MTP ARTEP 7-12-MTP
07-2-6063	Maintain Operations Security (Infantry Company)	ARTEP 7-10-MTP ARTEP 7-12-MTP
07-3-1117	Conduct a Presence Patrol (Antiarmor/Infantry/Reconnaissance Platoon/Squad)	ARTEP 7-4-MTP ARTEP 7-12-MTP
07-3-1189	Conduct Actions at Danger Areas (Infantry/Reconnaissance Platoon)	ARTEP 7-4-MTP ARTEP 7-12-MTP ARTEP 7-5-MTP ARTEP 7-7J-MTP ARTEP 7-8-MTP ARTEP 7-91-MTP ARTEP 7-92-MTP
07-3-1216	Conduct an Infiltration or Exfiltration (Infantry/Reconnaissance Platoon/Squad)	ARTEP 7-4-MTP ARTEP 7-12-MTP ARTEP 7-5-MTP ARTEP 7-7J-MTP ARTEP 7-8-MTP ARTEP 7-92-MTP
07-3-1234	Conduct Operations during Limited Visibility (Antiarmor/Infantry/Mortar/Reconnaissance Platoon/Squad)	ARTEP 7-91-MTP ARTEP 7-12-MTP
07-3-1270	Conduct Tactical Movement (Mounted or Dismounted) (Antiarmor/Infantry/Mortar/Reconnaissance Platoon/Squad)	ARTEP 7-4-MTP ARTEP 7-12-MTP ARTEP 7-5-MTP ARTEP 7-7J-MTP ARTEP 7-8-MTP ARTEP 7-90-MTP ARTEP 7-91-MTP ARTEP 7-92-MTP
07-3-1432	Take Action on Contact (Infantry/Mortar/Reconnaissance Platoon/Squad)	ARTEP 7-4-MTP ARTEP 7-12-MTP ARTEP 7-5-MTP ARTEP 7-7J-MTP ARTEP 7-8-MTP ARTEP 7-90-MTP

SUPPORTING COLLECTIVE TASKS

Task Number	Task Title	References
07-3-2000	Conduct a Route Reconnaissance (Infantry/Reconnaissance Platoon/Squad)	ARTEP 7-92-MTP ARTEP 7-4-MTP ARTEP 7-5-MTP ARTEP 7-7J-MTP ARTEP 7-8-MTP ARTEP 7-92-MTP
07-3-2009	Conduct an Area or Zone Reconnaissance (Infantry/Reconnaissance Platoon/Squad)	ARTEP 7-4-MTP ARTEP 7-5-MTP ARTEP 7-7J-MTP ARTEP 7-8-MTP ARTEP 7-92-MTP
07-3-4009	Handle Enemy Prisoners of War (Infantry/Mortar/Reconnaissance Platoon/Squad)	ARTEP 7-4-MTP ARTEP 7-5-MTP ARTEP 7-7J-MTP ARTEP 7-8-MTP ARTEP 7-90-MTP ARTEP 7-92-MTP
07-3-4027	Process Captured Documents and Equipment (Infantry/Mortar/Reconnaissance Platoon/Squad)	ARTEP 7-4-MTP ARTEP 7-5-MTP ARTEP 7-7J-MTP ARTEP 7-8-MTP ARTEP 7-90-MTP ARTEP 7-92-MTP
07-3-4045	Treat and Evacuate Casualties (Infantry/Mortar/Reconnaissance Platoon/Squad)	ARTEP 7-4-MTP ARTEP 7-5-MTP ARTEP 7-7J-MTP ARTEP 7-8-MTP ARTEP 7-90-MTP ARTEP 7-92-MTP
07-3-5000	Conduct a Rehearsal (Infantry/Mortar/Reconnaissance Platoon/Squad)	ARTEP 7-4-MTP ARTEP 7-5-MTP ARTEP 7-7J-MTP ARTEP 7-8-MTP ARTEP 7-90-MTP ARTEP 7-92-MTP
07-3-5009	Conduct Consolidation and Reorganization (Infantry/Reconnaissance Platoon/Squad)	ARTEP 7-4-MTP ARTEP 7-5-MTP ARTEP 7-7J-MTP ARTEP 7-8-MTP ARTEP 7-92-MTP
07-3-5027	Conduct Risk Management (Infantry/Mortar/Reconnaissance Platoon/Squad)	ARTEP 7-4-MTP ARTEP 7-5-MTP ARTEP 7-7J-MTP ARTEP 7-8-MTP

SUPPORTING COLLECTIVE TASKS

Task Number	Task Title	References
07-3-5036	Conduct Troop-leading Procedures (Infantry/Mortar/Reconnaissance Platoon/Squad)	ARTEP 7-90-MTP ARTEP 7-92-MTP ARTEP 7-4-MTP
07-3-5081	Prepare for Combat (Infantry/Mortar/ Reconnaissance Platoon/Squad)	ARTEP 7-5-MTP ARTEP 7-7J-MTP ARTEP 7-8-MTP ARTEP 7-90-MTP ARTEP 7-92-MTP ARTEP 7-4-MTP
07-3-6027	Maintain Operations Security (Infantry/ Mortar/Reconnaissance Platoon/Squad)	ARTEP 7-5-MTP ARTEP 7-7J-MTP ARTEP 7-8-MTP ARTEP 7-90-MTP ARTEP 7-92-MTP ARTEP 7-4-MTP

OPFOR TASKS AND STANDARDS

TASK: Execute Actions on Contact (07-OPFOR-0015)

CONDITION: The OPFOR is conducting offensive operations independently or as part of a larger force. The OPFOR makes contact with the enemy by receipt of direct fires, indirect fires, or direct observation. All assigned OPFOR equipment and personnel are available. The OPFOR has indirect fire, close air, and engineer support available.

STANDARD: The OPFOR executes actions on contact IAW the OPORD and or commander's guidance. The OPFOR conducts fire and maneuver to rapidly rout the enemy, seize the initiative, and create advantageous conditions for subsequent operations.

Note: During training exercises, the enemy commander or leader should select the size of the OPFOR element based on threat doctrine.

TASK: Conduct Sniper Operations (07-OPFOR-0017)

CONDITION: The OPFOR is conducting operations independently or as part of a larger force and is ordered to conduct sniper operations against the enemy elements. The enemy elements are occupying an assembly area, conducting tactical movement, conducting a tactical road march, or are otherwise susceptible to a sniper attack. All assigned OPFOR equipment and personnel are available.

ARTEP 7-12-MTP

STANDARD: The OPFOR conducts sniper operations IAW the OPORD and or commander's guidance. The OPFOR snipers set up well-concealed locations and engage the enemy personnel with short bursts of semiautomatic fire. The OPFOR snipers delay or disrupt the enemy activities and or kill the enemy personnel. The OPFOR snipers prevent their position from being discovered. The OPFOR snipers report all specified intelligence requirements to higher HQ.

Note: During training exercises, the enemy commander or leader should select the size of the OPFOR element based on threat doctrine.

TASK: Conduct an Ambush (07-OPFOR-0025)

CONDITION: The OPFOR is conducting operations independently or as part of a larger force. The OPFOR is directed to conduct an ambush along a suspected enemy route or avenue of approach. All assigned OPFOR equipment and personnel are available. The OPFOR has indirect fire support available.

STANDARD: The OPFOR conducts the ambush IAW the OPORD and or commander's guidance. The OPFOR conducts aggressive maneuver from concealed positions and delivers accurate coordinated fires to kill or capture enemy personnel and destroy, disable, or capture the enemy's equipment and supplies. The OPFOR withdraws from the ambush site, reorganizes and consolidates, and continues with follow-on mission.

Note: During training exercises, the enemy commander or leader should select the size of the OPFOR element based on threat doctrine.

ELEMENT: RIFLE CO INF BN (BCT)

TASK: Conduct Area Security Operations (07-2-1324)

(FM 7-10)	(FM 19-15)	(FM 19-40)
(FM 21-18)	(FM 21-60)	(FM 24-35)
(FM 24-35-1)	(FM 7-12 (3-21.11))	(FM 7-85)
(FM 7-91)		

ITERATION: 1 2 3 4 5 (Circle)

COMMANDER/LEADER ASSESSMENT: T P U (Circle)

CONDITIONS: The company is conducting operations as part of a higher headquarters and has received an operation order (OPORD) or fragmentary order (FRAGO) to conduct one or more security operations at the location and time specified. All necessary personnel and equipment are available. Local populace and factions may or may not be cooperative. The company has communications with higher, adjacent, and subordinate elements. The company has been provided guidance on the rules of engagement (ROE) and rules of interaction (ROI). Coalition forces and noncombatants may be present in the operational environment. Some iterations of this task should be conducted during limited visibility conditions. This task should not be trained in MOPP4.

TASK STANDARDS: The company conducts security operations in accordance with (IAW) the tactical standing operating procedures (TSOP), the order, and or higher commander's guidance. The company establishes a force presence throughout the area of operations (AO). The company commander designates a reserve force. The company establishes an information-gathering network, secures routes, operates checkpoints, enforces curfews, conducts inspections and searches, and stabilizes the area as required. The company complies with the ROE and ROI.

TASK STEPS AND PERFORMANCE MEASURES	GO	NO-GO
<p>Note: Security operations, in a stability environment, assure the local population of the commitment of US forces to enforce the peace mandate or other agreements. Security operations require US Forces to be seen and to interact with the local population to obtain and provide information. Stabilization requires that civilians have confidence that they are safe. This means that governmental functions (for example, schooling of children and resolution of disputes) must be accomplished in accordance with (IAW) governing agreements, that civilians are able to go about their daily business without being attacked, and that civilians have sufficient water, food, shelter, and medical attention.</p> <ul style="list-style-type: none"> * 1. Company leaders gain and or maintain situational understanding using information that is gathered from force XXI battle command brigade and below (FBCB2), frequency modulated (FM) communications, maps, intelligence summaries, situation reports (SITREPs), and other available information sources. * 2. Company commander receives an OPORD or FRAGO and issues a warning order (WARNO) to the company using FBCB2, FM, or other tactical means. <ul style="list-style-type: none"> a. Clarifies priority intelligence requirement (PIR) requirements. b. Confirms any changes to the higher headquarters and company task or purpose. c. Reviews higher headquarter's S2 intelligence preparation of the battlefield (IPB) data. <ul style="list-style-type: none"> (1) Determines the nature, makeup and urban concentrations of local civil and or military population. (2) Determines the natural defensive characteristics of the terrain. 		

TASK STEPS AND PERFORMANCE MEASURES	GO	NO-GO
<ul style="list-style-type: none"> (3) Determines conditions of existing roads, railways, pipelines, waterways, and other movement corridors for use as military lines of communications (LOCs) and local civil and or military. (4) Determines proximity of enemy to potential civil and or military facilities and installations. (5) Identifies locations of population centers. (6) Identifies contentious issues between factions and ethnic groups. (7) Identifies extent of authority and effectiveness of local governments throughout the area of operations (AO). (8) Identifies factions that are active in the AO, to include strengths/weaknesses of each. (9) Identifies patterns of violence and or civil disobedience in the AO. (10) Identifies locations of previous violent acts or activities. (11) Identifies cultural differences of inhabitants. (12) Identifies residential and work area of each ethnic group. (13) Identifies key leaders and centers of influence (for example, local government, factional, religious, business). (14) Identifies known or suspected locations of crimes against humanity. (15) Identifies the known locations of mines and unexploded ordnance. (16) Identifies the mission and activities of non-governmental organizations operating in the AO and, guidance concerning those activities reflected in the peace mandate or similar agreement. d. Identifies special equipment requirements. * 3. Company commander plans for the mission using troop-leading procedures. <ul style="list-style-type: none"> a. Conducts a digital and or conventional map reconnaissance of the AO. <ul style="list-style-type: none"> (1) Identifies and marks boundaries for AO. (2) Identifies locations for possible observation posts and checkpoints. b. Determines liaison requirements. c. Coordinates for liaison officers, local guides, interpreters as required. d. Determines reporting requirements to higher headquarters. e. Develops casualty evacuation (CASEVAC) procedures. f. Identifies security measures. g. Identifies areas where US forces should not go (for example, religious shrines, areas where the peace mandate or other agreement restrict US access). h. Identifies force protection requirements. i. Determines resupply requirements. j. Plans for employment of augmentations to unit such as civil military detachments, military police teams, and sniper teams, as required. k. Develops task organization required to accomplish the mission. l. Addresses actions on chance contact with belligerents. * 4. Company commander establishes a reserve force. <ul style="list-style-type: none"> a. Designates the reserve force element. b. Selects primary and alternate positions for the reserve force. c. Selects routes to projected places of employment. d. Designates control measures. e. Defines linkup procedures. f. Identifies conditions for employment. * 5. Company commander provides intelligence requirements to security patrols. * 6. Company commander disseminates digital reports (if applicable), overlays, and other pertinent information to each squad to keep them abreast of the situation. 		

TASK STEPS AND PERFORMANCE MEASURES	GO	NO-GO
<p>* 7. Company commander issues orders and instructions to include ROE and ROI.</p> <p> a. Issues clear and concise taskings to platoons/elements.</p> <p>8. Company conducts a rehearsal (includes rehearsal of reserve force).</p> <p>* 9. Company commander issues a FRAGOs, as necessary, to address changes to the plan identified during the rehearsal.</p> <p>10. Company enters way points into position navigation (POSNAV) equipment to aid navigation.</p> <p>11. Company establishes and occupies a base camp as required.</p> <p>12. Company conducts security operations.</p> <p> a. Establishes information gathering network across AO.</p> <p> (1) Identifies key leaders (government, community, religious, factional, and so forth).</p> <p> (2) Establishes habitual relationships with key leaders.</p> <p> (3) Establishes schedule of regular meetings with each key leader.</p> <p> (a) Shares information with key leaders.</p> <p> (b) Gathers information from key leaders.</p> <p> (c) Informs key leaders of prohibitions and restrictions within the AO.</p> <p> (4) Identifies threats to mission accomplishment.</p> <p> b. Conducts patrols.</p> <p> (1) Establishes patrol routes and schedules as required.</p> <p> (2) Assigns mission to platoons and supervises their activities.</p> <p> (3) Maintains communications with higher headquarters and subordinate units.</p> <p> (4) Maintains capability to reinforce or support patrols with fires IAW order, guidance, and or TSOP.</p> <p>Note: The habitual use of platoons or squads to patrol selected areas should develop familiarity on the part of the unit with the community and the area as well as, build trust and confidence with the citizens. If cordon and search operations or vehicle inspections are required, units familiar with the area and the populace should conduct the mission.</p> <p> (5) Debriefs patrols as required.</p> <p> c. Establishes checkpoint operations.</p> <p> d. Secures routes.</p> <p> e. Conducts observation posts (OP) operations.</p> <p> (1) Identifies activities or locations to be observed.</p> <p> (2) Conducts reconnaissance to select OP sites across unit AO.</p> <p> (3) Assigns OP missions.</p> <p> (4) Repositions OPs as required.</p> <p> (5) Maintains capability to reinforce or support OPs by fires IAW order, guidance, and or TSOP.</p> <p> f. Conducts weapon site inspections.</p> <p> (1) Conducts reconnaissance of weapons sites.</p> <p> (2) Searches weapons site.</p> <p> (a) Conducts inspection IAW ROE, higher headquarters orders or TSOP.</p> <p> (b) Establishes local security to secure weapons storage site.</p> <p> (c) Coordinates inspection with weapons storage site commander.</p> <p> (d) Identifies weapons discrepancies IAW ROE, higher headquarters orders or TSOP.</p> <p> (e) Reports results to higher headquarters IAW TSOP.</p>		

TASK STEPS AND PERFORMANCE MEASURES	GO	NO-GO
<p>g. Provides escorts for military or civilian movements as required.</p> <p>h. Conducts civil disturbances operations.</p> <p>i. Searches buildings.</p> <p>(1) Identifies object of search (for example, weapons, contraband and so forth).</p> <p>(2) Ensures coordination has been conducted for required augmentation such as explosive ordinance disposal (EOD) or military working dogs (MWD).</p> <p>(3) Reports inspection results IAW ROE, higher headquarters orders, or TSOP.</p> <p>j. Secures selected sites (for example, voting sites, refugee camps, schools, churches) IAW ROE, ROI, and higher headquarters orders.</p> <p>(1) Conducts reconnaissance to identify sites.</p> <p>(2) Assigns subordinate element missions.</p> <p>k. Enforces curfews.</p> <p>(1) Publicizes the curfew periods.</p> <p>(2) Monitors curfew compliance.</p> <p>l. Stabilizes areas with escalating tension.</p> <p>(1) Identifies potential "hot spots" of increased tension.</p> <p>(2) Determines which factions may be involved and their probable objectives.</p> <p>(3) Coordinates with factions to resolve real or perceived problems.</p> <p>(4) Dispatches coordination or liaison teams as required.</p> <p>(5) Reports developments of any de-stabilizing incidents and other changes to situation to higher headquarters as required.</p> <p>m. Demonstrates resolve, confidence, commitment, and sensitivity for local customs and people living in the AO by attending local events.</p> <p>n. Coordinates for disposition of detained personnel, documents, equipment and weapons.</p> <p>o. Commits the reserve force as required.</p> <p>p. Establishes an upgraded alert status for elements in affected and adjacent areas, as needed.</p> <p>q. Submits reports IAW higher headquarters order and TSOP.</p> <p>13. Company consolidates and reorganizes as necessary.</p> <p>14. Company treats and evacuates casualties, if required.</p> <p>15. Company secures civilians, if required.</p> <p>16. Company processes captured documents and or equipment, if required.</p> <p>17. Company continues operations as directed.</p>		

TASK PERFORMANCE/EVALUATION SUMMARY BLOCK							
ITERATION	1	2	3	4	5		TOTAL
TOTAL TASK STEPS EVALUATED							
TOTAL TASK STEPS "GO"							
TRAINING STATUS "GO"/"NO-GO"							

"*" indicates a leader task step.

SUPPORTING INDIVIDUAL TASKS: NONE

SUPPORTING COLLECTIVE TASKS

Task Number	Task Title	References
07-2-1027	Conduct a Cordon and Search in a Built-up Area (Infantry Company)	ARTEP 7-10-MTP ARTEP 7-12-MTP
07-2-1225	Conduct Actions at Danger Areas (Antiarmor Company/Platoon)	ARTEP 7-91-MTP
07-2-1279	Conduct Convoy Escort (Antiarmor/Infantry Company)	ARTEP 7-10-MTP ARTEP 7-12-MTP ARTEP 7-91-MTP
07-2-1315	Conduct Patrol Operations (Infantry Company)	ARTEP 7-10-MTP
07-2-1360	Control Civil Disturbance Operations (Antiarmor/Infantry Company)	ARTEP 7-12-MTP ARTEP 7-10-MTP
07-2-1405	Establish a Base Camp (Infantry Company)	ARTEP 7-12-MTP ARTEP 7-91-MTP ARTEP 7-10-MTP
07-2-1414	Establish Checkpoints and or Roadblocks (Antiarmor/Infantry Company)	ARTEP 7-12-MTP ARTEP 7-10-MTP
07-2-1432	React to Snipers (Infantry Company)	ARTEP 7-12-MTP ARTEP 7-91-MTP ARTEP 7-10-MTP
07-2-1441	React to Snipers (Antiarmor Company/Platoon)	ARTEP 7-12-MTP ARTEP 7-91-MTP
07-2-1450	Secure Routes (Infantry Company)	ARTEP 7-10-MTP ARTEP 7-12-MTP
07-2-1459	Take Action on Contact (Antiarmor Company/Platoon)	ARTEP 7-91-MTP
07-2-1468	Take Action on Contact (Infantry Company)	ARTEP 7-10-MTP ARTEP 7-12-MTP
07-2-2000	Conduct a Reconnaissance (Antiarmor Company/Platoon)	ARTEP 7-91-MTP
07-2-2009	Conduct a Route Reconnaissance (Infantry Company)	ARTEP 7-10-MTP
07-2-2018	Conduct an Area or Zone Reconnaissance (Infantry Company)	ARTEP 7-12-MTP ARTEP 7-10-MTP
07-2-2027	Establish Observation Posts (Infantry Company)	ARTEP 7-12-MTP ARTEP 7-10-MTP
07-2-2054	Reconnoiter a Built-up Area (Infantry Company)	ARTEP 7-12-MTP ARTEP 7-10-MTP
07-2-4000	Conduct Resupply Operations (Antiarmor/Infantry Company)	ARTEP 7-12-MTP ARTEP 7-10-MTP ARTEP 7-12-MTP ARTEP 7-91-MTP

SUPPORTING COLLECTIVE TASKS

Task Number	Task Title	References
07-2-4036	Process Captured Documents and Equipment (Antiarmor Company/Platoon)	ARTEP 7-91-MTP
07-2-4045	Process Captured Documents and Equipment (Infantry Company)	ARTEP 7-10-MTP
07-2-4054	Secure Civilians During Operations (Antiarmor/Infantry Company)	ARTEP 7-12-MTP ARTEP 7-10-MTP
07-2-5000	Conduct a Rehearsal (Antiarmor Company/Platoon)	ARTEP 7-12-MTP ARTEP 7-91-MTP ARTEP 7-91-MTP
07-2-5009	Conduct a Rehearsal (Infantry Company)	ARTEP 7-10-MTP ARTEP 7-12-MTP
07-2-5036	Conduct Coordination (Infantry Company)	ARTEP 7-10-MTP ARTEP 7-12-MTP
07-2-5045	Conduct Negotiations (Infantry Company)	ARTEP 7-10-MTP ARTEP 7-12-MTP
07-2-5054	Conduct Risk Management (Antiarmor Company/Platoon)	ARTEP 7-91-MTP
07-2-5063	Conduct Risk Management (Infantry Company)	ARTEP 7-10-MTP
07-2-5072	Conduct Troop-leading Procedures (Antiarmor Company/Platoon)	ARTEP 7-12-MTP ARTEP 7-91-MTP
07-2-5081	Conduct Troop-leading Procedures (Infantry Company)	ARTEP 7-10-MTP
07-2-6054	Maintain Operations Security (Antiarmor Company/Platoon)	ARTEP 7-12-MTP ARTEP 7-91-MTP
07-2-6063	Maintain Operations Security (Infantry Company)	ARTEP 7-10-MTP
07-3-1117	Conduct a Presence Patrol (Antiarmor/Infantry/Reconnaissance Platoon/Squad)	ARTEP 7-12-MTP ARTEP 7-4-MTP
07-3-1324	Establish a Checkpoint (Infantry/Reconnaissance Platoon/Squad)	ARTEP 7-5-MTP ARTEP 7-7J-MTP ARTEP 7-8-MTP ARTEP 7-91-MTP ARTEP 7-92-MTP ARTEP 7-4-MTP
07-3-1396	React to a Civil Disturbance (Antiarmor/Infantry/Reconnaissance Platoon/Squad)	ARTEP 7-5-MTP ARTEP 7-7J-MTP ARTEP 7-8-MTP ARTEP 7-92-MTP ARTEP 7-4-MTP
		ARTEP 7-5-MTP ARTEP 7-7J-MTP ARTEP 7-8-MTP ARTEP 7-91-MTP ARTEP 7-92-MTP

SUPPORTING COLLECTIVE TASKS

Task Number	Task Title	References
07-3-1406	React to Snipers (Infantry/Reconnaissance Platoon/Squad)	ARTEP 7-4-MTP ARTEP 7-5-MTP ARTEP 7-7J-MTP ARTEP 7-8-MTP ARTEP 7-92-MTP
07-3-1414	Search a Building (Infantry Platoon/Squad)	ARTEP 7-5-MTP ARTEP 7-7J-MTP ARTEP 7-8-MTP
07-3-1423	Secure a Route (Antiarmor/Infantry/ Reconnaissance Platoon/Squad)	ARTEP 7-4-MTP ARTEP 7-5-MTP ARTEP 7-7J-MTP ARTEP 7-8-MTP ARTEP 7-91-MTP ARTEP 7-92-MTP
07-3-1432	Take Action on Contact (Infantry/Mortar/ Reconnaissance Platoon/Squad)	ARTEP 7-4-MTP ARTEP 7-5-MTP ARTEP 7-7J-MTP ARTEP 7-8-MTP ARTEP 7-90-MTP ARTEP 7-92-MTP
07-3-2009	Conduct an Area or Zone Reconnaissance (Infantry/Reconnaissance Platoon/Squad)	ARTEP 7-4-MTP ARTEP 7-5-MTP ARTEP 7-7J-MTP ARTEP 7-8-MTP ARTEP 7-92-MTP
07-3-2018	Establish an Observation Post (Antiarmor/ Infantry/Reconnaissance Platoon/Squad)	ARTEP 7-4-MTP ARTEP 7-5-MTP ARTEP 7-7J-MTP ARTEP 7-8-MTP ARTEP 7-91-MTP ARTEP 7-92-MTP
07-3-2036	Reconnoiter a Built-up Area (Infantry/ Reconnaissance Platoon/Squad)	ARTEP 7-4-MTP ARTEP 7-5-MTP ARTEP 7-7J-MTP ARTEP 7-8-MTP ARTEP 7-92-MTP
07-3-4027	Process Captured Documents and Equipment (Infantry/Mortar/Reconnaissance Platoon/Squad)	ARTEP 7-4-MTP ARTEP 7-5-MTP ARTEP 7-7J-MTP ARTEP 7-8-MTP ARTEP 7-90-MTP ARTEP 7-92-MTP
07-3-4036	Secure Civilians During Operations (Infantry/Reconnaissance Platoon/Squad)	ARTEP 7-4-MTP ARTEP 7-5-MTP

ARTEP 7-12-MTP

SUPPORTING COLLECTIVE TASKS

Task Number	Task Title	References
07-3-5000	Conduct a Rehearsal (Infantry/Mortar/Reconnaissance Platoon/Squad)	ARTEP 7-7J-MTP ARTEP 7-8-MTP ARTEP 7-92-MTP ARTEP 7-4-MTP ARTEP 7-5-MTP ARTEP 7-7J-MTP ARTEP 7-8-MTP ARTEP 7-90-MTP ARTEP 7-92-MTP
07-3-5027	Conduct Risk Management (Infantry/Mortar/Reconnaissance Platoon/Squad)	ARTEP 7-4-MTP ARTEP 7-5-MTP ARTEP 7-7J-MTP ARTEP 7-8-MTP ARTEP 7-90-MTP ARTEP 7-92-MTP
07-3-5036	Conduct Troop-leading Procedures (Infantry/Mortar/Reconnaissance Platoon/Squad)	ARTEP 7-4-MTP ARTEP 7-5-MTP ARTEP 7-7J-MTP ARTEP 7-8-MTP ARTEP 7-90-MTP ARTEP 7-92-MTP
07-3-6027	Maintain Operations Security (Infantry/Mortar/Reconnaissance Platoon/Squad)	ARTEP 7-4-MTP ARTEP 7-5-MTP ARTEP 7-7J-MTP ARTEP 7-8-MTP ARTEP 7-90-MTP ARTEP 7-92-MTP

OPFOR TASKS AND STANDARDS

TASK: Conduct Sniper Operations (07-OPFOR-0017)

CONDITION: The OPFOR is conducting operations independently or as part of a larger force and is ordered to conduct sniper operations against the enemy elements. The enemy elements are occupying an assembly area, conducting tactical movement, conducting a tactical road march, or are otherwise susceptible to a sniper attack. All assigned OPFOR equipment and personnel are available.

STANDARD: The OPFOR conducts sniper operations IAW the OPORD and or commander's guidance. The OPFOR snipers set up well-concealed locations and engage the enemy personnel with short bursts of semiautomatic fire. The OPFOR snipers delay or disrupt the enemy activities and or kill the enemy personnel. The OPFOR snipers prevent their position from being discovered. The OPFOR snipers report all specified intelligence requirements to higher HQ.

Note: During training exercises, the enemy commander or leader should select the size of the OPFOR element based on threat doctrine.

TASK: Conduct Infiltration/Exfiltration (07-OPFOR-0018)

CONDITION: The OPFOR is conducting operations independently or as part of a larger force. The OPFOR infiltrates/exfiltrates personnel through the enemy lines. All necessary personnel and equipment are available.

STANDARD: The OPFOR conducts the infiltration/exfiltration IAW the operation order and or the commander's guidance. The OPFOR determines gaps in the enemy's lines/defenses and infiltrates/exfiltrates without being detected. The OPFOR accomplishes the commander's intent (gains information, attacks a position from the rear, conducts raids or ambushes, captures prisoners, seizes key terrain, or aids the main attack).

Note: During training exercises, the enemy commander or leader should select the size of the OPFOR element based on threat doctrine.

TASK: Maintain Operations Security (07-OPFOR-0023)

CONDITION: The OPFOR is conducting operations independently or as part of a larger force. The OPFOR prevents the enemy from obtaining information about its operations and or intent. All necessary personnel and equipment are available.

STANDARD: The OPFOR maintains operations security IAW the operation order and or commander's guidance. The OPFOR denies information to the enemy by maintaining physical security, signal security, and information security. The OPFOR identifies and eliminates indicators that can be exploited by hostile intelligence organizations.

Note: During training exercises, the enemy commander or leader should select the size of the OPFOR element based on threat doctrine.

TASK: Conduct an Ambush (07-OPFOR-0025)

CONDITION: The OPFOR is conducting operations independently or as part of a larger force. The OPFOR is directed to conduct an ambush along a suspected enemy route or avenue of approach. All assigned OPFOR equipment and personnel are available. The OPFOR has indirect fire support available.

STANDARD: The OPFOR conducts the ambush IAW the OPORD and or commander's guidance. The OPFOR conducts aggressive maneuver from concealed positions and delivers accurate coordinated fires to kill or capture enemy personnel and destroy, disable, or capture the enemy's equipment and supplies. The OPFOR withdraws from the ambush site, reorganizes and consolidates, and continues with follow-on mission.

Note: During training exercises, the enemy commander or leader should select the size of the OPFOR element based on threat doctrine.

TASK: Conduct Civil Disturbance (20-OPFOR-2002)

CONDITION: The US forces are conducting stability and or support operations in the local area. A civilian crowd demonstrates against US forces conducting an assigned mission. The crowd may consist of men of military age, or mixed groups of men, women and children. Agitators may use women and children to screen their actions to inhibit counter actions by US forces. The crowd refuses to respond to directions to disperse. The crowd is prepared to perform a wide variety of disruptive/hostile actions ranging from nonviolent civil protests to armed resistance. The crowd resists efforts by US forces to capture key leaders and organizers, to confiscate weapons, and to isolate the area. The US forces are operating under restrictive ROE. Civilians, government organizations, and the international press may be present in the area.

ARTEP 7-12-MTP

STANDARDS:

Note: Depending on the commander's training objectives, some of the OPFOR standards may not apply. Also, OPFOR "fighting" tasks have not been included in this T&EO. If the OPFOR enters into direct combat with the unit, OPFOR tasks for conventional operations would apply.

1. Civilian crowd disrupts the unit's mission and prevents the unit from accomplishing its mission or civilian crowd enters an off limits area and refuses to leave.
2. Civilian crowd disrupts the units' interpreter's attempts to communicate with the crowd.
3. Additional civilian groups reinforce the demonstrators.

Note: Depending on unit commander's training objectives, increases in violence may be gradual allowing the training unit to incrementally increase force or, the increase may be abrupt.

4. Civilian crowd commits violent acts causing US forces to respond with incremental use of force.
5. Civilian crowd forces US forces to reinforce the unit or abort the mission.
6. Civilian crowd provokes use of unnecessary force by US forces.
7. Civilian friendly media photographs and videotapes US forces during the civil disturbance.

Note: The level of disruptive/hostile actions should not exceed that prescribed by the unit commander

TASK: Resist Search and Seizure (20-OPFOR-2005)

CONDITION: The US forces conducting stability and or support operations in the local area encounter a one or more civilian men and or women during the conduct of a mission. The civilian's actions raise suspicions that he or she has something to hide. The civilians do not have proper identification documents. The civilian resists being searched or detained. The US forces are operating under restrictive ROE. Civilians, government organizations, and the international press may be present in the area.

STANDARDS:

Note: Depending on the commander's training objectives, some of the OPFOR standards may not apply. Also, OPFOR "fighting" tasks have not been included in this T&EO. If the OPFOR enters into direct combat with the unit, OPFOR tasks for conventional operations would apply.

1. The civilian uses forged identification paper to avoid apprehension.
2. The civilian resists search.
3. The civilian demands a non-contact search.
4. The civilian conceals sensitive material prior to search/seizure.
5. The civilian draws attention of other civilians and attempts to embarrass unit soldiers conducting the search through loud words and exaggerated behavior.
6. The civilian avoids being detained.

TASK: Conceal Prohibited Equipment, Material or Weapons (20-OPFOR-2005A)

CONDITION: The US forces conducting stability and or support operations in the local area encounter one or more civilian men and or women during the conduct of a mission. The civilian's actions raise suspicions that he or she has something to hide. The civilians do not have proper identification documents. The civilians have sensitive documents, weapons, or equipment of intelligence value to US forces concealed in their vehicle or on their person. The US forces are operating under restrictive ROE. Civilians, government organizations, and the international press may be present in the area.

STANDARDS:

Note: Depending on the commander's training objectives, some of the OPFOR standards may not apply. Also, OPFOR "fighting" tasks have not been included in this T&EO. If the OPFOR enters into direct combat with the unit, OPFOR tasks for conventional operations would apply.

1. Civilians avoid search by use of improper or forged identification papers.
2. Civilians successfully conceal prohibited equipment, material or weapons.
3. If discovered, the civilians provide no information about any items found.
4. Civilians are not detained.

TASK: Conceal Equipment, Material, Weapons, and Contraband (20-OPFOR-3006)

CONDITION: The US forces are conducting stability and support operations in a unit area of operation. Factional elements hostile to US force occupation and the peace mandate are attempting to conceal weapons and or other contraband in buildings and vehicles to allow factional forces to conduct future operations in the local area. Some local inhabitants support with the factional forces. The US forces are operating under restrictive ROE. Civilians, government organizations, and the international press may be present in the area.

STANDARDS:

Note: Depending on the commander's training objectives, some of the OPFOR standards may not apply. Also, OPFOR "fighting" tasks have not been included in this T&EO. If the OPFOR enters into direct combat with the unit, OPFOR tasks for conventional operations would apply.

1. Civilians conceal contraband and factional equipment and weapons in buildings, vehicles or in uninhabited areas.
2. Civilians do not provide information to US forces on location of contraband or weapons.
3. Civilians or factional elements move concealed equipment, material, weapons or contraband to new locations to prevent its discovery by US forces.
4. US forces do not find the weapons or contraband.

TASK: Smuggle Contraband Through a Roadblock or Checkpoint (20-OPFOR-3008)

CONDITION: The US forces are conducting stability and support operations. The US forces are operating checkpoints or roadblocks in the local area. Civilians smuggle prohibited equipment, material or weapons through a checkpoint or around a roadblock on foot and in vehicles. The US forces are operating under restrictive ROE. Civilians, government organizations, and the international press may be present in the area.

STANDARDS:

Note: Depending on the commander's training objectives, some of the OPFOR standards may not apply. Also, OPFOR "fighting" tasks have not been included in this T&EO. If the OPFOR enters into direct combat with the unit, OPFOR tasks for conventional operations would apply.

1. Civilians in a vehicle smuggle prohibited equipment, material or weapons around a roadblock.
2. Civilians in a vehicle smuggle prohibited equipment, material or weapons through a checkpoint.
3. Civilian allows discovery of contraband material or weapon at the roadblock or checkpoint.
4. Civilian pedestrians smuggle contraband through a checkpoint.
5. Civilians transport contraband in a booby-trapped vehicle through or around a roadblock/checkpoint (To provide proper cues to US forces, contraband should be carefully hidden so it will be discovered so that US forces will search and find the booby trap.)

Note: Safety measures must be exercised in operation of vehicles in vicinity of dismounted soldiers.

ARTEP 7-12-MTP

TASK: Engage United States Forces and Local Civilians with Sniper Fire (20-OPFOR-3009)

CONDITION: The US forces are conducting stability and support operations in the local area. In the past, factional elements operating in the unit area of operation have used snipers to disrupt unit operations and civilian traffic. A factional sniper team is positioned or moves into position to engage a US unit to disrupt traffic, unit operations, and increase hostility of US soldiers against the civilian populace. The US forces are operating under restrictive ROE. Civilians, government organizations, and the international press may be present in the area.

STANDARDS:

Note: Depending on the commander's training objectives, some of the OPFOR standards may not apply. Also, OPFOR "fighting" tasks have not been included in this T&EO. If the OPFOR enters into direct combat with the unit, OPFOR tasks for conventional operations would apply.

1. Sniper team sets up in a well-camouflaged and concealed position.
2. Sniper team is not seen until it engages the US force.
3. Sniper team surprises the unit leaders, vehicle drivers, and or civilian targets with accurate fire.
4. Sniper team evacuates the area without being captured after accomplishing its mission.
5. Sniper team provides factional commander information gathered during the engagement.
6. Sniper team engages US forces from areas populated by civilians.

TASK: Reconnoiter United States Force Activities (20-OPFOR-3011)

CONDITION: The US forces are conducting stability and support operations in the local area. Factional elements have been conducting operations counter to US forces in the unit area of operation. Factional elements are attempting to gain information about US unit operations to enhance the faction's ability to counter US operations and to disrupt support to the local population. US forces may have hired local civilians to work on US installations or, local civilians may be making deliveries to US installations. The US forces are operating under restrictive ROE. Civilians, government organizations, and the international press may be present in the area.

STANDARDS:

Note: Depending on the commander's training objectives, some of the OPFOR standards may not apply. Also, OPFOR "fighting" tasks have not been included in this T&EO. If the OPFOR enters into direct combat with the unit, OPFOR tasks for conventional operations would apply.

1. Faction members observe US operations to gather information on unit operations.
2. Faction members search anything left behind by US forces to gain information about US operations in the AO (for example, trash, equipment, unsecured vehicles).
3. Faction member conduct electronic monitoring of unit communication networks to gather information about US forces operations.
4. Civilians with access to US installations acquire information about US operations and provide it to factional forces.
5. Faction members take advantage of opportunities to steal weapons, radios, and other US equipment that is left unattended without detection.

TASK STEPS AND PERFORMANCE MEASURES	GO	NO-GO
<p>b. Conducts a digital and or conventional map reconnaissance.</p> <ul style="list-style-type: none"> (1) Identifies tentative assault position (ASLT PSN), if used. (2) Identifies tentative observation posts (OPs). (3) Identifies tentative, security, support by fire, and assault positions. (4) Identifies likely enemy avenues of approach. (5) Identifies routes to and from the ASLT PSN and OPs. (6) Marks tentative dismount points on digital and conventional maps as appropriate. <p>c. Coordinates indirect fire support and or close air support, if available.</p> <p>d. Identifies direct fire responsibilities.</p> <p>e. Plans the integration of direct and indirect fires IAW higher headquarters' fire support plan.</p> <p>f. Integrates the company deception plan into the higher headquarter's deception plan.</p> <p>g. Plans and coordinates combat support (CS) and combat service support (CSS).</p> <ul style="list-style-type: none"> (1) Requests additional CS or CSS assets, as needed (forward observer personnel, medics, engineers, antiarmor weapons, machine guns, demolitions, or special equipment). (2) Stocks additional supplies for support when not in contact with friendly units. (3) Plans possible caches. (4) Coordinates for casualty and enemy prisoners of war (EPWs) evacuation. <p>h. Organizes the company as necessary to accomplish the mission and or compensate for combat losses.</p> <ul style="list-style-type: none"> (1) Uses only those personnel and equipment needed. <p>i. Addresses actions on chance contact with the enemy.</p> <p>j. Coordinates and synchronizes activities within each battlefield operating system (BOS).</p> <p>* 5. Company commander disseminates digital reports (if applicable), overlays, and other pertinent information to each platoon to keep them abreast of the situation.</p> <p>* 6. Company commander issues orders and instructions to include ROE and ROI.</p> <ul style="list-style-type: none"> a. Issues clear and concise taskings to platoons and or elements. <p>7. Company conducts a rehearsal.</p> <p>8. Company commander issues a FRAGO, as necessary, to address changes to the plan identified during the rehearsal.</p> <p>* 9. Company enters way points into position navigation (POSNAV) equipment to aid navigation.</p> <p>10. Company moves to the ASLT PSN, if used.</p> <ul style="list-style-type: none"> a. Secures the ASLT PSN. <p>*11. Company commander and reconnaissance element conducts the reconnaissance based on factors of METT-TC.</p> <ul style="list-style-type: none"> a. Identifies suitable sites for patrol bases. b. Identifies suitable sites for OPs. c. Identifies suitable sites for caches. d. Identifies water sources. e. Identifies avenues of approach (mounted and foot). f. Identifies and selects kill zones. 		

TASK STEPS AND PERFORMANCE MEASURES	GO	NO-GO
<ul style="list-style-type: none"> g. Identifies and selects engagement areas. h. Identifies likely enemy objectives and positions. i. Identifies and selects covered and concealed approach routes. j. Verifies and updates intelligence information. k. Returns to the ASLT PSN or company position. <p>*12. Company commander adjusts the plan based on updated intelligence and reconnaissance effort.</p> <p>*13. Company commander updates the enemy situation.</p> <p>*14. Company commander disseminates updated digital reports (if applicable), overlays, and other pertinent information.</p> <p>*15. Company commander coordinates and or synchronizes actions of subordinate elements.</p> <p>*16. Company commander uses FRAGOs as necessary to redirect actions of subordinate elements.</p> <p>17. Company conducts stay-behind operation.</p> <ul style="list-style-type: none"> a. Executes deception activities IAW the deception plan, guidance from higher headquarters, and the order. <ul style="list-style-type: none"> (1) Keeps radio transmissions brief and encoded. b. Moves undetected to the hide positions. c. Remains undetected by the enemy during the operation. <p>18. Company conducts combat operations against the enemy.</p> <ul style="list-style-type: none"> a. Attacks high priority targets in enemy's rear [command and control (C2), combat support (CS), combat service support (CSS), lines of communication] based on the commander's intent or the company mission. b. Collects intelligence on enemy forces. c. Calls for and controls artillery and air strikes using FBCB2, FM, or other tactical means. d. Avoids decisive engagement by the enemy unless required by the commander's intent. <p>*19. Company commander provides situation report (SITREP) as necessary and or IAW the TSOP.</p> <p>*20. If the company is cut off from friendly units and has standing orders to conduct UNPLANNED stay-behind operations, the company commander completes the following:</p> <ul style="list-style-type: none"> a. Establishes local security, to include OPs and early warning devices. b. Notifies higher headquarters using FBCB2, FM, or other tactical means. c. Makes an estimate of the situation. d. Decides whether to remain in position or to move to a hide position in a different location. e. Follows the same procedures as in a deliberate stay-behind operation. <p>21. Company consolidates and reorganizes as necessary.</p> <p>22. Company secures enemy prisoners of war (EPW) as required.</p> <p>23. Company treats and evacuates casualties.</p> <p>24. Company processes captured documents and or equipment as required.</p> <p>25. Company links up with friendly forces as directed.</p>		

ARTEP 7-12-MTP

TASK STEPS AND PERFORMANCE MEASURES	GO	NO-GO
a. Determines the manner of regaining contact with friendly units. b. Conducts linkup as a moving or a stationary unit. c. Returns to friendly unit not later than the time specified in the order or as directed by higher headquarters.		
26. Company continues operations as directed.		

TASK PERFORMANCE/EVALUATION SUMMARY BLOCK							
ITERATION	1	2	3	4	5	M	TOTAL
TOTAL TASK STEPS EVALUATED							
TOTAL TASK STEPS "GO"							
TRAINING STATUS "GO"/"NO-GO"							

"*" indicates a leader task step.

SUPPORTING INDIVIDUAL TASKS: NONE

SUPPORTING COLLECTIVE TASKS

Task Number	Task Title	References
07-2-1396	Employ Obstacles (Infantry Company)	ARTEP 7-10-MTP ARTEP 7-12-MTP
07-2-2018	Conduct an Area or Zone Reconnaissance (Infantry Company)	ARTEP 7-10-MTP ARTEP 7-12-MTP
07-2-2072	Report Tactical Information (Infantry Company)	ARTEP 7-10-MTP ARTEP 7-12-MTP
07-2-3036	Integrate Indirect Fire Support (Infantry Company)	ARTEP 7-10-MTP ARTEP 7-12-MTP
07-2-4000	Conduct Resupply Operations (Antiarmor/Infantry Company)	ARTEP 7-10-MTP ARTEP 7-12-MTP
07-2-4027	Handle Enemy Prisoners of War (Infantry Company)	ARTEP 7-10-MTP ARTEP 7-91-MTP ARTEP 7-12-MTP
07-2-4063	Treat and Evacuate Casualties (Antiarmor/Infantry Company)	ARTEP 7-10-MTP ARTEP 7-12-MTP
07-2-5009	Conduct a Rehearsal (Infantry Company)	ARTEP 7-10-MTP ARTEP 7-12-MTP ARTEP 7-91-MTP
07-2-5027	Conduct Consolidation and Reorganization (Infantry Company)	ARTEP 7-10-MTP ARTEP 7-12-MTP
07-2-5063	Conduct Risk Management (Infantry Company)	ARTEP 7-10-MTP ARTEP 7-12-MTP

SUPPORTING COLLECTIVE TASKS

Task Number	Task Title	References
07-2-5081	Conduct Troop-leading Procedures (Infantry Company)	ARTEP 7-10-MTP
07-2-5153	Prepare for Combat (Infantry Company)	ARTEP 7-12-MTP ARTEP 7-10-MTP
07-2-6063	Maintain Operations Security (Infantry Company)	ARTEP 7-12-MTP ARTEP 7-10-MTP

OPFOR TASKS AND STANDARDS

TASK: Conduct a Raid (07-OPFOR-0013)

CONDITION: The OPFOR is conducting operations independently or as part of a larger force. The OPFOR is occupying an objective rally point with orders to conduct a raid against the enemy elements. All assigned OPFOR equipment and personnel are available. The OPFOR has indirect fire support available.

STANDARD: The OPFOR executes the raid IAW the OPORD and or commander's guidance. The OPFOR uses surprise, firepower, and maneuver to destroy enemy positions, capture prisoners, capture equipment, or free prisoners friendly to the OPFOR. The OPFOR avoids decisive engagement and withdraws all personnel from the objectives within the specified time. The OPFOR obtain all required priority intelligence requirements.

Note: During training exercises, the enemy commander or leader should select the size of the OPFOR element based on threat doctrine.

TASK: Execute Actions on Contact (07-OPFOR-0015)

CONDITION: The OPFOR is conducting offensive operations independently or as part of a larger force. The OPFOR makes contact with the enemy by receipt of direct fires, indirect fires, or direct observation. All assigned OPFOR equipment and personnel are available. The OPFOR has indirect fire, close air, and engineer support available.

STANDARD: The OPFOR executes actions on contact IAW the OPORD and or commander's guidance. The OPFOR conducts fire and maneuver to rapidly rout the enemy, seize the initiative, and create advantageous conditions for subsequent operations.

Note: During training exercises, the enemy commander or leader should select the size of the OPFOR element based on threat doctrine.

TASK: Conduct Sniper Operations (07-OPFOR-0017)

CONDITION: The OPFOR is conducting operations independently or as part of a larger force and is ordered to conduct sniper operations against the enemy elements. The enemy elements are occupying an assembly area, conducting tactical movement, conducting a tactical road march, or are otherwise susceptible to a sniper attack. All assigned OPFOR equipment and personnel are available.

STANDARD: The OPFOR conducts sniper operations IAW the OPORD and or commander's guidance. The OPFOR snipers set up well-concealed locations and engage the enemy personnel with short bursts of semiautomatic fire. The OPFOR snipers delay or disrupt the enemy activities and or kill the enemy

ARTEP 7-12-MTP

personnel. The OPFOR snipers prevent their position from being discovered. The OPFOR snipers report all specified intelligence requirements to higher HQ.

Note: During training exercises, the enemy commander or leader should select the size of the OPFOR element based on threat doctrine.

TASK: Maintain Operations Security (07-OPFOR-0023)

CONDITION: The OPFOR is conducting operations independently or as part of a larger force. The OPFOR prevents the enemy from obtaining information about its operations and or intent. All necessary personnel and equipment are available.

STANDARD: The OPFOR maintains operations security IAW the operation order and or commander's guidance. The OPFOR denies information to the enemy by maintaining physical security, signal security, and information security. The OPFOR identifies and eliminates indicators that can be exploited by hostile intelligence organizations.

Note: During training exercises, the enemy commander or leader should select the size of the OPFOR element based on threat doctrine.

TASK: Conduct Biological/Chemical Operations (07-OPFOR-0027)

CONDITION: The OPFOR is conducting defensive or offensive operations independently or as part of a larger force. A decision has been made to employ biological or chemical weapons. Wind and weather conditions are right for the employment of biological or chemical weapons. All assigned OPFOR equipment and personnel are available.

STANDARD: The OPFOR conducts biological and or chemical operations IAW the OPORD and or commander's guidance. The OPFOR attacks the enemy with nerve, blood, blister, choking, incapacitant, and or irritant agents or pathogenic microbes and or microorganism toxins. The OPFOR delivers agents and or toxins using aircraft, multiple rocket launchers, artillery, mines, rockets, missiles, and or special operations forces. The OPFOR causes disruption of enemy operations, suspension of operations, and or casualties.

Note: During training exercises, the enemy commander or leader should select the size of the OPFOR element based on threat doctrine.

TASK: Conduct Air Attack (07-OPFOR-0029)

CONDITION: The OPFOR is conducting offensive operations independently or as part of a larger force. The enemy positions, formations, or soldiers have been identified and are susceptible to air attack. All necessary personnel and equipment are available. The OPFOR fixed-wing combat aircraft and attack helicopters are available to provide aerial fire support to ground maneuver forces.

STANDARD: The OPFOR executes the air attack using fixed- and rotor-winged aircraft IAW the OPORD and or commander's guidance. The enemy positions, formations, and or soldiers are destroyed, delayed, or forced to retreat.

Note: During training exercises, the enemy commander or leader should select the size of the OPFOR element based on threat doctrine.

TASK: Employ Deception Measures (07-OPFOR-0030)

CONDITION: The OPFOR is conducting operations independently or as part of a larger force. The OPFOR is ordered to employ deception measures to confuse the enemy and to prevent the enemy from

determining the OPFOR intentions or activities. All assigned OPFOR equipment and personnel are available. The OPFOR has indirect fire, close air, and engineer support available.

STANDARD: The OPFOR employs deception measures IAW the OPORD and or commander's guidance. The OPFOR constructs dummy positions; simulates troop movements by such means as use of civilian vehicles to portray movement to radar or marching refugees to portray movement of troops in the rear; conducts feints or demonstrations; employs manipulative, simulative, and imitative deception electronic measures; and or avoids patterns or obvious movements that reveal the time or intent of an operation.

Note: During training exercises, the enemy commander or leader should select the size of the OPFOR element based on threat doctrine.

TASK STEPS AND PERFORMANCE MEASURES	GO	NO-GO
<p>(5) Plots way points on easily recognizable terrain and on significant turns on the route for ease in navigation.</p> <p>(6) Marks tentative dismount points on digital and conventional maps as appropriate.</p> <p>c. Develops control measures.</p> <p>(1) Develops limited visibility marking to aid in command and control at night.</p> <p>(2) Develops graphics, if not assigned by higher headquarters.</p> <p>(3) Designates guides, if possible.</p> <p>(4) Plans to use night vision devices and thermal devices, if available.</p> <p>d. Develops a movement plan.</p> <p>(1) Selects a tentative formation based on factors of METT-TC (mounted and or dismounted).</p> <p>(2) Coordinates formation with other elements moving in the main body formation, if using a different formation than the remainder of the higher headquarters.</p> <p>(3) Selects the tentative movement technique based on factors of METT-TC.</p> <p>e. Plans the use of dismounted infantry, if mounted, when any of the following conditions apply:</p> <p>(1) Detailed reconnaissance is required.</p> <p>(2) Stealth is required.</p> <p>(3) Enemy contact is expected or visual contact has been made.</p> <p>(4) Vehicle movement is restricted by terrain.</p> <p>(5) Time is not limited.</p> <p>(6) Security is the primary concern.</p> <p>f. Coordinates linkup with vehicles, if dismounted.</p> <p>g. Integrates indirect fire support for mounted and dismounted tactical movement.</p> <p>h. Identifies direct fire responsibilities.</p> <p>i. Organizes the company as necessary to accomplish the mission and or compensate for combat losses.</p> <p>j. Develops a security plan.</p> <p>(1) Assigns each platoon a sector of responsibility. (They are responsible for their sector during movement and at the halt.)</p> <p>k. Coordinates passage of lines as necessary.</p> <p>l. Addresses actions on chance contact with the enemy.</p> <p>* 4. Company commander disseminates digital reports (if applicable), overlays, and other pertinent information to each squad to keep them abreast of the situation.</p> <p>* 5. Company commander briefs the movement plan.</p> <p>a. Specifies conditions under which the company will change movement techniques and or formations.</p> <p>b. Designates bounding and overwatch elements based on METT-TC.</p> <p>c. Briefs way points for checkpoints, boundaries, and so forth.</p> <p>d. Briefs signals and or digital/FM commands used for command and control.</p> <p>* 6. Company commander issues orders and instructions to include ROE and ROI.</p> <p>a. Issues clear and concise taskings to platoons/elements.</p> <p>7. Company conducts a rehearsal.</p> <p>* 8. Company commander and reconnaissance element conducts the reconnaissance (based on METT-TC).</p>		

TASK STEPS AND PERFORMANCE MEASURES	GO	NO-GO
<p>* 9. Company commander adjusts the plan based on updated intelligence and reconnaissance effort.</p> <p>*10. Company commander disseminates updated digital reports (if applicable), overlays, and other pertinent information.</p> <p>*11. Company commander or designated representative initiates movement to line of departure (LD).</p> <ul style="list-style-type: none"> a. Enters way points into position navigation (POSNAV) equipment to aid navigation. b. Conducts passage of lines, if required. <p>*12. Company commander coordinates/synchronizes actions of subordinate elements.</p> <p>*13. Company commander uses FRAGOs as necessary to redirect actions of subordinate elements.</p> <p>14. Company moves using the following fundamentals:</p> <ul style="list-style-type: none"> a. Moves as squads and platoons. b. Moves as fast as the situation allows. c. Makes contact with the smallest element possible. d. Positions weapons platoons, squads, or teams where they can provide responsive fires in the event of enemy contact (for example, mortars). <p>15. Company moves using the appropriate formation as designated by the company commander.</p> <ul style="list-style-type: none"> a. Selects the formation that provides the proper control, security, and speed. b. Uses MOUNTED formations based on factors of METT-TC. <ul style="list-style-type: none"> (1) Column formation. <ul style="list-style-type: none"> (a) Used when speed is critical, when the company is moving through restricted terrain on a specific route, or when enemy contact is not likely. (2) Wedge formation. <ul style="list-style-type: none"> (a) Used when contact is possible or the enemy situation is unclear. (3) Line formation. <ul style="list-style-type: none"> (a) Used when assaulting a weakly defended objective, crossing open areas, or in a support-by-fire position. (4) Echelon formation. <ul style="list-style-type: none"> (a) Used to maintain security and or observation of one flank when enemy contact is not likely. (5) Coil formation. <ul style="list-style-type: none"> (a) Used to provide all-round security and observation when the company is stationary. (6) Herringbone formation. <ul style="list-style-type: none"> (a) Used to disperse the company when traveling in column formation. c. Uses DISMOUNTED formations based on factors of METT-TC. <ul style="list-style-type: none"> (1) Column formation. (Primary company movement formation.) (2) Wedge formation. (Basic formation for the fire team.) <ul style="list-style-type: none"> (a) Used when the enemy situation is vague, but contact is NOT expected. (3) Line formation. <ul style="list-style-type: none"> (a) Used when the leader wants all soldiers forward for maximum firepower and the enemy situation is known. 		

TASK STEPS AND PERFORMANCE MEASURES	GO	NO-GO
<p>(4) Vee formation. (a) Used when the enemy situation is vague, but contact IS expected from the front.</p> <p>(5) File formation. (a) Used when the terrain precludes use of the wedge. (b) Used when visibility is poor.</p> <p>(6) Echelon formation (right or left). (a) Used if the situation is vague and enemy contact to the front or on one flank is likely.</p> <p>d. Adjusts formation during limited visibility to maintain visibility between vehicles, individuals, teams, and squads, and to maintain the rate of movement.</p> <p>16. Company executes movement technique as directed by the company commander.</p> <p>a. Adjusts the movement technique to provide greater security, as the probability of enemy contact increases.</p> <p>b. Employs traveling technique as ordered. (1) Assumes correct order of march as directed by the company commander. (2) Moves in a company column with 20 to 50 meters between platoons. Note: Distance between platoons depends on visibility afforded by terrain, weather, and light. (a) All platoons use traveling and maintain adequate distance between squads and soldiers.</p> <p>(3) Uses the terrain driving techniques by individual elements to reduce exposure, if applicable.</p> <p>(4) Maintains visual contact between lead and trail elements.</p> <p>(5) Maintains company integrity as much as possible and organizes the formation for ease of deployment during the upcoming mission.</p> <p>(6) Maintains areas of responsibility for observation and fire to ensure 360-degree security.</p> <p>c. Employs traveling overwatch technique as ordered. (1) Moves in a company column or wedge. Note: Distance between platoons is not fixed. (2) Positions a platoon as lead (bounding) and platoons as trail (overwatch). (a) Lead platoon moves continuously. (b) Trailing platoons stay far enough behind the lead platoon to avoid fire directed at the lead platoon. (c) Trailing platoons stay close enough so they can provide fire support or maneuver when the lead platoon makes contact. (d) Trailing platoons halt periodically at advantageous vantage points to provide overwatch and or base of fire for the lead platoon.</p> <p>(3) Individual vehicles use terrain driving techniques to reduce exposure, if applicable.</p> <p>(4) Maintains command and control of the platoons using arm-and-hand signals or FM communications as the terrain allows.</p> <p>(5) Maintains 360-degree security.</p> <p>d. Employs bounding overwatch technique as ordered. Note: The company commander designates the initial bounding and initial overwatch platoons and specifies either the alternate or successive bounding method. (1) Employs alternate bounds.</p>		

ARTEP 7-12-MTP

TASK STEPS AND PERFORMANCE MEASURES	GO	NO-GO
<p>(a) Trailing platoon advances PAST the lead platoon to the next overwatch position. (This method is usually more rapid than successive bounds.)</p> <p>(b) Repeats sequence of bounding past each other until the company halts, the movement technique is changed, or the company transitions to maneuver by conducting actions on contact.</p> <p>(2) Employs successive bounds.</p> <p>(a) Trailing platoon moves to an overwatch position that is approximately ABREAST of the lead platoon. (This method is easier to control and more secure than alternate bounding, but it is slower.)</p> <p>(b) Repeats sequence of bounding abreast each other until the company halts, the movement technique is changed, or the company transitions to maneuver by conducting actions on contact.</p> <p>*17. Company commander positions himself where he can best control and execute the desired formation.</p> <p>18. Company maintains formation with correct interval, speed, and or lateral dispersion IAW commander's guidance or TSOP.</p> <p>19. Company orients weapons/weapon systems to provide security and maximize firepower as necessary.</p> <p>20. Company moves undetected to the designated point specified in the OPORD.</p> <p>21. Company consolidates and reorganizes as necessary during and or after movement.</p> <p>22. Company secures enemy prisoners of war (EPW) as required.</p> <p>23. Company treats and evacuates casualties as appropriate.</p> <p>24. Company processes captured documents and or equipment as required.</p> <p>25. Company continues operations as directed.</p>		

TASK PERFORMANCE/EVALUATION SUMMARY BLOCK							
ITERATION	1	2	3	4	5	M	TOTAL
TOTAL TASK STEPS EVALUATED							
TOTAL TASK STEPS "GO"							
TRAINING STATUS "GO"/"NO-GO"							

"*" indicates a leader task step.

SUPPORTING INDIVIDUAL TASKS: NONE

SUPPORTING COLLECTIVE TASKS

Task Number	Task Title	References
07-2-1468	Take Action on Contact (Infantry Company)	ARTEP 7-10-MTP ARTEP 7-12-MTP

SUPPORTING COLLECTIVE TASKS

Task Number	Task Title	References
07-2-3000	Conduct Overwatch and or Support by Fire (Infantry Company)	ARTEP 7-10-MTP ARTEP 7-12-MTP
07-2-3027	Integrate Direct Fires (Infantry Company)	ARTEP 7-10-MTP ARTEP 7-12-MTP
07-2-3036	Integrate Indirect Fire Support (Infantry Company)	ARTEP 7-10-MTP ARTEP 7-12-MTP
07-2-5009	Conduct a Rehearsal (Infantry Company)	ARTEP 7-10-MTP ARTEP 7-12-MTP
07-2-5063	Conduct Risk Management (Infantry Company)	ARTEP 7-10-MTP ARTEP 7-12-MTP
07-2-5081	Conduct Troop-leading Procedures (Infantry Company)	ARTEP 7-10-MTP ARTEP 7-12-MTP
07-2-5153	Prepare for Combat (Infantry Company)	ARTEP 7-10-MTP ARTEP 7-12-MTP
07-2-6063	Maintain Operations Security (Infantry Company)	ARTEP 7-10-MTP ARTEP 7-12-MTP
07-3-1189	Conduct Actions at Danger Areas (Infantry/Reconnaissance Platoon)	ARTEP 7-4-MTP ARTEP 7-12-MTP
07-3-1252	Conduct Overwatch and or Support by Fire (Antiarmor/Infantry Platoon/Squad)	ARTEP 7-5-MTP ARTEP 7-7J-MTP ARTEP 7-8-MTP ARTEP 7-92-MTP ARTEP 7-5-MTP
07-3-1270	Conduct Tactical Movement (Mounted or Dismounted) (Antiarmor/Infantry/Mortar/ Reconnaissance Platoon/Squad)	ARTEP 7-4-MTP ARTEP 7-7J-MTP ARTEP 7-8-MTP ARTEP 7-91-MTP ARTEP 7-92-MTP
07-3-1432	Take Action on Contact (Infantry/Mortar/ Reconnaissance Platoon/Squad)	ARTEP 7-4-MTP ARTEP 7-5-MTP ARTEP 7-7J-MTP ARTEP 7-8-MTP ARTEP 7-90-MTP ARTEP 7-92-MTP
07-3-3009	Employ Fire Support (Infantry/ Reconnaissance Platoon/Squad)	ARTEP 7-4-MTP ARTEP 7-5-MTP ARTEP 7-7J-MTP ARTEP 7-8-MTP

ARTEP 7-12-MTP

SUPPORTING COLLECTIVE TASKS

Task Number	Task Title	References
07-3-5000	Conduct a Rehearsal (Infantry/Mortar/Reconnaissance Platoon/Squad)	ARTEP 7-92-MTP ARTEP 7-4-MTP ARTEP 7-5-MTP ARTEP 7-7J-MTP ARTEP 7-8-MTP ARTEP 7-90-MTP ARTEP 7-92-MTP
07-3-5027	Conduct Risk Management (Infantry/Mortar/Reconnaissance Platoon/Squad)	ARTEP 7-4-MTP ARTEP 7-5-MTP ARTEP 7-7J-MTP ARTEP 7-8-MTP ARTEP 7-90-MTP ARTEP 7-92-MTP
07-3-5036	Conduct Troop-leading Procedures (Infantry/Mortar/Reconnaissance Platoon/Squad)	ARTEP 7-4-MTP ARTEP 7-5-MTP ARTEP 7-7J-MTP ARTEP 7-8-MTP ARTEP 7-90-MTP ARTEP 7-92-MTP
07-3-5081	Prepare for Combat (Infantry/Mortar/Reconnaissance Platoon/Squad)	ARTEP 7-4-MTP ARTEP 7-5-MTP ARTEP 7-7J-MTP ARTEP 7-8-MTP ARTEP 7-90-MTP ARTEP 7-92-MTP
07-3-6027	Maintain Operations Security (Infantry/Mortar/Reconnaissance Platoon/Squad)	ARTEP 7-4-MTP ARTEP 7-5-MTP ARTEP 7-7J-MTP ARTEP 7-8-MTP ARTEP 7-90-MTP ARTEP 7-92-MTP

OPFOR TASKS AND STANDARDS

TASK: Execute Actions on Contact (07-OPFOR-0015)

CONDITION: The OPFOR is conducting offensive operations independently or as part of a larger force. The OPFOR makes contact with the enemy by receipt of direct fires, indirect fires, or direct observation. All assigned OPFOR equipment and personnel are available. The OPFOR has indirect fire, close air, and engineer support available.

STANDARD: The OPFOR executes actions on contact IAW the OPORD and or commander's guidance. The OPFOR conducts fire and maneuver to rapidly rout the enemy, seize the initiative, and create advantageous conditions for subsequent operations.

Note: During training exercises, the enemy commander or leader should select the size of the OPFOR element based on threat doctrine.

TASK: Conduct Sniper Operations (07-OPFOR-0017)

CONDITION: The OPFOR is conducting operations independently or as part of a larger force and is ordered to conduct sniper operations against the enemy elements. The enemy elements are occupying an assembly area, conducting tactical movement, conducting a tactical road march, or are otherwise susceptible to a sniper attack. All assigned OPFOR equipment and personnel are available.

STANDARD: The OPFOR conducts sniper operations IAW the OPORD and or commander's guidance. The OPFOR snipers set up well-concealed locations and engage the enemy personnel with short bursts of semiautomatic fire. The OPFOR snipers delay or disrupt the enemy activities and or kill the enemy personnel. The OPFOR snipers prevent their position from being discovered. The OPFOR snipers report all specified intelligence requirements to higher HQ.

Note: During training exercises, the enemy commander or leader should select the size of the OPFOR element based on threat doctrine.

TASK: Conduct Biological/Chemical Operations (07-OPFOR-0027)

CONDITION: The OPFOR is conducting defensive or offensive operations independently or as part of a larger force. A decision has been made to employ biological or chemical weapons. Wind and weather conditions are right for the employment of biological or chemical weapons. All assigned OPFOR equipment and personnel are available.

STANDARD: The OPFOR conducts biological and or chemical operations IAW the OPORD and or commander's guidance. The OPFOR attacks the enemy with nerve, blood, blister, choking, incapacitant, and or irritant agents or pathogenic microbes and or microorganism toxins. The OPFOR delivers agents and or toxins using aircraft, multiple rocket launchers, artillery, mines, rockets, missiles, and or special operations forces. The OPFOR causes disruption of enemy operations, suspension of operations, and or casualties.

Note: During training exercises, the enemy commander or leader should select the size of the OPFOR element based on threat doctrine.

TASK: Conduct Air Attack (07-OPFOR-0029)

CONDITION: The OPFOR is conducting offensive operations independently or as part of a larger force. The enemy positions, formations, or soldiers have been identified and are susceptible to air attack. All necessary personnel and equipment are available. The OPFOR fixed-wing combat aircraft and attack helicopters are available to provide aerial fire support to ground maneuver forces.

STANDARD: The OPFOR executes the air attack using fixed- and rotor-winged aircraft IAW the OPORD and or commander's guidance. The enemy positions, formations, and or soldiers are destroyed, delayed, or forced to retreat.

Note: During training exercises, the enemy commander or leader should select the size of the OPFOR element based on threat doctrine.

TASK: Employ Deception Measures (07-OPFOR-0030)

CONDITION: The OPFOR is conducting operations independently or as part of a larger force. The OPFOR is ordered to employ deception measures to confuse the enemy and to prevent the enemy from determining the OPFOR intentions or activities. All assigned OPFOR equipment and personnel are available. The OPFOR has indirect fire, close air, and engineer support available.

ARTEP 7-12-MTP

STANDARD: The OPFOR employs deception measures IAW the OPORD and or commander's guidance. The OPFOR constructs dummy positions; simulates troop movements by such means as use of civilian vehicles to portray movement to radar or marching refugees to portray movement of troops in the rear; conducts feints or demonstrations; employs manipulative, simulative, and imitative deception electronic measures; and or avoids patterns or obvious movements that reveal the time or intent of an operation.

Note: During training exercises, the enemy commander or leader should select the size of the OPFOR element based on threat doctrine.

ELEMENT: RIFLE CO INF BN (BCT)

TASK: Conduct Tactical Movement in a Built-up Area (Infantry Company) (07-2-1351)

(FM 90-10(HTF))	(FM 101-5)	(FM 101-5-1)
(FM 101-5-2)	(FM 20-3)	(FM 21-18)
(FM 21-60)	(FM 24-35)	(FM 24-35-1)
(FM 7-10)	(FM 7-12 (3-21.11))	(FM 7-85)
(FM 90-10-1)		

ITERATION: 1 2 3 4 5 M (Circle)

COMMANDER/LEADER ASSESSMENT: T P U (Circle)

CONDITIONS: The company is conducting operations as part of a higher headquarters and has received an operation order (OPORD) or fragmentary order (FRAGO) to conduct a mission in a built-up area at the location and time specified. All necessary personnel and equipment are available. The company has communications with higher, adjacent, and subordinate elements. The company has been provided guidance on the rules of engagement (ROE) and rules of interaction (ROI). Coalition forces and noncombatants may be present in the operational environment. Some iterations of this task should be conducted during limited visibility conditions. Some iterations of this task should be performed in MOPP4.

TASK STANDARDS: The company conducts tactical movement on in a built-up area in accordance with (IAW) the tactical standing operating procedures (TSOP), the order, higher commander's guidance, and or platoon leaders direction. The company moves on the specified route using the appropriate formation and technique and arrives at the specified destination at the designated time. The company complies with the ROE and ROI.

TASK STEPS AND PERFORMANCE MEASURES	GO	NO-GO
<ul style="list-style-type: none"> * 1. Company leaders gain and or maintain situational understanding using information that is gathered from force XXI battle command brigade and below (FBCB2), frequency modulated (FM) communications, maps, intelligence summaries, situation reports (SITREPs), and other available information sources. * 2. Company commander receives an OPORD or FRAGO and issues warning order (WARNO) to the company using FBCB2, FM, or other tactical means. * 3. Company commander confirms friendly and enemy situations. <ul style="list-style-type: none"> a. Receives an updated digital report showing the location of forward and adjacent friendly elements, if applicable. b. Receives an updated enemy situational template for added fratricide prevention and increased force protection, if applicable. c. Confirms any changes to the company team and company task or purpose. d. Confirms any changes to the scheme of maneuver. * 4. Company commander plans using troop-leading procedures. <ul style="list-style-type: none"> a. Conducts a digital and or conventional map reconnaissance. <ul style="list-style-type: none"> (1) Selects a route, if one is not provided by higher headquarters. (2) Considers routes for dismounted elements that: <ul style="list-style-type: none"> (a) Provides cover and concealment from ground and air observation and fires. (b) Avoids sky lining. (c) Avoids moving directly forward from firing positions. (d) Avoids open areas and potential kill zones. (e) Avoids obvious avenues of approach. 		

TASK STEPS AND PERFORMANCE MEASURES	GO	NO-GO
<p>(f) Do not mask friendly suppressive fires.</p> <p>(g) Allows infiltration as a maneuver to place small teams into position.</p> <p>(3) Consider routes for mounted elements that:</p> <p>(a) Provides cover and concealment from ground and air observation and fires.</p> <p>(b) Avoids sky lining.</p> <p>(c) Avoids moving directly forward from firing positions.</p> <p>(d) Avoids open areas and potential kill zones.</p> <p>(e) Avoids obvious avenues of approach.</p> <p>(f) Do not mask friendly suppressive fires.</p> <p>b. Identifies direct fire responsibilities.</p> <p>c. Plans the integration of direct and indirect fires IAW higher headquarters' fire support plan.</p> <p>(1) Includes smoke to cover movement, if necessary.</p> <p>d. Develops control measures.</p> <p>(1) Identifies and marks phase lines on the near side of streets.</p> <p>(2) Uses numbering and or lettering systems for buildings.</p> <p>(3) Identifies and marks no-fire areas.</p> <p>e. Coordinates and synchronizes activities within each battlefield operating system (BOS).</p> <p>f. Organizes the company as necessary to accomplish the mission and or compensate for combat losses.</p> <p>g. Designates the movement technique to be used based on factors of mission, enemy, terrain and weather, troops and support available, time available, and civil considerations (METT-TC).</p> <p>(1) Traveling when enemy contact is not likely.</p> <p>(2) Traveling overwatch when enemy contact is likely.</p> <p>(3) Bounding overwatch when enemy contact is expected.</p> <p>Note: Normally, movement in a built-up area will be conducted dismounted or with dismounted elements in the lead.</p> <p>h. Designates the movement element and the overwatch element. (May be performed by commander or designated representative.)</p> <p>i. Addresses actions on chance contact with the enemy.</p> <p>* 5. Company commander disseminates digital reports (if applicable), overlays, and other pertinent information to each element to keep them abreast of the situation.</p> <p>* 6. Company commander issues orders and instructions to include ROE and ROI.</p> <p>a. Issues clear and concise taskings to platoons and or elements.</p> <p>* 7. Company commander or designated representative prepares DISMOUNTED elements for tactical movement in a built-up area.</p> <p>a. Reduces the overall load of dismounted elements, if possible, due to the extreme physical requirements of the urban battlefield.</p> <p>8. Company conducts a rehearsal.</p> <p>* 9. Company commander issues a FRAGO, as necessary, to address changes to the plan identified during the rehearsal.</p> <p>10. Company enters way points into position navigation (POSNAV) equipment to aid navigation.</p> <p>*11. Company commander or designated representative and reconnaissance element conducts reconnaissance of the route, if time allows.</p>		

TASK STEPS AND PERFORMANCE MEASURES	GO	NO-GO
<p>12. Company moves using the following guidelines.</p> <ul style="list-style-type: none"> a. Moves only after defenders' fires have been suppressed or obscured, if applicable. b. Moves at night or during other periods of reduced visibility using night vision devices (NVDs). c. Moves using concealment of smoke provided by supporting vehicles or assets. <p>*13. Company commander uses FRAGOs as necessary to redirect actions of subordinate elements.</p> <p>*14. Company commander or designated representative directs DISMOUNTED movement in a built-up area.</p> <ul style="list-style-type: none"> a. Reduces the overall load of dismounted elements, if possible, due to the extreme physical requirements of the urban battlefield. b. Ensures elements move on rooftops not covered by enemy direct fires. c. Ensures elements move on covered and concealed routes, whenever possible. d. Ensures elements move along underground passages, through or behind buildings, and along walls. e. Ensures elements move in the streets, alleys, and other danger areas only when required by the situation. <ul style="list-style-type: none"> (1) Elements move in single file along the side of the street, staying close to the buildings without "hugging" walls. (2) Elements move quickly and members remain dispersed. (3) Each soldier is assigned an area to observe so that there is observation in 360 degrees and in all dimensions. (4) Elements use smoke, rubble, and debris for cover and concealment. g. Ensures subordinate leaders rotate elements, during movement, as necessary. h. Ensures company moves as two elements (movement element and overwatch element): <ul style="list-style-type: none"> (1) Moves forward; reconnoiters danger areas; and closes with the enemy. (The movement element, if terrain is open as in a wide street.) (2) Moves behind the lead element and secures the flanks and rear. [The overwatch element (the rest of the company and supporting weapons).] <p>Note: Elements moving by themselves or infiltrating may not have support elements.</p> <ul style="list-style-type: none"> i. Ensures elements cross urban danger areas using cover, concealment, speed, and overwatch. <p>Note: An element normally crosses as a dispersed group at the same time, but factors of METT-TC may cause the element leader to decide to cross in buddy teams or individually.</p> <ul style="list-style-type: none"> j. Ensures elements maintain all-round security. <ul style="list-style-type: none"> (1) Clears buildings as necessary to continue movement. (2) Identifies, reports, marks, and bypasses enemy obstacles, mines, and booby traps. <p>*15. Company commander or designated representative directs MOUNTED movement in a built-up area.</p> <ul style="list-style-type: none"> a. Ensures elements maintain close and continuous communications and coordination with dismounted element leaders. b. Ensures mounted elements follow dismounted elements that: <ul style="list-style-type: none"> (1) Act as guides during limited visibility. (2) Find, mark, breach, or find a bypass around antiarmor obstacles. 		

ARTEP 7-12-MTP

TASK STEPS AND PERFORMANCE MEASURES	GO	NO-GO
(3) Detect, suppress, or destroy enemy antiarmor positions. (4) Designate targets for armored vehicles. (5) Protect armored vehicles in close terrain. c. Ensures mounted elements provide overwatch and fire support to dismounted elements. 16. Company consolidates and reorganizes as necessary. 17. Company secures enemy prisoners of war (EPW) as required. 18. Company treats and evacuates casualties as necessary. 19. Company processes captured documents and or equipment as required. *20. Company commander reports to higher headquarters as required using FBCB2, FM, or other tactical means. 21. Company arrives at the specified location at the specified time. 22. Company continues operations as directed.		

TASK PERFORMANCE/EVALUATION SUMMARY BLOCK							
ITERATION	1	2	3	4	5	M	TOTAL
TOTAL TASK STEPS EVALUATED							
TOTAL TASK STEPS "GO"							
TRAINING STATUS "GO"/"NO-GO"							

"*" indicates a leader task step.

SUPPORTING INDIVIDUAL TASKS: NONE

SUPPORTING COLLECTIVE TASKS

Task Number	Task Title	References
07-2-2009	Conduct a Route Reconnaissance (Infantry Company)	ARTEP 7-10-MTP
07-2-2054	Reconnoiter a Built-up Area (Infantry Company)	ARTEP 7-12-MTP ARTEP 7-10-MTP
07-2-2072	Report Tactical Information (Infantry Company)	ARTEP 7-12-MTP ARTEP 7-10-MTP
07-2-3036	Integrate Indirect Fire Support (Infantry Company)	ARTEP 7-12-MTP ARTEP 7-10-MTP
07-2-4027	Handle Enemy Prisoners of War (Infantry Company)	ARTEP 7-12-MTP ARTEP 7-10-MTP
07-2-4045	Process Captured Documents and Equipment (Infantry Company)	ARTEP 7-12-MTP ARTEP 7-10-MTP ARTEP 7-12-MTP

SUPPORTING COLLECTIVE TASKS

Task Number	Task Title	References
07-2-4063	Treat and Evacuate Casualties (Antiarmor/Infantry Company)	ARTEP 7-10-MTP ARTEP 7-12-MTP ARTEP 7-91-MTP
07-2-5009	Conduct a Rehearsal (Infantry Company)	ARTEP 7-10-MTP ARTEP 7-12-MTP
07-2-5063	Conduct Risk Management (Infantry Company)	ARTEP 7-10-MTP ARTEP 7-12-MTP
07-2-5081	Conduct Troop-leading Procedures (Infantry Company)	ARTEP 7-10-MTP ARTEP 7-12-MTP
07-2-5153	Prepare for Combat (Infantry Company)	ARTEP 7-10-MTP ARTEP 7-12-MTP
07-2-6063	Maintain Operations Security (Infantry Company)	ARTEP 7-10-MTP ARTEP 7-12-MTP

OPFOR TASKS AND STANDARDS

TASK: Conduct Counterreconnaissance (07-OPFOR-0011)

CONDITION: The OPFOR is conducting operations independently or as part of a larger force. The OPFOR is ordered to deny information to the enemy reconnaissance elements by active and passive means. All necessary personnel and equipment are available.

STANDARD: The OPFOR conducts the counterreconnaissance IAW the OPORD and or commander's guidance. The OPFOR conceals friendly information through operational security measures and engages and destroys the enemy reconnaissance elements.

Note: During training exercises, the enemy commander or leader should select the size of the OPFOR element based on threat doctrine.

TASK: Execute Actions on Contact (07-OPFOR-0015)

CONDITION: The OPFOR is conducting offensive operations independently or as part of a larger force. The OPFOR makes contact with the enemy by receipt of direct fires, indirect fires, or direct observation. All assigned OPFOR equipment and personnel are available. The OPFOR has indirect fire, close air, and engineer support available.

STANDARD: The OPFOR executes actions on contact IAW the OPORD and or commander's guidance. The OPFOR conducts fire and maneuver to rapidly rout the enemy, seize the initiative, and create advantageous conditions for subsequent operations.

Note: During training exercises, the enemy commander or leader should select the size of the OPFOR element based on threat doctrine.

TASK: Conduct Sniper Operations (07-OPFOR-0017)

CONDITION: The OPFOR is conducting operations independently or as part of a larger force and is ordered to conduct sniper operations against the enemy elements. The enemy elements are occupying

ARTEP 7-12-MTP

an assembly area, conducting tactical movement, conducting a tactical road march, or are otherwise susceptible to a sniper attack. All assigned OPFOR equipment and personnel are available.

STANDARD: The OPFOR conducts sniper operations IAW the OPORD and or commander's guidance. The OPFOR snipers set up well-concealed locations and engage the enemy personnel with short bursts of semiautomatic fire. The OPFOR snipers delay or disrupt the enemy activities and or kill the enemy personnel. The OPFOR snipers prevent their position from being discovered. The OPFOR snipers report all specified intelligence requirements to higher HQ.

Note: During training exercises, the enemy commander or leader should select the size of the OPFOR element based on threat doctrine.

TASK: Maintain Operations Security (07-OPFOR-0023)

CONDITION: The OPFOR is conducting operations independently or as part of a larger force. The OPFOR prevents the enemy from obtaining information about its operations and or intent. All necessary personnel and equipment are available.

STANDARD: The OPFOR maintains operations security IAW the operation order and or commander's guidance. The OPFOR denies information to the enemy by maintaining physical security, signal security, and information security. The OPFOR identifies and eliminates indicators that can be exploited by hostile intelligence organizations.

Note: During training exercises, the enemy commander or leader should select the size of the OPFOR element based on threat doctrine.

TASK: Conduct an Ambush (07-OPFOR-0025)

CONDITION: The OPFOR is conducting operations independently or as part of a larger force. The OPFOR is directed to conduct an ambush along a suspected enemy route or avenue of approach. All assigned OPFOR equipment and personnel are available. The OPFOR has indirect fire support available.

STANDARD: The OPFOR conducts the ambush IAW the OPORD and or commander's guidance. The OPFOR conducts aggressive maneuver from concealed positions and delivers accurate coordinated fires to kill or capture enemy personnel and destroy, disable, or capture the enemy's equipment and supplies. The OPFOR withdraws from the ambush site, reorganizes and consolidates, and continues with follow-on mission.

Note: During training exercises, the enemy commander or leader should select the size of the OPFOR element based on threat doctrine.

TASK: Conduct Biological/Chemical Operations (07-OPFOR-0027)

CONDITION: The OPFOR is conducting defensive or offensive operations independently or as part of a larger force. A decision has been made to employ biological or chemical weapons. Wind and weather conditions are right for the employment of biological or chemical weapons. All assigned OPFOR equipment and personnel are available.

STANDARD: The OPFOR conducts biological and or chemical operations IAW the OPORD and or commander's guidance. The OPFOR attacks the enemy with nerve, blood, blister, choking, incapacitant, and or irritant agents or pathogenic microbes and or microorganism toxins. The OPFOR delivers agents and or toxins using aircraft, multiple rocket launchers, artillery, mines, rockets, missiles, and or special operations forces. The OPFOR causes disruption of enemy operations, suspension of operations, and or casualties.

Note: During training exercises, the enemy commander or leader should select the size of the OPFOR element based on threat doctrine.

TASK: Employ Deception Measures (07-OPFOR-0030)

CONDITION: The OPFOR is conducting operations independently or as part of a larger force. The OPFOR is ordered to employ deception measures to confuse the enemy and to prevent the enemy from determining the OPFOR intentions or activities. All assigned OPFOR equipment and personnel are available. The OPFOR has indirect fire, close air, and engineer support available.

STANDARD: The OPFOR employs deception measures IAW the OPORD and or commander's guidance. The OPFOR constructs dummy positions; simulates troop movements by such means as use of civilian vehicles to portray movement to radar or marching refugees to portray movement of troops in the rear; conducts feints or demonstrations; employs manipulative, simulative, and imitative deception electronic measures; and or avoids patterns or obvious movements that reveal the time or intent of an operation.

Note: During training exercises, the enemy commander or leader should select the size of the OPFOR element based on threat doctrine.

ARTEP 7-12-MTP

ELEMENT: RIFLE CO INF BN (BCT)

TASK: Control Civil Disturbance Operations (Antiarmor/Infantry Company) (07-2-1360)
 (FM 19-15) (FM 19-4) (FM 7-10)
 (FM 7-98) (TC 7-98-1)

ITERATION: 1 2 3 4 5 M (Circle)
COMMANDER/LEADER ASSESSMENT: T P U (Circle)

CONDITIONS: The company is conducting operations as part of a higher headquarters and has received an operation order (OPORD) or fragmentary order (FRAGO) to react to a civil disturbance in the area of operations. All necessary personnel and equipment are available. The company has communications with higher, adjacent, and subordinate elements. The company has been provided guidance on the rules of engagement (ROE) and rules of interaction (ROI). Coalition forces and noncombatants may be present in the operational environment. Some iterations of this task should be conducted during limited visibility conditions. Some iterations of this task should be performed in MOPP4.

TASK STANDARDS: The company conducts civil disturbance operations in accordance with (IAW) the tactical standing operating procedures (TSOP), the order, and or higher commander's guidance. The company commander designates a reserve force. The company disperses, contains, or blocks the crowd using the minimum level of force necessary to control the situation. The company apprehends and detains leaders of the civil disturbance and other law violators, as the situation dictates. The company complies with the ROE and ROI.

TASK STEPS AND PERFORMANCE MEASURES	GO	NO-GO
<p>* 1. Company leaders gain and or maintain situational understanding using information that is gathered from force XXI battle command brigade and below (FBCB2), frequency modulated (FM) communications, maps, intelligence summaries, situation reports (SITREPs), and other available information sources.</p> <p>* 2. Company commander plans using troop-leading procedures.</p> <p style="margin-left: 20px;">a. Coordinates for all relevant information surrounding the disturbance.</p> <p>Note: The platoon leader's information requirements may include: previous civil disturbances and how they were handled, potential flash points (words or actions that will increase tension), key persons, potential weapons, numbers of personnel involved, tactics employed by similar crowds, crowd's issues and objectives.</p> <p style="margin-left: 20px;">b. Determines specific constraints on use of force (for example, ROE, ROI, mission instructions).</p> <p style="margin-left: 20px;">c. Conducts risk assessment for mission and force, (for example, estimated size of crowd, suspected weapons, extent of local support that crowd may have in comparison to unit capabilities).</p> <p style="margin-left: 20px;">d. Determines commander's critical information requirements (CCIR) and own intelligence priorities.</p> <p style="margin-left: 20px;">e. Issues warning order to platoons and or company support sections and attached elements (for example combat camera teams, psychological operations (PSYOP) team, military working dog (MWD)).</p> <p style="margin-left: 20px;">f. Describes the ROE and policy on use of force to unit personnel.</p> <p style="margin-left: 20px;">g. Ensures clear understanding of procedures to process captured equipment, weapons and or detainees.</p> <p>3. Company headquarters determines external support requirements.</p> <p style="margin-left: 20px;">a. Coordinates for police assistance in apprehension and or detention of civilian personnel.</p> <p style="margin-left: 20px;">b. Coordinates for disposition of evidence.</p>		

TASK STEPS AND PERFORMANCE MEASURES	GO	NO-GO
<p>c. Coordinates for support such as interpreters, special reaction team (SRT), hostage negotiators, military working dogs (MWD) teams, PSYOP teams, civil affairs (CA) teams, host nations support, combat camera teams, and public affairs officer (PAO).</p> <p>d. Coordinates for special equipment (for example, bullhorns, face shields, batons, and Class V [for example, nonlethal munitions]).</p> <p>* 4. Company commander coordinates with the battalion SRT commander. As a minimum the company commander coordinates the following:</p> <ol style="list-style-type: none"> a. Confirms SRT radio frequencies, call signs, and recognition signals. b. Identifies probable link-up points. c. Confirms link-up procedures. d. Confirms battle hand off procedures. e. Confirms procedures for transfer of information. <p>* 5. Company commander briefs platoon leaders and soldiers on ROE and ROI.</p> <ol style="list-style-type: none"> a. Reviews use of minimum force required to control the situation. b. Identifies available nonlethal methods and capabilities. c. States under what conditions deadly force is authorized. d. States the importance of individual restraint and discipline in dealing with crowds. e. Reviews procedures for medical evacuation of US and other personnel. <p>* 6. Company commander and first sergeant (1SG) conduct and or supervise rehearsals.</p> <ol style="list-style-type: none"> a. Inspect soldiers with emphasis on civil disturbance equipment. b. Verify leaders and soldiers understanding of ROE and ROI. c. Verify that soldiers understand how to respond to "overmatch" situations. <p>* 7. Company commander supervises the civil disturbance operation.</p> <ol style="list-style-type: none"> a. Employs crowd control formations. <ol style="list-style-type: none"> (1) Employs line formation. (2) Employs wedge formation. (3) Employs echelon formation. (4) Employs circle formation. (5) Employs diamond formation. b. Directs apprehension of instigators and other leaders of the disturbance as circumstances permit. c. Maintains discipline among soldiers. d. Apprehends leaders or instigators of the disturbance as the situation permits. e. Supervises and or directs use of weapons IAW ROE. f. Reacts to special threats (such as bombings, snipers, or hostage situations). g. Supervises the emplacement of barriers. h. Controls actions of special teams PSYOP teams, PAO teams, CA teams, MWD teams, combat camera teams and host nation support). i. Maintains communication with all elements to include the SRT. j. Provides timely, accurate situation reports (SITREPs) to higher headquarters. k. Maintains unit cohesion. l. Monitors the situation to include indications of whether or not the confrontation is escalating in terms of size or violence. m. Determines when the unit is in danger of being overmatched by the crowd. <p>Note: A unit is overmatched when it can no longer maintain control over the situation due to the size or ferocity of the crowd or, the weapons being used.</p>		

ARTEP 7-12-MTP

TASK STEPS AND PERFORMANCE MEASURES	GO	NO-GO
n. Calls for reinforcements. o. Directs link up with SRT. p. Employs the SRT as part of the company or, responds to orders of SRT commander, depending on decision of battalion commander. 8. Company consolidates and reorganizes. a. Accounts for personnel and equipment. b. Treats and evacuates casualties. c. Reports IAW order and or TSOP. 9. Company secures detained persons as required. 10. Company secures captured documents and confiscated equipment or weapons IAW TSOP, order, and or guidance from higher headquarters. 11. Company continues operations as directed.		

TASK PERFORMANCE/EVALUATION SUMMARY BLOCK							
ITERATION	1	2	3	4	5	M	TOTAL
TOTAL TASK STEPS EVALUATED							
TOTAL TASK STEPS "GO"							
TRAINING STATUS "GO"/"NO-GO"							

"*" indicates a leader task step.

SUPPORTING INDIVIDUAL TASKS: NONE

SUPPORTING COLLECTIVE TASKS

Task Number	Task Title	References
07-2-2063	Report Tactical Information (Antiarmor Company/Platoon)	ARTEP 7-91-MTP
07-2-2072	Report Tactical Information (Infantry Company)	ARTEP 7-10-MTP
07-2-4045	Process Captured Documents and Equipment (Infantry Company)	ARTEP 7-12-MTP ARTEP 7-10-MTP
07-2-4054	Secure Civilians During Operations (Antiarmor/Infantry Company)	ARTEP 7-12-MTP ARTEP 7-10-MTP
07-2-5000	Conduct a Rehearsal (Antiarmor Company/Platoon)	ARTEP 7-12-MTP ARTEP 7-91-MTP
07-2-5009	Conduct a Rehearsal (Infantry Company)	ARTEP 7-10-MTP ARTEP 7-12-MTP
07-2-5018	Conduct Consolidation and Reorganization (Antiarmor Company/Platoon)	ARTEP 7-91-MTP
07-2-5027	Conduct Consolidation and Reorganization (Infantry Company)	ARTEP 7-10-MTP ARTEP 7-12-MTP

SUPPORTING COLLECTIVE TASKS

Task Number	Task Title	References
07-2-5054	Conduct Risk Management (Antiarmor Company/Platoon)	ARTEP 7-91-MTP
07-2-5063	Conduct Risk Management (Infantry Company)	ARTEP 7-10-MTP
07-2-5072	Conduct Troop-leading Procedures (Antiarmor Company/Platoon)	ARTEP 7-12-MTP ARTEP 7-91-MTP
07-2-5081	Conduct Troop-leading Procedures (Infantry Company)	ARTEP 7-10-MTP ARTEP 7-12-MTP

OPFOR TASKS AND STANDARDS

TASK: Delete (07-OPFOR-3007)

CONDITION: Local civilians are protesting an incident involving US forces in the area. They assemble and do not respond to directions to disperse. They are prepared to perform a variety of disruptive/hostile actions, ranging from nonviolent civil protest to armed resistance.

STANDARD: Special operations forces/sympathizers are used to encourage civilians to disrupt operations/cause a disturbance by performing disruptive/hostile actions.

ARTEP 7-12-MTP

ELEMENT: RIFLE CO INF BN (BCT)

TASK: Cross a Water Obstacle (Dismounted) (Infantry Company) (07-2-1369)
 (FM 7-10) (FM 100-55) (FM 101-5)
 (FM 101-5-1) (FM 101-5-2) (FM 21-60)
 (FM 24-35) (FM 24-35-1) (FM 7-12 (3-21.11))
 (FM 7-85)

ITERATION: 1 2 3 4 5 (Circle)
COMMANDER/LEADER ASSESSMENT: T P U (Circle)

CONDITIONS: The company is conducting operations as part of a larger force and has received an operation order (OPORD) or fragmentary order (FRAGO) to conduct an operation. The company encounters a water obstacle that it must cross in order to accomplish the assigned mission. The company halts short of the water obstacle and establishes security. The company has both nonswimmers and weak swimmers. Boats are not available. The company must provide its own security. Enemy opposition is expected. All necessary personnel and equipment are available. The company has been provided guidance on the rules of engagement (ROE) and rules of interaction (ROI). Coalition forces and noncombatants may be present in the operational environment. Some iterations of this task should be conducted during limited visibility conditions. This task should not be trained in MOPP4.

TASK STANDARDS: The company crosses the water obstacle in accordance with (IAW) the tactical standing operating procedures (TSOP), the order, and or higher commander's guidance. The company leader identifies weak or nonswimmers and pairs them with good swimmers. The company provides near and far side security. The company treats the water obstacle as a danger area.

TASK STEPS AND PERFORMANCE MEASURES	GO	NO-GO
<p>Note: A company will normally cross a water obstacle under fire as part of a higher headquarters.</p> <ul style="list-style-type: none"> * 1. Company commander gains and or maintains situational understanding using information that is gathered from force XXI battle command brigade and below (FBCB2), frequency modulated (FM) communications, maps, intelligence summaries, situation reports (SITREPs), and other available information sources. 2. Company identifies a water obstacle by digital or conventional map and or by observation. * 3. Company commander treats the crossing as a danger area. <ul style="list-style-type: none"> a. Stops the company short of the tentative crossing site. b. Sets up security. c. Assigns responsibilities for near side and far side security. * 4. Company commander confirms friendly and enemy situations. <ul style="list-style-type: none"> a. Receives an updated digital report showing the location of forward and adjacent friendly elements, if applicable. b. Receives an updated enemy situational template for added fratricide prevention and increased force protection, if applicable. c. Clarifies priority intelligence requirement (PIR) requirements, if any. * 5. Company commander plans the crossing using troop-leading procedures. <ul style="list-style-type: none"> a. Considers the enemy's capabilities, likely courses of action (COAs), and specific weapons capabilities. b. Conducts a digital and or conventional map reconnaissance. <ul style="list-style-type: none"> (1) Identifies tentative rally points. (2) Identifies tentative, security, and support by fire positions. 		

TASK STEPS AND PERFORMANCE MEASURES	GO	NO-GO
<p>(3) Identifies likely enemy avenues of approach.</p> <p>(4) Identifies primary and alternate crossing sites supporting the tactical plan based on map reconnaissance, patrols, or other information.</p> <p>(5) Identifies routes to and from rally points and crossing site.</p> <p>(6) Marks tentative dismount points on digital and conventional maps as appropriate.</p> <p>c. Selects a tentative method for crossing.</p> <p>d. Plans and coordinates indirect fire support and or close air support, if available.</p> <p>(1) Includes smoke and suppressive fire.</p> <p>e. Identifies direct fire responsibilities.</p> <p>f. Organizes the company as necessary to accomplish the mission and or compensate for combat losses.</p> <p>(1) Ensures weak or non swimmers are identified and paired with good swimmers in their platoon, if possible.</p> <p>(2) Designates a security element for crossing site.</p> <p>(3) Designates a security element for the rally point, if required.</p> <p>(4) Designates ground guides, if required.</p> <p>g. Selects a rally point for stay-behind elements (includes vehicles), if required.</p> <p>h. Establishes abort criteria.</p> <p>(1) Develops and or selects emergency signals in case the crossing must be aborted.</p> <p>i. Develops control measures as appropriate.</p> <p>j. Addresses actions on chance contact with the enemy.</p> <p>* 6. Company commander disseminates digital reports (if applicable), overlays, and other pertinent information to each squad to keep them abreast of the situation.</p> <p>* 7. Company commander or designated representative acts as crossing site commander.</p> <p>* 8. Company commander issues orders and instructions to include ROE and ROI.</p> <p>a. Issues clear and concise taskings to platoons and or elements.</p> <p>9. Company conducts a rehearsal.</p> <p>10. Company enters way points into positive navigation (POSNAV) equipment to aid navigation.</p> <p>*11. Company commander or designated representative and key company personnel conduct a reconnaissance and select the crossing site providing the best cover and concealment.</p> <p>a. Select a site that has at least one strong, well-rooted tree or similar anchor point on each side of the obstacle.</p> <p>b. Select a site that has low banks and is shallow enough at the bank to permit a soldier to wade in or out of the water.</p> <p>c. Select a site that has good positions for security on each flank and that provides cover, concealment, observation, and fields of fire.</p> <p>d. Designates overwatch and support-by-fire positions.</p> <p>e. Leaves a security element at the crossing site.</p> <p>f. Returns to company position.</p> <p>*12. Company commander adjusts the plan based on updated intelligence and reconnaissance effort.</p> <p>*13. Company commander updates the enemy situation.</p>		

TASK STEPS AND PERFORMANCE MEASURES	GO	NO-GO
<p>*14. Company commander disseminates updated digital reports (if applicable), overlays, and other pertinent information.</p> <p>*15. Company commander directs the company to prepare.</p> <ul style="list-style-type: none"> a. Waterproofs all water sensitive items. b. Unblouses trousers. c. Unbuckles chin straps on helmets. <p>*16. Company commander coordinates/synchronizes actions of subordinate elements.</p> <p>*17. Company commander uses FRAGOs as necessary to redirect actions of subordinate elements.</p> <p>18. Security team moves to and secures the near side of the crossing site.</p> <p>19. Company moves tactically to the crossing point.</p> <p>20. Company reacts to contact as necessary.</p> <p>21. Far-side security team crosses the water obstacle, using the selected technique.</p> <ul style="list-style-type: none"> a. Sets up far-side security. b. Assists the remainder of the company in crossing the obstacle and directs them to security positions on the far side. <p>22. Company elements cross using one of the following techniques.</p> <ul style="list-style-type: none"> a. Swimming. b. Rope bridge. c. Poncho rafts. d. Waterproof bags. e. Empty canteens. f. Water wings (made from extra trousers). <p>23. Once company elements are across and equipment is gathered, the near side security team crosses and rejoins the company, if required.</p> <p>24. Company consolidates and reorganizes on the far side of the water obstacle.</p> <ul style="list-style-type: none"> a. Accounts for all personnel and equipment. b. Secures enemy prisoners of war (EPW) as required. c. Treats and evacuates casualties. d. Secures/processes captured documents and or equipment as required. <p>*25. Company commander forwards a situation report (SITREP) to higher headquarters using FBCB2, FM, or other tactical means.</p> <p>26. Company moves out of the area of the water obstacle as soon as possible and continues the mission.</p>		

TASK PERFORMANCE/EVALUATION SUMMARY BLOCK							
ITERATION	1	2	3	4	5		TOTAL
TOTAL TASK STEPS EVALUATED							
TOTAL TASK STEPS "GO"							
TRAINING STATUS "GO"/"NO-GO"							

"*" indicates a leader task step.

SUPPORTING INDIVIDUAL TASKS: NONE**SUPPORTING COLLECTIVE TASKS**

Task Number	Task Title	References
07-2-2018	Conduct an Area or Zone Reconnaissance (Infantry Company)	ARTEP 7-10-MTP
07-2-2072	Report Tactical Information (Infantry Company)	ARTEP 7-12-MTP ARTEP 7-10-MTP
07-2-3036	Integrate Indirect Fire Support (Infantry Company)	ARTEP 7-12-MTP ARTEP 7-10-MTP
07-2-4027	Handle Enemy Prisoners of War (Infantry Company)	ARTEP 7-12-MTP ARTEP 7-10-MTP
07-2-4045	Process Captured Documents and Equipment (Infantry Company)	ARTEP 7-12-MTP ARTEP 7-10-MTP
07-2-4063	Treat and Evacuate Casualties (Antiarmor/Infantry Company)	ARTEP 7-12-MTP ARTEP 7-10-MTP
07-2-5009	Conduct a Rehearsal (Infantry Company)	ARTEP 7-12-MTP ARTEP 7-91-MTP ARTEP 7-10-MTP ARTEP 7-12-MTP
07-2-5027	Conduct Consolidation and Reorganization (Infantry Company)	ARTEP 7-10-MTP
07-2-5081	Conduct Troop-leading Procedures (Infantry Company)	ARTEP 7-12-MTP ARTEP 7-10-MTP
07-2-6063	Maintain Operations Security (Infantry Company)	ARTEP 7-12-MTP ARTEP 7-10-MTP ARTEP 7-12-MTP

OPFOR TASKS AND STANDARDS: NONE

ARTEP 7-12-MTP

ELEMENT: RIFLE CO INF BN (BCT)

TASK: Defend in an Urban Environment (Infantry Company) (07-2-1378)

(FM 90-10-1)	(FM 100-55)	(FM 101-5)
(FM 101-5-1)	(FM 101-5-2)	(FM 20-3)
(FM 20-32)	(FM 21-60)	(FM 24-35)
(FM 24-35-1)	(FM 7-10)	(FM 7-12 (3-21.11))
(FM 7-85)	(FM 90-10(HTF))	(FM 90-2)

ITERATION: 1 2 3 4 5 M (Circle)

COMMANDER/LEADER ASSESSMENT: T P U (Circle)

CONDITIONS: The company is conducting operations as part of a higher headquarters and has received an operation order (OPORD) or fragmentary order (FRAGO) to conduct a defense in an urban area to prevent the enemy from gaining a foothold at a specified location and time. All necessary personnel and equipment are available. Both friendly and enemy units have indirect fire support available. The company has communications with higher, adjacent, and subordinate elements. The company has been provided guidance on the rules of engagement (ROE) and rules of interaction (ROI). Coalition forces and noncombatants may be present in the operational environment. Some iterations of this task should be conducted during limited visibility conditions. Some iterations of this task should be performed in MOPP4.

TASK STANDARDS: The company conducts the defense in accordance with (IAW) the tactical standing operating procedures (TSOP), the order, and or higher commander's guidance. The company completes all specified defensive preparations no later than (NLT) the time specified in the order. The company prevents the enemy from gaining a foothold or any penetrations of its position, prevents the enemy from moving through the area, destroys attacking enemy elements within its capability, or forces the enemy to withdraw. The company complies with the ROE and ROI.

TASK STEPS AND PERFORMANCE MEASURES	GO	NO-GO
<ul style="list-style-type: none"> * 1. Company leaders gain and or maintain situational understanding using information that is gathered from force XXI battle command brigade and below (FBCB2) (if applicable), frequency modulated (FM) communications, maps, intelligence summaries, situation reports (SITREPs), and or other available information sources. * 2. Company commander receives an OPORD or FRAGO and issues warning order (WARNO) to the company using FBCB2, FM, or other tactical means. <ul style="list-style-type: none"> a. Clarifies priority intelligence requirement (PIR) requirements. b. Confirms any changes to the company team and company task or purpose. c. Confirms any changes to the scheme of maneuver. * 3. Company commander plans using troop-leading procedures. <ul style="list-style-type: none"> a. Conducts analysis based on factors of mission, enemy, terrain and weather, troops and support available, time available, and civil considerations (METT-TC). <ul style="list-style-type: none"> (1) Considers the enemy's capabilities, likely courses of action (COAs), and specific weapons capabilities. b. Conducts a digital and or conventional map reconnaissance, if practical. <ul style="list-style-type: none"> (1) Identifies tentative objective rally point (ORP), if used and observation posts (OPs). (2) Identifies tentative, security, support by fire, and assault positions. (3) Identifies likely enemy avenues of approach. (4) Identifies routes to and from the ORP and OPs. (5) Marks tentative dismount points on digital and conventional maps as appropriate. 		

TASK STEPS AND PERFORMANCE MEASURES	GO	NO-GO
<p>(6) Marks routes between primary, alternate, and supplementary positions.</p> <p>(7) Marks withdrawal routes.</p> <p>c. Plans and coordinates indirect fire support and or close air support, if available.</p> <p>(1) Covers likely avenues of approach.</p> <p>(2) Covers obstacles.</p> <p>(3) Covers counterattack plans.</p> <p>d. Identifies direct fire responsibilities.</p> <p>e. Plans the integration of direct and indirect fires IAW higher headquarters' fire support plan.</p> <p>f. Analyzes the defensive sector to determine the best use of obstacles and supporting fires.</p> <p>g. Plans and coordinates combat service support (CSS).</p> <p>h. Prepositions supplies and equipment (depending on the length of the mission).</p> <p>(1) Prepositions the following as required.</p> <p>(a) Barrier material (sandbags, barbed wire).</p> <p>(b) Munitions (especially grenades).</p> <p>(c) Food and water.</p> <p>(d) Medical supplies.</p> <p>(e) Fire fighting equipment.</p> <p>i. Coordinates and synchronizes activities within each battlefield operating system (BOS).</p> <p>j. Coordinates with adjacent units using FBCB2, FM, or other tactical means.</p> <p>(1) Determines responsibility for overlapping enemy avenues of approach.</p> <p>(2) Exchanges information on OP locations, unit signals, and passage points.</p> <p>k. Organizes the company as necessary to accomplish the mission and or compensate for combat losses.</p> <p>(1) Designates a reserve, if required.</p> <p>l. Addresses actions on chance contact with the enemy.</p> <p>m. Develops a counterattack plan for each likely enemy situation.</p> <p>(1) Ensures the counterattack force is allocated demolitions, antiarmor assets, and extra grenades.</p> <p>(2) Designates and, if appropriate, marks routes for counterattack.</p> <p>(3) Ensures the counterattack plan is rehearsed during the day and at night.</p> <p>* 4. Company commander disseminates digital reports (if applicable), overlays, and other pertinent information to each platoon to keep them abreast of the situation.</p> <p>* 5. Company commander issues orders and instructions to include ROE and ROI.</p> <p>a. Issues clear and concise taskings to platoons/elements.</p> <p>6. Company conducts a rehearsal.</p> <p>a. Rehearses plan during the day and at night, if possible.</p> <p>7. Company enters way points into position navigation (POSNAV) equipment to aid navigation.</p> <p>8. Company moves tactically to ORP, if used.</p> <p>a. Secures ORP.</p> <p>* 9. Company commander or designated representative and reconnaissance element conducts the reconnaissance (based on factors of METT-TC).</p>		

TASK STEPS AND PERFORMANCE MEASURES	GO	NO-GO
<ul style="list-style-type: none"> a. Pinpoints the objective. b. Establishes security at the objective. c. Selects primary and alternate security, support, and assault positions. d. Selects OP positions. e. Verifies and updates intelligence information. f. Leaves a surveillance team to observe the objective. g. Returns to the ORP or company position. <p>*10. Company commander adjusts the plan based on updated intelligence and reconnaissance effort.</p> <p>*11. Company commander updates the enemy situation.</p> <p>*12. Company commander disseminates updated digital reports (if applicable), overlays, and other pertinent information.</p> <p>13. Company moves to and occupies positions and sets up security.</p> <ul style="list-style-type: none"> a. Emplaces at least one OP so the main body is warned before an enemy attack. b. Emplaces the company early warning system or devices. c. Sets up the chemical alarm system for monitoring. <p>*14. Company commander coordinates and or synchronizes actions of subordinate elements.</p> <p>*15. Company commander uses FRAGOs as necessary to redirect actions of subordinate elements.</p> <p>*16. Company commander or designated representative positions crew-served weapons and special weapons. [May include Bradley fighting vehicles (BFVs) or Infantry carrier vehicles (ICVs).]</p> <ul style="list-style-type: none"> a. Positions antiarmor weapons to cover armored avenues of approach. b. Positions machine guns/M249s to cover dismounted avenues of approach. c. Ensures weapons are mutually supporting and tied in with adjacent elements. <p>*17. Company commander or designated representative positions the company CP in a covered and concealed location.</p> <p>*18. Company commander or designated representative assigns positions to platoons and or elements.</p> <ul style="list-style-type: none"> a. Assigns each platoon and or element a position with primary and secondary sectors of fire. b. Ensures positions permit interlocking fires. c. Ensure positions are improved as time permits. <p>*19. Company commander positions himself so he can view and control the battle.</p> <p>20. Company installs wire communications, if required/directed.</p> <ul style="list-style-type: none"> a. Lays wire between the company CP and the platoons. b. Employs switchboards or hot loops as appropriate. <p>21. Company constructs barriers and obstacles to deny the enemy access to streets, underground passages, buildings, and to slow his movement (including rooftops and in all buildings).</p> <ul style="list-style-type: none"> a. Integrates barriers and or obstacles with the company's key weapons. b. Covers all barriers and obstacles by fire and or observation (both direct and indirect), mines, and booby traps. 		

TASK STEPS AND PERFORMANCE MEASURES	GO	NO-GO
<p>22. Company improves movement routes within company positions.</p> <p>a. Improves routes by digging trenches, using sewers and tunnels, creating mouse holes, and emplacing ropes for climbing and rappelling.</p> <p>23. Company conducts security and patrolling activities.</p> <p>24. Company defends against an assault.</p> <p>a. Uses direct and indirect fire to separate enemy fighting vehicles from dismounted personnel that are providing security for the vehicles.</p> <p>b. Executes the company or higher headquarters' barrier plan to impede and canalize vehicles and personnel into planned fires.</p> <p>c. Employs smoke to obscure enemy observation.</p> <p>d. Engages vehicles with organic and attached antiarmor weapons (simultaneously, if possible), command detonated mines and demolitions, and field-expedient antiarmor weapons.</p> <p>e. Commits the reserve to defeat or block a penetration, if required.</p> <p>f. Moves elements, as necessary, between primary, alternate, and supplementary positions to complete the destruction or expulsion of the enemy force.</p> <p>g. Uses direct and indirect final protective fires (FPFs) to suppress, block, and destroy dismounted enemy troop formations or force them to withdraw.</p> <p>h. Prevents the enemy from gaining a foothold or any penetrations of its position.</p> <p>i. Prevents the enemy from moving through the area.</p> <p>25. Company consolidates and reorganizes during lulls in the fighting.</p> <p>a. Transmits status reports, requests for support and resupply, and enemy information to higher headquarter's CP IAW the TSOP and current orders.</p> <p>b. Replaces damaged barriers and obstacles, repairs positions, restores communications, and posts OPs that were withdrawn during the engagement.</p> <p>c. Resumes security and patrolling activities.</p> <p>d. Continues to defend until a change of mission is received.</p> <p>26. Company secures enemy prisoners of war (EPW) as required.</p> <p>27. Company treats and evacuates casualties.</p> <p>28. Company processes captured documents and or equipment as required.</p> <p>29. Company continues operations as directed.</p>		

TASK PERFORMANCE/EVALUATION SUMMARY BLOCK							
ITERATION	1	2	3	4	5	M	TOTAL
TOTAL TASK STEPS EVALUATED							
TOTAL TASK STEPS "GO"							
TRAINING STATUS "GO"/"NO-GO"							

"*" indicates a leader task step.

SUPPORTING INDIVIDUAL TASKS: NONE

ARTEP 7-12-MTP**SUPPORTING COLLECTIVE TASKS**

Task Number	Task Title	References
07-2-1315	Conduct Patrol Operations (Infantry Company)	ARTEP 7-10-MTP ARTEP 7-12-MTP
07-2-1351	Conduct Tactical Movement in a Built-up Area (Infantry Company)	ARTEP 7-10-MTP ARTEP 7-12-MTP
07-2-1387	Employ a Reserve Force (Infantry Company)	ARTEP 7-10-MTP ARTEP 7-12-MTP
07-2-1396	Employ Obstacles (Infantry Company)	ARTEP 7-10-MTP ARTEP 7-12-MTP
07-2-2054	Reconnoiter a Built-up Area (Infantry Company)	ARTEP 7-10-MTP ARTEP 7-12-MTP
07-2-2072	Report Tactical Information (Infantry Company)	ARTEP 7-10-MTP ARTEP 7-12-MTP
07-2-3036	Integrate Indirect Fire Support (Infantry Company)	ARTEP 7-10-MTP ARTEP 7-12-MTP
07-2-4027	Handle Enemy Prisoners of War (Infantry Company)	ARTEP 7-10-MTP ARTEP 7-12-MTP
07-2-4045	Process Captured Documents and Equipment (Infantry Company)	ARTEP 7-10-MTP ARTEP 7-12-MTP
07-2-4054	Secure Civilians During Operations (Antiarmor/Infantry Company)	ARTEP 7-10-MTP ARTEP 7-12-MTP
07-2-4063	Treat and Evacuate Casualties (Antiarmor/Infantry Company)	ARTEP 7-10-MTP ARTEP 7-91-MTP ARTEP 7-12-MTP
07-2-5009	Conduct a Rehearsal (Infantry Company)	ARTEP 7-10-MTP ARTEP 7-12-MTP
07-2-5027	Conduct Consolidation and Reorganization (Infantry Company)	ARTEP 7-10-MTP ARTEP 7-12-MTP
07-2-5063	Conduct Risk Management (Infantry Company)	ARTEP 7-10-MTP ARTEP 7-12-MTP
07-2-5081	Conduct Troop-leading Procedures (Infantry Company)	ARTEP 7-10-MTP ARTEP 7-12-MTP
07-2-5135	Operate a Command Post (Antiarmor/Infantry Company)	ARTEP 7-10-MTP ARTEP 7-12-MTP
07-2-5153	Prepare for Combat (Infantry Company)	ARTEP 7-10-MTP ARTEP 7-12-MTP ARTEP 7-91-MTP
07-2-6045	Employ Camouflage, Concealment, and Deception Techniques (Infantry Company)	ARTEP 7-10-MTP ARTEP 7-12-MTP

SUPPORTING COLLECTIVE TASKS

Task Number	Task Title	References
07-2-6063	Maintain Operations Security (Infantry Company)	ARTEP 7-12-MTP ARTEP 7-10-MTP ARTEP 7-12-MTP

OPFOR TASKS AND STANDARDS

TASK: Conduct Reconnaissance (07-OPFOR-0010)

CONDITION: The OPFOR is conducting operations independently or as part of a larger force. The OPFOR is directed to obtain tactical information pertaining to enemy's location, disposition, intent, and or activities. All assigned OPFOR equipment and personnel are available. The OPFOR has engineer support available.

STANDARD: The OPFOR conducts the reconnaissance mission by penetrating the enemy's outposts with mounted or dismounted patrols, and obtaining and reporting required information IAW the OPORD and or commander's guidance. The OPFOR maintains focus; continuity; aggressiveness; timeliness; camouflage, concealment, and deception; accuracy; and reliability. The OPFOR reconnaissance elements complete the reconnaissance mission undetected.

Note: During training exercises, the enemy unit commander or leader should select the size of the OPFOR element based on threat doctrine.

TASK: Conduct an Attack (07-OPFOR-0012)

CONDITION: The OPFOR is conducting operations independently or as part of a larger force. The OPFOR has determined that the enemy element is occupying defensive positions, conducting convoy operations, occupying an assembly or rear area, or is otherwise susceptible to attack. All assigned enemy equipment and personnel are available. Indirect fire support is available.

STANDARD: The OPFOR conducts an attack IAW the OPORD and or commander's guidance. The OPFOR executes the attack by completely neutralizing, destroying, deceiving, or disrupting the enemy element at the designated time and location specified in the operation order and or commander's guidance.

Note: During training exercises, the enemy commander or leader should select the size of the OPFOR element based on threat doctrine.

TASK: Conduct Sniper Operations (07-OPFOR-0017)

CONDITION: The OPFOR is conducting operations independently or as part of a larger force and is ordered to conduct sniper operations against the enemy elements. The enemy elements are occupying an assembly area, conducting tactical movement, conducting a tactical road march, or are otherwise susceptible to a sniper attack. All assigned OPFOR equipment and personnel are available.

STANDARD: The OPFOR conducts sniper operations IAW the OPORD and or commander's guidance. The OPFOR snipers set up well-concealed locations and engage the enemy personnel with short bursts of semiautomatic fire. The OPFOR snipers delay or disrupt the enemy activities and or kill the enemy personnel. The OPFOR snipers prevent their position from being discovered. The OPFOR snipers report all specified intelligence requirements to higher HQ.

ARTEP 7-12-MTP

Note: During training exercises, the enemy commander or leader should select the size of the OPFOR element based on threat doctrine.

TASK: Conduct a Counterattack (07-OPFOR-0028)

CONDITION: The OPFOR is conducting operations independently or as part of a larger force. The OPFOR has been ordered to counterattack following a disrupted or halted enemy penetration attempt or while the enemy is consolidating and reorganizing on the objective. All assigned OPFOR equipment and personnel are available. The OPFOR has indirect fire and engineer support available. The OPFOR has gained air superiority.

STANDARD: The OPFOR conducts the counterattack IAW the OPORD and or commander's guidance. The OPFOR uses short, intense artillery and air preparation, attacks the enemy flanks or rear, and or exploits gaps and ruptures in the enemy formations. The OPFOR prevents consolidation and reorganization and evacuation of wounded enemy personnel. The OPFOR gains/regains terrain and destroys or captures the remaining enemy personnel and equipment.

Note: During training exercises, the enemy commander or leaders should select the size of the OPFOR element based on threat doctrine.

TASK: Employ Deception Measures (07-OPFOR-0030)

CONDITION: The OPFOR is conducting operations independently or as part of a larger force. The OPFOR is ordered to employ deception measures to confuse the enemy and to prevent the enemy from determining the OPFOR intentions or activities. All assigned OPFOR equipment and personnel are available. The OPFOR has indirect fire, close air, and engineer support available.

STANDARD: The OPFOR employs deception measures IAW the OPORD and or commander's guidance. The OPFOR constructs dummy positions; simulates troop movements by such means as use of civilian vehicles to portray movement to radar or marching refugees to portray movement of troops in the rear; conducts feints or demonstrations; employs manipulative, simulative, and imitative deception electronic measures; and or avoids patterns or obvious movements that reveal the time or intent of an operation.

Note: During training exercises, the enemy commander or leader should select the size of the OPFOR element based on threat doctrine.

ARTEP 7-12-MTP

TASK STEPS AND PERFORMANCE MEASURES	GO	NO-GO
<p>a. Provides reserve priorities for planning. Note: When the reserve does not include a platoon headquarters, the executive officer (XO) or first sergeant (1SG) may be designated as the reserve leader.</p> <p>6. Company conducts a rehearsal.</p> <p>* 7. Company commander issues a FRAGO, as necessary, to address changes to the plan identified during the rehearsal.</p> <p>* 8. Company commander positions reserve force at a location where they can execute their mission in the priority that they were directed for planning.</p> <p>* 9. Company commander coordinates and or synchronizes actions of the reserve force and other company elements.</p> <p>10. Company commander commits the reserve at the decisive place and time to:</p> <ul style="list-style-type: none"> a. Exploit success. b. Reinforce or maintain the momentum. c. Deal with enemy counterattacks. d. Provide security. e. Preserve the commander's flexibility. f. Conduct counterattack. <p>Note: When the reserve conducts the counterattack, it normally becomes the main effort and is given priority of fires.</p> <p>*11. Company commander commits reserves for counterattack.</p> <ul style="list-style-type: none"> a. Notifies higher headquarters commander immediately. b. Designates another reserve force. <p>12. Reserve force conducts counterattack.</p> <ul style="list-style-type: none"> a. Avoids friendly positions. b. Makes a quick decisive assault. c. Clears the penetrated area. <p>13. Company consolidates and reorganizes as necessary.</p> <p>14. Company secures enemy prisoners of war (EPW) as required.</p> <p>15. Company treats and evacuates casualties.</p> <p>16. Company processes captured documents and or equipment as required.</p> <p>17. Company continues operations as directed.</p>		

TASK PERFORMANCE/EVALUATION SUMMARY BLOCK							
ITERATION	1	2	3	4	5	M	TOTAL
TOTAL TASK STEPS EVALUATED							
TOTAL TASK STEPS "GO"							
TRAINING STATUS "GO"/"NO-GO"							

"*" indicates a leader task step.

SUPPORTING INDIVIDUAL TASKS: NONE

SUPPORTING COLLECTIVE TASKS

Task Number	Task Title	References
07-2-2072	Report Tactical Information (Infantry Company)	ARTEP 7-10-MTP
07-2-3036	Integrate Indirect Fire Support (Infantry Company)	ARTEP 7-12-MTP ARTEP 7-10-MTP
07-2-4027	Handle Enemy Prisoners of War (Infantry Company)	ARTEP 7-12-MTP ARTEP 7-10-MTP
07-2-4045	Process Captured Documents and Equipment (Infantry Company)	ARTEP 7-12-MTP ARTEP 7-10-MTP
07-2-4063	Treat and Evacuate Casualties (Antiarmor/Infantry Company)	ARTEP 7-12-MTP ARTEP 7-10-MTP
07-2-5009	Conduct a Rehearsal (Infantry Company)	ARTEP 7-12-MTP ARTEP 7-91-MTP ARTEP 7-10-MTP ARTEP 7-12-MTP
07-2-5027	Conduct Consolidation and Reorganization (Infantry Company)	ARTEP 7-10-MTP
07-2-5063	Conduct Risk Management (Infantry Company)	ARTEP 7-12-MTP ARTEP 7-10-MTP
07-2-5081	Conduct Troop-leading Procedures (Infantry Company)	ARTEP 7-12-MTP ARTEP 7-10-MTP
07-2-6063	Maintain Operations Security (Infantry Company)	ARTEP 7-12-MTP ARTEP 7-10-MTP ARTEP 7-12-MTP

OPFOR TASKS AND STANDARDS: NONE

ARTEP 7-12-MTP

ELEMENT: RIFLE CO INF BN (BCT)

TASK: Employ Obstacles (Infantry Company) (07-2-1396)

(FM 90-7)	(DA FORM 1355-1-R)	(FM 100-14)
(FM 101-5)	(FM 101-5-1)	(FM 101-5-2)
(FM 20-3)	(FM 20-32)	(FM 21-60)
(FM 24-35)	(FM 24-35-1)	(FM 5-34)
(FM 7-10)	(FM 7-12 (3-21.11))	(FM 7-85)

ITERATION: 1 2 3 4 5 M (Circle)

COMMANDER/LEADER ASSESSMENT: T P U (Circle)

CONDITIONS: The company is conducting defensive operations as part of a higher headquarters and is required to employ obstacles to disrupt, turn, fix, or block enemy forces (tactical obstacles) or to prevent surprise and give early warning of enemy advance (protective obstacles). Approval, a not later than (NLT) time for employment (minefields), and a copy of the higher headquarters' obstacle plan has been received. The company has indirect fire support available. All necessary personnel and equipment are available. The company has communications with higher, adjacent, and subordinate elements. The company has been provided guidance on the rules of engagement (ROE) and rules of interaction (ROI). Coalition forces and noncombatants may be present in the operational environment. Some iterations of this task should be conducted during limited visibility conditions. Some iterations of this task should be performed in MOPP4.

TASK STANDARDS: The company employs obstacles in accordance with (IAW) the tactical standing operating procedures (TSOP), the order, and or higher commander's guidance. Obstacles are integrated with direct and indirect fires, tied in with existing obstacles, constructed in depth, employed for surprise, and support the tactical plan. The company reports, records, and tracks obstacles as required. The company complies with the ROE and ROI.

TASK STEPS AND PERFORMANCE MEASURES	GO	NO-GO
<p>Note: Commanders subordinate to corps and divisions do not have the authority to emplace obstacles unless the higher commander gives them that authority for the current operation. (The exception is protective obstacles. Company commanders normally have the authority to emplace protective obstacles outside of obstacle zones, belts, or groups with minimal restrictions.)</p> <ul style="list-style-type: none"> * 1. Company commander gains and or maintains situational understanding using information that is gathered from force XXI battle command brigade and below (FBCB2), frequency modulated (FM) communications, maps, intelligence summaries, situation reports (SITREPs), and other available information sources. * 2. Company commander receives an OPORD or FRAGO and issues warning order (WARNO) to the company using FBCB2, FM, or other tactical means. * 3. Company commander confirms friendly and enemy situations. <ul style="list-style-type: none"> a. Receives an updated digital report showing the location of forward and adjacent friendly elements, if applicable. b. Receives an updated enemy situational template for added fratricide prevention and increased force protection, if applicable. * 4. Company commander disseminates updated digital reports (if applicable), overlays, and other pertinent information to platoons. * 5. Company commander submits the intention to emplace obstacles, if required by the higher commander. 		

TASK STEPS AND PERFORMANCE MEASURES	GO	NO-GO
<p>* 6. Company commander plans obstacles using troop-leading procedures. (May use supporting engineers when planning.) Note: Employment of deliberate protective obstacles or tactical obstacles may require engineer expertise and equipment.</p> <ul style="list-style-type: none"> a. Conducts analysis based on factors of mission, enemy, terrain and weather, troops and support available, time available, and civil considerations (METT-TC). <ul style="list-style-type: none"> (1) Considers the enemy's capabilities, likely courses of action (COAs), and specific weapons capabilities. b. Conducts a digital and or conventional map reconnaissance. <ul style="list-style-type: none"> (1) Identifies tentative obstacle positions and types, if not directed from higher headquarters. (2) Identifies likely enemy avenues of approach. (3) Identifies engagement area, battle positions, and location of weapons systems. c. Reconnoiters the terrain in front of the company position. d. Determines obstacle priorities. e. Determines resources available and necessary. f. Determines actual work sequence and time required. g. Determines task organization. h. Determines coordination required. (Engineer expertise and equipment may be required.) i. Plans for deception with possible phony minefields. j. Identifies mobility requirements (leaves lanes or gaps to allow for the following). <ul style="list-style-type: none"> (1) Patrols to enter and leave the position. (2) Counterattack and or reaction forces to move through the position. (3) Logistic and support traffic to enter and leave the position. k. Conducts a physical reconnaissance to confirm and or verify the plan. l. Coordinates obstacle locations with adjacent companies using FBCB2, FM, or other tactical means. m. Confirms and develops obstacle-control measures. <p>* 7. Company commander issues orders and instructions to include ROE and ROI.</p> <ul style="list-style-type: none"> a. Issues clear and concise instructions to platoons and or elements. <p>8. Company conducts a rehearsal.</p> <p>* 9. Company commander assigns obstacle emplacement tasks to the platoons (by sector or as a task throughout the company area).</p> <ul style="list-style-type: none"> a. Distributes an overlay to his subordinates that depicts the type and location of each protective obstacle. <ul style="list-style-type: none"> (1) Allows subordinates the flexibility to make minor changes to the plan to fit terrain, and so forth. <p>*10. Company commander implements the tactical and or protective obstacle plan.</p> <ul style="list-style-type: none"> a. Ensures obstacles support the tactical plan. b. Ensures obstacles are covered by observation and fire. c. Ensures obstacles tie in with and support the flank units, existing obstacles, and fire plans (indirect and direct). d. Ensures obstacles are deployed in depth. <p>11. Company elements construct/emplace TACTICAL obstacles.</p> <ul style="list-style-type: none"> a. Maintain security during construction. b. Employ obstacles by priority IAW OPOD. 		

TASK STEPS AND PERFORMANCE MEASURES	GO	NO-GO
<p>c. Employ obstacles in depth. d. Position obstacles outside hand grenade range. e. Site individual obstacles to achieve synchronization between the obstacle effect and fires. f. Camouflage the obstacles. g. Mark the obstacle, if a minefield. h. Record and track minefields on Department of the Army (DA) Form 1355 or 1355-1-R, as required. i. Report initiation, progress, and completion to the higher headquarters commander as required. j. Report completion of obstacles followed by a completed DA Form 1355 or 1355-1-R.</p> <p>Note: Any modular pack mine system (MOPMS) minefield used as part of an obstacle plan must be reported as a scatterable minefield.</p> <p>12. Company elements construct and or emplace PROTECTIVE obstacles. (Planning is virtually the same as for tactical obstacles.) Note: Engineers may be available to provide technical expertise and equipment, as required.</p> <p>a. Use the following guidelines. (1) Obstacles do not stand alone. (2) Owning unit is normally the emplacing unit. (3) Emplacement authority is not tied to obstacle-control measures. (4) Planning occurs at the company-team and base commander level. (5) Planning includes resourcing that is separate from tactical obstacles. (6) Obstacles are reported, recorded, and tracked. (7) Obstacles are placed outside of hand grenade distance.</p> <p>13. Company elements recover obstacles, if required. a. Recover obstacles with the same personnel who emplaced them. b. Disarm and recover mines beginning with the row nearest the friendly side, if the protective obstacle is a minefield.</p> <p>Note: Once MOPMS are dispensed, they cannot be recovered or reused. Their self destruct (SD) time can be reset 3 times, for a total SD time of 12 hours. They can also be command detonated.</p> <p>c. Ensure the security force remains with the recovery team until all obstacles are recovered.</p> <p>*14. Company commander or designated representative reports the removal of obstacles to the higher commander.</p> <p>*15. Company commander or his designated representative transfers the responsibility of obstacles, as required. a. Conducts a mutual identity check (normally only for obstacle transfer). b. Briefs receiving unit leader on local friendly and enemy situations. c. Provides a description of the obstacle, to include location, type, marking, and composition. (1) Conventional-mine fields (types of mines, fusing, and anti-handling devices [AHDs]). (2) Scatterable minefields (types of mines, duration and or SD time, and safety zone). (3) Other obstacles (booby traps and other hazards). d. Provides information on lanes, to include number, locations, marking, and closure plan or information on the reserve obstacle (if applicable). e. Briefs the receiving unit leader on coordination completed or still required with the FIST.</p>		

TASK STEPS AND PERFORMANCE MEASURES	GO	NO-GO
f. Transfers graphics and documentation (minefield records, demolition target folders, orders for the demolition guard, or other written records). g. Provides guidance on obstacle protection measures taken or required (counterreconnaissance, targeting enemy breachers, obstacle repair, or phony obstacles). h. Ensures the leader of the gaining unit (as applicable) signs an obstacle turnover or transfer report. i. Forwards a copy of the signed report, DA Form 1355 or 1355-1-R, to the higher commander.		
16. Company continues operations as directed.		

TASK PERFORMANCE/EVALUATION SUMMARY BLOCK							
ITERATION	1	2	3	4	5	M	TOTAL
TOTAL TASK STEPS EVALUATED							
TOTAL TASK STEPS "GO"							
TRAINING STATUS "GO"/"NO-GO"							

"*" indicates a leader task step.

SUPPORTING INDIVIDUAL TASKS: NONE

SUPPORTING COLLECTIVE TASKS

Task Number	Task Title	References
07-2-1342	Conduct Tactical Movement (Infantry Company)	ARTEP 7-10-MTP
07-2-2018	Conduct an Area or Zone Reconnaissance (Infantry Company)	ARTEP 7-12-MTP ARTEP 7-10-MTP
07-2-2072	Report Tactical Information (Infantry Company)	ARTEP 7-12-MTP ARTEP 7-10-MTP
07-2-3036	Integrate Indirect Fire Support (Infantry Company)	ARTEP 7-12-MTP ARTEP 7-10-MTP
07-2-5009	Conduct a Rehearsal (Infantry Company)	ARTEP 7-12-MTP ARTEP 7-10-MTP
07-2-5063	Conduct Risk Management (Infantry Company)	ARTEP 7-12-MTP ARTEP 7-10-MTP
07-2-5081	Conduct Troop-leading Procedures (Infantry Company)	ARTEP 7-12-MTP ARTEP 7-10-MTP
07-2-5153	Prepare for Combat (Infantry Company)	ARTEP 7-12-MTP ARTEP 7-10-MTP
07-2-6045	Employ Camouflage, Concealment, and Deception Techniques (Infantry Company)	ARTEP 7-12-MTP ARTEP 7-10-MTP

SUPPORTING COLLECTIVE TASKS

Task Number	Task Title	References
07-2-6063	Maintain Operations Security (Infantry Company)	ARTEP 7-10-MTP ARTEP 7-12-MTP

OPFOR TASKS AND STANDARDS

TASK: Conduct an Attack (07-OPFOR-0012)

CONDITION: The OPFOR is conducting operations independently or as part of a larger force. The OPFOR has determined that the enemy element is occupying defensive positions, conducting convoy operations, occupying an assembly or rear area, or is otherwise susceptible to attack. All assigned enemy equipment and personnel are available. Indirect fire support is available.

STANDARD: The OPFOR conducts an attack IAW the OPORD and or commander's guidance. The OPFOR executes the attack by completely neutralizing, destroying, deceiving, or disrupting the enemy element at the designated time and location specified in the operation order and or commander's guidance.

Note: During training exercises, the enemy commander or leader should select the size of the OPFOR element based on threat doctrine.

TASK: Conduct a Raid (07-OPFOR-0013)

CONDITION: The OPFOR is conducting operations independently or as part of a larger force. The OPFOR is occupying an objective rally point with orders to conduct a raid against the enemy elements. All assigned OPFOR equipment and personnel are available. The OPFOR has indirect fire support available.

STANDARD: The OPFOR executes the raid IAW the OPORD and or commander's guidance. The OPFOR uses surprise, firepower, and maneuver to destroy enemy positions, capture prisoners, capture equipment, or free prisoners friendly to the OPFOR. The OPFOR avoids decisive engagement and withdraws all personnel from the objectives within the specified time. The OPFOR obtain all required priority intelligence requirements.

Note: During training exercises, the enemy commander or leader should select the size of the OPFOR element based on threat doctrine.

TASK: Conduct Sniper Operations (07-OPFOR-0017)

CONDITION: The OPFOR is conducting operations independently or as part of a larger force and is ordered to conduct sniper operations against the enemy elements. The enemy elements are occupying an assembly area, conducting tactical movement, conducting a tactical road march, or are otherwise susceptible to a sniper attack. All assigned OPFOR equipment and personnel are available.

STANDARD: The OPFOR conducts sniper operations IAW the OPORD and or commander's guidance. The OPFOR snipers set up well-concealed locations and engage the enemy personnel with short bursts of semiautomatic fire. The OPFOR snipers delay or disrupt the enemy activities and or kill the enemy personnel. The OPFOR snipers prevent their position from being discovered. The OPFOR snipers report all specified intelligence requirements to higher HQ.

Note: During training exercises, the enemy commander or leader should select the size of the OPFOR element based on threat doctrine.

TASK: Conduct Obstacle Breach (07-OPFOR-0026)

CONDITION: The OPFOR is conducting operations independently or as part of a larger force. The OPFOR is on the offense and encounters a minefield or other obstacle that it cannot bypass. All necessary personnel and equipment are available. The OPFOR has indirect fire and close air support available.

STANDARD: The OPFOR executes the breach IAW the OPORD and or commander's guidance. The OPFOR engineers conduct reconnaissance of the obstacle and the combined arms unit breaches the obstacle.

Note: The movement support detachment has the task of mine clearing during the march.

Note: During training exercises, the enemy commander or leader should select the size of the OPFOR element based on threat doctrine.

TASK STEPS AND PERFORMANCE MEASURES	GO	NO-GO
<p>(3) Determines conditions of existing roads, railways, pipelines, waterways, and other movement corridors for use as military lines of communications (LOCs) and local civil/military movement.</p> <p>(4) Determines proximity of threat to potential civil/military facilities and installations.</p> <p>* 4. Company commander plans using troop-leading procedures.</p> <p>a. Conducts analysis based on factors of mission, enemy, terrain and weather, troops and support available, time available, and civil considerations (METT-TC).</p> <p>(1) Considers the potential enemy's capabilities, likely courses of action (COAs), and specific weapons capabilities.</p> <p>b. Conducts a digital and or conventional map reconnaissance.</p> <p>(1) Identifies location of base camp and surrounding area.</p> <p>(2) Identifies tentative security positions.</p> <p>(3) Identifies likely enemy avenues of approach.</p> <p>(4) Marks tentative dismount points on digital and conventional maps as appropriate.</p> <p>c. Plans base camp that considers the following:</p> <p>(1) Assignment of subunit sectors.</p> <p>(2) Assignment of contiguous or noncontiguous areas of operations (AO).</p> <p>(3) Other forces operating in the area.</p> <p>(4) Composition, location, and size of base camp.</p> <p>(5) Location of the command post (CP).</p> <p>(6) Distances from urban areas.</p> <p>(7) Location of possible landing zones and pickup zones.</p> <p>(8) Proximity to LOCs.</p> <p>(9) Priorities for protection of civil/military personnel, facilities, installations, and key terrain.</p> <p>(10) Visibility of forces to establish force presence.</p> <p>(11) Use of static and mobile security assets.</p> <p>(12) Fire support.</p> <p>(13) Continuous reconnaissance and security (R&S).</p> <p>(14) Security measures.</p> <p>(15) Availability of host nation support.</p> <p>(16) Combat service support (CSS).</p> <p>(a) Storage bunkers.</p> <p>(b) Maintenance and refueling areas.</p> <p>(c) Mess areas, showers, and latrines.</p> <p>(d) Aid stations.</p> <p>(e) Contracted services.</p> <p>(17) Civil affairs and or civil military operations (CMO) activities.</p> <p>(18) Assets required from battalion and higher.</p> <p>d. Organizes the company as necessary to accomplish the mission and or compensate for combat losses.</p> <p>(1) Designates a quartering party.</p> <p>(2) Designates a reserve or reserve force, if required.</p> <p>e. Addresses actions on chance contact with the enemy.</p> <p>f. Coordinates and synchronizes activities within each battlefield operating system (BOS).</p> <p>* 5. Company commander disseminates digital reports (if applicable), overlays, and other pertinent information to each element to keep them abreast of the situation.</p> <p>* 6. Company commander issues orders and instructions to include ROE and ROI.</p>		

TASK STEPS AND PERFORMANCE MEASURES	GO	NO-GO
<p>a. Issues clear and concise taskings to platoons and or elements. b. Briefs quartering party.</p> <p>7. Company conducts a rehearsal.</p> <p>* 8. Company commander issues a FRAGO, as necessary, to address changes to the plan identified during the rehearsal.</p> <p>9. Quartering party moves to base camp area using appropriate movement method (tactical road march or tactical movement) (based on METT-TC).</p> <p>a. Enters way points into position navigation (POSNAV) equipment to aid navigation. b. Assists in and or conducts reconnaissance of route to base camp area. c. Posts guides along route and at entrance of base camp as required. d. Assists in and or conducts reconnaissance of base camp area. e. Secures base camp area. f. Conducts mine clearance as required. g. Assists in/marks obstacles and mines. h. Selects and marks tentative positions IAW the order, TSOP, and or guidance. i. Establish initial coordination with local residents if required. j. Maintains surveillance and provides security of the area until the arrival of the remainder of the troop. k. Reacts to contact as required. l. Reports to main body when base camp area is secure.</p> <p>10. Main body moves to base camp area using appropriate movement method (tactical road march or tactical movement) (based on METT-TC factors).</p> <p>a. Enters way points into position navigation (POSNAV) equipment to aid navigation. b. Follows direction of guides if used. c. Occupies base camp. (1) Uses existing facilities if available and adequate. d. Reports arrival to higher headquarters as required. e. Establishes security based on factors of METT-TC. f. Reacts to contact as required. g. Submits situation reports (SITREPs) to higher headquarters as required.</p> <p>11. Company performs base camp activities.</p> <p>a. Establishes command and control operations. (1) Positions the CP in a location from which the commander can best lead his company. (a) Considers communications requirements. (b) Considers security needs for the CP. (2) Establishes company communications nets. b. Establishes and maintains a reserve force or reserve force based on threat factors if not established before. c. Conducts defense of base camp area. d. Conducts CSS activities. (1) Starts construction of needed facilities. e. Improves positions as time permits. f. Conducts informal discussions with local residents using combat intelligence/human intelligence (HUMINT) specialists. g. Takes measures to protect the force. (1) Ensure equipment, personnel, and positions are camouflaged as required.</p>		

TASK STEPS AND PERFORMANCE MEASURES	GO	NO-GO
(2) Enforces light, noise, and litter discipline. (3) Enforces proper radiotelephone procedures. (4) Establishes checkpoints. (5) Establishes and enforces effective base camp area security procedures. (6) Establishes observation posts (OPs) as required. (7) Conducts aggressive patrolling. (8) Conducts reconnaissance as necessary. h. Ensures all leaders and soldiers know how to deal effectively with broadcast and print reporters and photographers. i. Conducts negotiations required and or directed. j. Conducts presence operations required and or directed. k. Conducts civil disturbance operations required and or directed. l. Conducts compliance inspections as required and or directed. m. Reacts to terrorists and or insurgents as required. n. Conducts support operations as required and or directed. o. Secures civilians as required. p. Process captured documents and equipment as required. *12. Company commander keeps the next higher commander informed of status of base camp area occupation and development.		

TASK PERFORMANCE/EVALUATION SUMMARY BLOCK							
ITERATION	1	2	3	4	5	M	TOTAL
TOTAL TASK STEPS EVALUATED							
TOTAL TASK STEPS "GO"							
TRAINING STATUS "GO"/"NO-GO"							

"*" indicates a leader task step.

SUPPORTING INDIVIDUAL TASKS: NONE

SUPPORTING COLLECTIVE TASKS

Task Number	Task Title	References
07-2-1189	Conduct a Tactical Road March (Infantry Company) (Dismounted)	ARTEP 7-10-MTP
07-2-1315	Conduct Patrol Operations (Infantry Company)	ARTEP 7-12-MTP ARTEP 7-10-MTP
07-2-1324	Conduct Area Security Operations	ARTEP 7-12-MTP ARTEP 7-10-MTP ARTEP 7-12-MTP ARTEP 7-91-MTP
07-2-1342	Conduct Tactical Movement (Infantry Company)	ARTEP 7-10-MTP
07-2-1351	Conduct Tactical Movement in a Built-up Area (Infantry Company)	ARTEP 7-12-MTP ARTEP 7-10-MTP
		ARTEP 7-12-MTP

ARTEP 7-12-MTP**SUPPORTING COLLECTIVE TASKS**

Task Number	Task Title	References
07-2-1360	Control Civil Disturbance Operations (Antiarmor/Infantry Company)	ARTEP 7-10-MTP ARTEP 7-12-MTP ARTEP 7-91-MTP
07-2-1387	Employ a Reserve Force (Infantry Company)	ARTEP 7-10-MTP ARTEP 7-12-MTP
07-2-1414	Establish Checkpoints and or Roadblocks (Antiarmor/Infantry Company)	ARTEP 7-10-MTP ARTEP 7-12-MTP ARTEP 7-91-MTP
07-2-1468	Take Action on Contact (Infantry Company)	ARTEP 7-10-MTP ARTEP 7-12-MTP
07-2-2009	Conduct a Route Reconnaissance (Infantry Company)	ARTEP 7-10-MTP ARTEP 7-12-MTP
07-2-2018	Conduct an Area or Zone Reconnaissance (Infantry Company)	ARTEP 7-10-MTP ARTEP 7-12-MTP
07-2-2027	Establish Observation Posts (Infantry Company)	ARTEP 7-10-MTP ARTEP 7-12-MTP
07-2-2054	Reconnoiter a Built-up Area (Infantry Company)	ARTEP 7-10-MTP ARTEP 7-12-MTP
07-2-2072	Report Tactical Information (Infantry Company)	ARTEP 7-10-MTP ARTEP 7-12-MTP
07-2-3036	Integrate Indirect Fire Support (Infantry Company)	ARTEP 7-10-MTP ARTEP 7-12-MTP
07-2-4000	Conduct Resupply Operations (Antiarmor/Infantry Company)	ARTEP 7-10-MTP ARTEP 7-12-MTP ARTEP 7-91-MTP
07-2-4045	Process Captured Documents and Equipment (Infantry Company)	ARTEP 7-10-MTP ARTEP 7-12-MTP
07-2-4054	Secure Civilians During Operations (Antiarmor/Infantry Company)	ARTEP 7-10-MTP ARTEP 7-12-MTP ARTEP 7-91-MTP
07-2-5009	Conduct a Rehearsal (Infantry Company)	ARTEP 7-10-MTP ARTEP 7-12-MTP
07-2-5045	Conduct Negotiations (Infantry Company)	ARTEP 7-10-MTP ARTEP 7-12-MTP
07-2-5063	Conduct Risk Management (Infantry Company)	ARTEP 7-10-MTP ARTEP 7-12-MTP
07-2-5081	Conduct Troop-leading Procedures (Infantry Company)	ARTEP 7-10-MTP ARTEP 7-12-MTP

SUPPORTING COLLECTIVE TASKS

Task Number	Task Title	References
07-2-5090	Establish Communications (Infantry Company)	ARTEP 7-10-MTP
07-2-5135	Operate a Command Post (Antiarmor/Infantry Company)	ARTEP 7-12-MTP ARTEP 7-10-MTP
07-2-5153	Prepare for Combat (Infantry Company)	ARTEP 7-12-MTP ARTEP 7-91-MTP ARTEP 7-10-MTP ARTEP 7-12-MTP
07-2-6045	Employ Camouflage, Concealment, and Deception Techniques (Infantry Company)	ARTEP 7-10-MTP
07-2-6063	Maintain Operations Security (Infantry Company)	ARTEP 7-12-MTP ARTEP 7-10-MTP
		ARTEP 7-12-MTP

OPFOR TASKS AND STANDARDS

TASK: Conduct Reconnaissance (07-OPFOR-0010)

CONDITION: The OPFOR is conducting operations independently or as part of a larger force. The OPFOR is directed to obtain tactical information pertaining to enemy's location, disposition, intent, and or activities. All assigned OPFOR equipment and personnel are available. The OPFOR has engineer support available.

STANDARD: The OPFOR conducts the reconnaissance mission by penetrating the enemy's outposts with mounted or dismounted patrols, and obtaining and reporting required information IAW the OPORD and or commander's guidance. The OPFOR maintains focus; continuity; aggressiveness; timeliness; camouflage, concealment, and deception; accuracy; and reliability. The OPFOR reconnaissance elements complete the reconnaissance mission undetected.

Note: During training exercises, the enemy unit commander or leader should select the size of the OPFOR element based on threat doctrine.

TASK: Conduct Terrorist and Saboteur Attacks (07-OPFOR-0016)

CONDITION: The OPFOR are conducting operations independently or as part of a larger force. The OPFOR has dispatched small teams into the enemy rear area to disrupt combat service support operations. All necessary personnel and equipment are available. The OPFOR has indirect fire support available.

STANDARD: The OPFOR locates the enemy rear support bases and command and control facilities. The OPFOR destroys supplies and equipment, delays and disrupts combat service support operations, and or inflicts casualties through probes IAW the operation order and or commander's guidance.

TASK: Conduct Sniper Operations (07-OPFOR-0017)

CONDITION: The OPFOR is conducting operations independently or as part of a larger force and is ordered to conduct sniper operations against the enemy elements. The enemy elements are occupying an assembly area, conducting tactical movement, conducting a tactical road march, or are otherwise susceptible to a sniper attack. All assigned OPFOR equipment and personnel are available.

ARTEP 7-12-MTP

STANDARD: The OPFOR conducts sniper operations IAW the OPORD and or commander's guidance. The OPFOR snipers set up well-concealed locations and engage the enemy personnel with short bursts of semiautomatic fire. The OPFOR snipers delay or disrupt the enemy activities and or kill the enemy personnel. The OPFOR snipers prevent their position from being discovered. The OPFOR snipers report all specified intelligence requirements to higher HQ.

Note: During training exercises, the enemy commander or leader should select the size of the OPFOR element based on threat doctrine.

TASK: Conduct Infiltration/Exfiltration (07-OPFOR-0018)

CONDITION: The OPFOR is conducting operations independently or as part of a larger force. The OPFOR infiltrates/exfiltrates personnel through the enemy lines. All necessary personnel and equipment are available.

STANDARD: The OPFOR conducts the infiltration/exfiltration IAW the operation order and or the commander's guidance. The OPFOR determines gaps in the enemy's lines/defenses and infiltrates/exfiltrates without being detected. The OPFOR accomplishes the commander's intent (gains information, attacks a position from the rear, conducts raids or ambushes, captures prisoners, seizes key terrain, or aids the main attack).

Note: During training exercises, the enemy commander or leader should select the size of the OPFOR element based on threat doctrine.

ELEMENT: RIFLE CO INF BN (BCT)

TASK: Establish Checkpoints and or Roadblocks (Antiarmor/Infantry Company) (07-2-1414)

(FM 90-10(HTF))	(FM 100-55)	(FM 101-5)
(FM 101-5-1)	(FM 101-5-2)	(FM 20-3)
(FM 21-60)	(FM 24-35)	(FM 24-35-1)
(FM 7-10)	(FM 7-85)	(FM 90-10-1)

ITERATION: 1 2 3 4 5 M (Circle)

COMMANDER/LEADER ASSESSMENT: T P U (Circle)

CONDITIONS: The company is conducting operations as part of a higher headquarters and has received an operation order (OPORD) or fragmentary order (FRAGO) to establish checkpoints and or roadblocks at the locations specified. All necessary personnel and equipment are available. Higher headquarters designates a reserve force. The company has communications with higher, adjacent, and subordinate elements. The company has been provided guidance on the rules of engagement (ROE) and rules of interaction (ROI). Coalition forces and noncombatants may be present in the operational environment. Some iterations of this task should be conducted during limited visibility conditions. Some iterations of this task should be performed in MOPP4.

TASK STANDARDS: The company establishes checkpoints and or roadblocks in accordance with (IAW) the tactical standing operating procedures (TSOP), the order, and or higher commander's guidance. The company commander assigns one platoon to each checkpoint. The position and orientation of barriers prevents passage or limits entry and exit by personnel and vehicles in, to, or from the specified area. The company complies with the ROE and ROI.

TASK STEPS AND PERFORMANCE MEASURES	GO	NO-GO
<ul style="list-style-type: none"> * 1. Company leaders gain and or maintain situational understanding using information that is gathered from force XXI battle command brigade and below (FBCB2), frequency modulated (FM) communications, maps, intelligence summaries, situation reports (SITREPs), and other available information sources. * 2. Company commander receives an OPOrd or FRAGO and issues warning order (WARNO) to the company using FBCB2, FM, or other tactical means. * 3. Company commander confirms friendly and enemy situations. <ul style="list-style-type: none"> a. Receives an updated digital report showing the location of forward and adjacent friendly elements, if applicable. b. Receives an updated enemy situational template for added fratricide prevention and increased force protection, if applicable. c. Clarifies priority intelligence requirement (PIR) requirements. d. Confirms any changes to the higher headquarters and company task or purpose. * 4. Company commander plans using troop-leading procedures. <ul style="list-style-type: none"> a. Conducts a digital and or conventional map reconnaissance. <ul style="list-style-type: none"> (1) Identifies general location of checkpoints and or roadblocks, if not assigned by higher headquarters. (2) Identifies likely avenues of approach. (3) Marks tentative dismount points on digital and conventional maps as appropriate. b. Confirms the purpose of the checkpoints and or roadblocks. c. Confirms whether the checkpoints and or roadblocks will be deliberate or hasty. 		

TASK STEPS AND PERFORMANCE MEASURES	GO	NO-GO
<p>d. Identifies force requirements to execute the mission.</p> <p>(1) Requests civil police or female military police (MP) support to conduct female searches if possible and or practical.</p> <p>e. Requests additional assets required to establish and operate the checkpoint and or roadblock; for example, engineer support, military working dog (MWD) team, light sets, and so forth.</p> <p>f. Plans and coordinates indirect fire support, if required (for example, illumination).</p> <p>g. Identifies direct fire responsibilities, if applicable.</p> <p>h. Ensures checkpoints and or roadblocks are covered by fire.</p> <p>i. Ensures company is organized to accomplish the mission and or compensate for combat losses.</p> <p>(1) Includes vehicle search teams.</p> <p>(2) Includes personnel search teams.</p> <p>(a) Uses civil authorities or female soldiers for female searches if possible.</p> <p>(b) Ensures soldiers are aware of special search requirements IAW local culture and customs (females, clergy, and so forth).</p> <p>* 5. Company commander coordinates details of reserve force employment with the reserve force commander.</p> <p>a. Briefs platoon leaders on details.</p> <p>* 6. Company commander disseminates digital reports (if applicable), overlays, and other pertinent information to each platoon to keep them abreast of the situation.</p> <p>* 7. Company commander issues orders and instructions to include ROE and ROI.</p> <p>a. Issues clear and concise taskings to platoons and or elements.</p> <p>* 8. Company commander and or first sergeant supervise subordinate element rehearsals.</p> <p>a. Reviews specific limitations on use of lethal force to stop a vehicle or pedestrian who does not respond to instructions to stop.</p> <p>b. Practices vehicle and personnel searches.</p> <p>c. Practices questioning techniques.</p> <p>d. Practices the inspection of documents.</p> <p>(1) Required documents are present.</p> <p>(2) Documents are current and appropriate for the area of operations (AO).</p> <p>(3) Documents are not counterfeit.</p> <p>e. Practices apprehension and detention of civilian personnel IAW ROE and ROI.</p> <p>f. Practices processing contraband.</p> <p>* 9. Company commander or designated representative conducts reconnaissance, time permitting.</p> <p>a. Enters way points into position navigation (POSNAV) equipment to aid navigation.</p> <p>b. Pinpoints checkpoint and or roadblock locations.</p> <p>(1) Ensures checkpoints and or roadblocks cannot be seen from more than a short distance away to prevent drivers from avoiding it.</p> <p>Note: Ideal locations include tunnels, culverts, bridges, and sharp bends or dips in a road.</p> <p>(2) Ensures the existence of checkpoints and or roadblocks will not present such a surprise that drivers cannot stop safely.</p> <p>c. Establishes security at checkpoints and or roadblocks, if required.</p>		

TASK STEPS AND PERFORMANCE MEASURES	GO	NO-GO
d. Verifies and updates intelligence information. e. Leaves a surveillance team to observe checkpoints and or roadblocks, if required. f. Returns to the company position. *10. Company commander adjusts the plan based on updated intelligence and reconnaissance effort. *11. Company commander disseminates updated digital reports (if applicable), overlays, and other pertinent information. 12. Company elements execute checkpoint operations. *13. Company commander or designated representative supervises checkpoint and or roadblock operations. a. Enforces the ROE and ROI. (1) Ensures politeness and respectful treatment of individuals is shown at all times. b. Ensures shifts for 24-hour operations are established. c. Reviews requirements for correct documentation to pass through the checkpoint. d. Maintains communications with higher headquarters and reserve force. e. Requests reserve force, if required. f. Employs the reserve force as part of the company or responds to orders of the reserve force commander, depending on decision of the higher commander. g. Reports to higher headquarters as required. h. Prepares for future operations. 14. Company consolidates and reorganizes as necessary. 15. Company secures enemy prisoners of war (EPW) as required. 16. Company treats and evacuates casualties. 17. Company processes captured documents and or equipment as required. 18. Company continues operations as directed.		

TASK PERFORMANCE/EVALUATION SUMMARY BLOCK							
ITERATION	1	2	3	4	5	M	TOTAL
TOTAL TASK STEPS EVALUATED							
TOTAL TASK STEPS "GO"							
TRAINING STATUS "GO"/"NO-GO"							

"*" indicates a leader task step.

SUPPORTING INDIVIDUAL TASKS: NONE

SUPPORTING COLLECTIVE TASKS

Task Number	Task Title	References
07-2-2000	Conduct a Reconnaissance (Antiarmor Company/Platoon)	ARTEP 7-91-MTP

SUPPORTING COLLECTIVE TASKS

Task Number	Task Title	References
07-2-2018	Conduct an Area or Zone Reconnaissance (Infantry Company)	ARTEP 7-10-MTP ARTEP 7-12-MTP
07-2-2054	Reconnoiter a Built-up Area (Infantry Company)	ARTEP 7-10-MTP ARTEP 7-12-MTP
07-2-2063	Report Tactical Information (Antiarmor Company/Platoon)	ARTEP 7-91-MTP ARTEP 7-12-MTP
07-2-2072	Report Tactical Information (Infantry Company)	ARTEP 7-10-MTP ARTEP 7-12-MTP
07-2-3009	Employ Fire Support (Antiarmor Company/Platoon)	ARTEP 7-91-MTP ARTEP 7-12-MTP
07-2-3036	Integrate Indirect Fire Support (Infantry Company)	ARTEP 7-10-MTP ARTEP 7-12-MTP
07-2-4018	Handle Enemy Prisoners of War (Antiarmor Company/Platoon)	ARTEP 7-91-MTP ARTEP 7-12-MTP
07-2-4045	Process Captured Documents and Equipment (Infantry Company)	ARTEP 7-10-MTP ARTEP 7-12-MTP
07-2-4054	Secure Civilians During Operations (Antiarmor/Infantry Company)	ARTEP 7-10-MTP ARTEP 7-12-MTP
07-2-5000	Conduct a Rehearsal (Antiarmor Company/Platoon)	ARTEP 7-91-MTP ARTEP 7-12-MTP
07-2-5009	Conduct a Rehearsal (Infantry Company)	ARTEP 7-10-MTP ARTEP 7-12-MTP
07-2-5018	Conduct Consolidation and Reorganization (Antiarmor Company/Platoon)	ARTEP 7-91-MTP ARTEP 7-12-MTP
07-2-5027	Conduct Consolidation and Reorganization (Infantry Company)	ARTEP 7-10-MTP ARTEP 7-12-MTP
07-2-5054	Conduct Risk Management (Antiarmor Company/Platoon)	ARTEP 7-91-MTP ARTEP 7-12-MTP
07-2-5063	Conduct Risk Management (Infantry Company)	ARTEP 7-10-MTP ARTEP 7-12-MTP
07-2-5072	Conduct Troop-leading Procedures (Antiarmor Company/Platoon)	ARTEP 7-91-MTP ARTEP 7-12-MTP
07-2-5081	Conduct Troop-leading Procedures (Infantry Company)	ARTEP 7-10-MTP ARTEP 7-12-MTP
07-2-5144	Prepare for Combat (Antiarmor Company/Platoon)	ARTEP 7-91-MTP ARTEP 7-12-MTP
07-2-5153	Prepare for Combat (Infantry Company)	ARTEP 7-10-MTP ARTEP 7-12-MTP
07-2-6054	Maintain Operations Security (Antiarmor Company/Platoon)	ARTEP 7-91-MTP ARTEP 7-12-MTP
07-2-6063	Maintain Operations Security (Infantry Company)	ARTEP 7-10-MTP ARTEP 7-12-MTP

OPFOR TASKS AND STANDARDS

TASK: Pass Through a Roadblock or Checkpoint (20-OPFOR-2003)

CONDITION: The US forces are conducting stability and or support operations. The US forces are operating checkpoints or roadblocks in the local area. Civilians without proper authorization are attempting to pass through the checkpoints or bypass the roadblocks on foot and in vehicles. Some civilians will have credible forged identification papers and some civilians will have proper identification papers. The US forces are operating under restrictive ROE. Civilians, government organizations, and the international press may be present in the area.

STANDARDS:

Note: Depending on the commander's training objectives, some of the OPFOR standards may not apply. Also, OPFOR "fighting" tasks have not been included in this T&EO. If the OPFOR enters into direct combat with the unit, OPFOR tasks for conventional operations would apply.

1. Civilians in a vehicle pass through a checkpoint without proper identification.
2. Civilian pedestrians or civilians in vehicles fail to stop when instructed by US forces.
3. Civilians in a vehicle turn around to avoid the roadblock or checkpoint.
4. Civilians in a vehicle or on foot bypass a roadblock.
5. Civilians using forged identification cards pass through the checkpoint.
6. Pedestrians without proper identification pass through the checkpoint.
7. Civilians with proper identification papers pass through a checkpoint or around a roadblock.
8. Civilians drive a booby-trapped vehicle through or around a roadblock or checkpoint.

Note: Safety measures must be exercised in operation of vehicles in vicinity of dismounted soldiers.

TASK: Resist Search and Seizure (20-OPFOR-2005)

CONDITION: The US forces conducting stability and or support operations in the local area encounter a one or more civilian men and or women during the conduct of a mission. The civilian's actions raise suspicions that he or she has something to hide. The civilians do not have proper identification documents. The civilians resist being searched or detained. The US forces are operating under restrictive ROE. Civilians, government organizations, and the international press may be present in the area.

STANDARDS:

Note: Depending on the commander's training objectives, some of the OPFOR standards may not apply. Also, OPFOR "fighting" tasks have not been included in this T&EO. If the OPFOR enters into direct combat with the unit, OPFOR tasks for conventional operations would apply.

1. The civilian uses forged identification paper to avoid apprehension.
2. The civilian resists search.
3. The civilian demands a non-contact search.
4. The civilian conceals sensitive material prior to search/seizure.
5. The civilian draws attention of other civilians and attempts to embarrass unit soldiers conducting the search through loud words and exaggerated behavior.
6. The civilian avoids being detained.

TASK: Conceal Equipment, Material, Weapons, and Contraband (20-OPFOR-3006)

CONDITION: The US forces are conducting stability and support operations in a unit area of operation. Factional elements hostile to US force occupation and the peace mandate are attempting to conceal

ARTEP 7-12-MTP

weapons and or other contraband in buildings and vehicles to allow factional forces to conduct future operations in the local area. Some local inhabitants support with the factional forces. The US forces are operating under restrictive ROE. Civilians, government organizations, and the international press may be present in the area.

STANDARDS:

Note: Depending on the commander's training objectives, some of the OPFOR standards may not apply. Also, OPFOR "fighting" tasks have not been included in this T&EO. If the OPFOR enters into direct combat with the unit, OPFOR tasks for conventional operations would apply.

1. Civilians conceal contraband and factional equipment and weapons in buildings, vehicles or in uninhabited areas.
2. Civilians do not provide information to US forces on location of contraband or weapons.
3. Civilians or factional elements move concealed equipment, material, weapons or contraband to new locations to prevent its discovery by US forces.
4. US forces do not find the weapons or contraband.

TASK: Engage United States Forces and Local Civilians with Sniper Fire (20-OPFOR-3009)

CONDITION: The US forces are conducting stability and support operations in the local area. In the past, factional elements operating in the unit area of operation have used snipers to disrupt unit operations and civilian traffic. A factional sniper team is positioned or moves into position to engage a US unit to disrupt traffic, unit operations, and increase hostility of US soldiers against the civilian populace. The US forces are operating under restrictive ROE. Civilians, government organizations, and the international press may be present in the area.

STANDARDS:

Note: Depending on the commander's training objectives, some of the OPFOR standards may not apply. Also, OPFOR "fighting" tasks have not been included in this T&EO. If the OPFOR enters into direct combat with the unit, OPFOR tasks for conventional operations would apply.

1. Sniper team sets up in a well-camouflaged and concealed position.
2. Sniper team is not seen until it engages the US force.
3. Sniper team surprises the unit leaders, vehicle drivers, and or civilian targets with accurate fire.
4. Sniper team evacuates the area without being captured after accomplishing its mission.
5. Sniper team provides factional commander information gathered during the engagement.
6. Sniper team engages US forces from areas populated by civilians.

TASK: Reconnoiter United States Force Activities (20-OPFOR-3011)

CONDITION: The US forces are conducting stability and support operations in the local area. Factional elements have been conducting operations counter to US forces in the unit area of operation. Factional elements are attempting to gain information about US unit operations to enhance the faction's ability to counter US operations and to disrupt support to the local population. US forces may have hired local civilians to work on US installations or, local civilians may be making deliveries to US installations. The US forces are operating under restrictive ROE. Civilians, government organizations, and the international press may be present in the area.

STANDARDS:

Note: Depending on the commander's training objectives, some of the OPFOR standards may not apply. Also, OPFOR "fighting" tasks have not been included in this T&EO. If the OPFOR enters into direct combat with the unit, OPFOR tasks for conventional operations would apply.

1. Faction members observe US operations to gather information on unit operations.
2. Faction members search anything left behind by US forces to gain information about US operations in the AO (for example, trash, equipment, unsecured vehicles).
3. Faction member conduct electronic monitoring of unit communication networks to gather information about US forces operations.
4. Civilians with access to US installations acquire information about US operations and provide it to factional forces.
5. Faction members take advantage of opportunities to steal weapons, radios, and other US equipment that is left unattended without detection.

ARTEP 7-12-MTP

ELEMENT: RIFLE CO INF BN (BCT)

TASK: Perform Deployment or Redeployment Activities (Antiarmor/Infantry/Headquarters Company) (07-2-1423)

(FM 100-17)	(FM 100-14)	(FM 10-27-4)
(FM 23-10)	(FM 23-25)	(FM 23-27)
(FM 23-31)	(FM 23-34)	(FM 23-35)
(FM 23-37)	(FM 23-65)	(FM 23-9)
(FM 23-91)	(FM 25-100)	(FM 25-101)
(FM 25-5)	(FM 27-1)	(FM 3-22.68)
(FM 55-15)	(FM 55-312)	

ITERATION: 1 2 3 4 5 (Circle)

COMMANDER/LEADER ASSESSMENT: T P U (Circle)

CONDITIONS: The company is at a normal state of deployment readiness or is conducting operations as part of a higher headquarters and receives a warning order (WARNO) to prepare for and execute a deployment or redeployment. The mobilization plan (MOBPLAN), movement plan, recall plan, security plan, unit access roster, load plans, and current maps are available. A unit movement officer (UMO) from higher headquarters is available to assist the company. All necessary personnel and equipment are available. The company has communications with higher, adjacent, and subordinate elements. Coalition forces and noncombatants may be present in the operational environment. Some iterations of this task should be conducted during limited visibility conditions. This task should not be trained in MOPP4.

TASK STANDARDS: The company performs deployment or redeployment activities in accordance with (IAW) the tactical standing operating procedures (TSOPs), the order, and or guidance from higher headquarters. The company is prepared to move to the port of embarkation (POE) at the time specified in the operation order.

TASK STEPS AND PERFORMANCE MEASURES	GO	NO-GO
<ul style="list-style-type: none"> * 1. Company leaders gain and or maintain situational understanding using information that is gathered from force XXI battle command brigade and below (FBCB2), frequency modulated (FM) communications, maps, intelligence summaries, situation reports (SITREPs), and other available information sources. * 2. Company commander plans using troop-leading procedures, if applicable. <ul style="list-style-type: none"> a. Identifies tasks in the deployment or redeployment WARNO. b. Identifies all documented deployment or redeployment policies and procedures from the TSOP, deployment or redeployment plan, movement order, operation plan (OPLAN), and operation order (OPORD). c. Issues WARNO to company. d. Coordinates mission parameters and details with higher headquarters. e. Identifies deployment or redeployment criteria required for company validation. f. Verifies unit follow-on mission, if appropriate. g. Requests assistance from the higher headquarter's UMO, if required. h. Briefs unit leaders on deployment or redeployment and mission requirements. * 3. Company commander reviews company readiness status. <ul style="list-style-type: none"> a. Reviews automated unit equipment list (AUEL). b. Reviews status of company load plans and updates them, as necessary. 		

TASK STEPS AND PERFORMANCE MEASURES	GO	NO-GO
<ul style="list-style-type: none"> c. Identifies equipment shortages based on the table of organization and equipment (TOE), mobilization table of organization and equipment (MTOE), and common table of allowance (CTA). d. Supervises inventories of unit basic load (UBL) items. e. Identifies required items by each class of supply. f. Identifies company training status, requirements, qualifications for deployment or redeployment. <ul style="list-style-type: none"> (1) Identifies status of individual and or crew-served weapons. (2) Identifies status of vehicle gunnery. (3) Identifies status of NBC. (4) Identifies status of driver certification. (5) Identifies status of hazardous material (HAZMAT) certified personnel, if required. (6) Identifies status of special equipment operation. g. Reviews personnel status. (Includes nondeployable personnel issues.) h. Identifies company maintenance problems that affect readiness and initiates actions to resolve them, as required. <p>* 4. Company commander or designated representative.</p> <ul style="list-style-type: none"> a. Requests assistance from higher headquarters, as required. b. Updates the company's deployment or redeployment movement plan and or mobilization plan based on current mission guidance and timeline from the commander. c. Supervises packing and loading of company equipment and supplies in accordance with (IAW) load plans. d. Updates his battle book, to include unit mission, organization, location of mobilization station (if required), redeployment ports information (if required), and extracts from applicable OPLAN. e. Coordinates mission parameters and details with higher headquarters. f. Prepares, with the assistance of the company safety officer, a risk assessment of the deployment or redeployment operation. g. Prepares and delivers briefings to dependants and update family assistance plans. (May be completed by executive officer [XO].) h. Requests assistance from higher headquarters to fill equipment shortages. i. Requests assistance from higher headquarters to fill personnel shortages. j. Submits rear detachment requirements, if any. k. Submits advance party personnel requirements based on the commander's guidance. l. Plans for property transfer, turnover, and control procedures. m. Submits names of company deployment or redeployment team members to higher headquarters, if required. n. Consolidates all TOE, MTOE, CTA equipment, and basic loads of supplies at loading sites based on the deployment or redeployment timelines. o. Ensures the company is prepared to meet deployment or redeployment validation criteria. p. Briefs personnel on media contact for deployment or redeployment. q. Briefs the company on deployment or redeployment and mission requirements. r. Briefs threat and ROE and ROI for the gaining theater, if appropriate. s. Briefs force protection measures for each step of the deployment or redeployment process, including assembly areas (AAs) and marshalling areas (MAs), as applicable. t. Supervises the execution of the plan for storing equipment left behind; for example, personal property and personally owned vehicles, as appropriate. 		

TASK STEPS AND PERFORMANCE MEASURES	GO	NO-GO
<p>u. Supervises preparation and movement to the POE or port of debarkation (POD).</p> <p>v. Updates TSOP.</p> <p>* 5. Company commander reports deployment or redeployment preparation progress IAW SOP and guidance from higher HQ.</p> <p>6. Company moves to POE or POD and conducts necessary activities.</p> <p>Note: Company may move to an assembly area or marshalling area that has been designated by higher headquarters.</p> <p>a. Establishes security as required.</p> <p>b. Accounts for personnel and equipment.</p> <p>c. Performs preventative maintenance checks and services (PMCS) IAW deployment or redeployment SOP and appropriate technical manuals (TMs), if applicable.</p> <p>(1) Corrects deficiencies on vehicles, cargo, and personal gear.</p> <p>d. Cleans vehicle and or equipment, if necessary and required.</p> <p>e. Conducts final preparation of vehicles and equipment.</p> <p>f. Adjusts vehicle fuel levels IAW TMs and or guidance from unit movement officer (UMO) and or higher headquarters.</p> <p>g. Turns in excess fuel IAW guidance from UMO and or higher headquarters.</p> <p>h. Corrects deficiencies on placement of placards, labels, and certification documents on hazardous material IAW deployment or redeployment TSOP, UMO, movement plan, TMs, customs, and US Department of Agriculture (USDA) instructions, as required.</p> <p>i. Employs environmental stewardship procedures IAW TSOP, appropriate field manuals, and or appropriate regulations.</p> <p>* 7. Company commander or designated representative supervises POE or POD activities.</p> <p>a. Ensures accountability of personnel and equipment.</p> <p>b. Inspects shipping documents, markings, customs labels and decontamination tags on vehicles, equipment, cargo and personal gear for compliance with the deployment or redeployment movement plan and UMO's instructions.</p> <p>c. Coordinates with the UMO for assistance in correcting shipping documentation and maintenance deficiencies, as required.</p> <p>d. Monitors the inspections at customs to ensure deficiencies are corrected, as required.</p> <p>e. Inspects vehicles and cargo to ensure deficiencies noted during acceptance inspection have been corrected.</p> <p>f. Enforces safety procedures.</p> <p>g. Enforces environmental stewardship procedures.</p> <p>h. Ensures personnel report to the designated location for required briefings as appropriate.</p> <p>i. Ensures personnel embark or disembark at the designated time and in the proper order.</p> <p>8. Company moves to designated location in the theater of operations or to home station, as appropriate.</p>		

TASK PERFORMANCE/EVALUATION SUMMARY BLOCK							
ITERATION	1	2	3	4	5		TOTAL
TOTAL TASK STEPS EVALUATED							
TOTAL TASK STEPS "GO"							
TRAINING STATUS "GO"/"NO-GO"							

"*" indicates a leader task step.

SUPPORTING INDIVIDUAL TASKS: NONE

SUPPORTING COLLECTIVE TASKS

Task Number	Task Title	References
07-2-5063	Conduct Risk Management (Infantry Company)	ARTEP 7-10-MTP
07-2-5081	Conduct Troop-leading Procedures (Infantry Company)	ARTEP 7-12-MTP ARTEP 7-10-MTP
07-2-6063	Maintain Operations Security (Infantry Company)	ARTEP 7-12-MTP ARTEP 7-10-MTP ARTEP 7-12-MTP

OPFOR TASKS AND STANDARDS: NONE

ARTEP 7-12-MTP

- ELEMENTS:** RIFLE CO INF BN (BCT)
 COMPANY HEADQUARTERS
 SNIPER TEAM
 3 RIFLE PLATOON HQS
 3 VEHICLE SECTIONS
 9 RIFLE SQUADS
 3 WEAPONS SQUADS
 MORTAR SECTION
 MEDIUM GUN SYSTEM PLATOON
 FIRE SUPPORT TEAM

TASK: React to Snipers (Infantry Company) (07-2-1432)
 (FM 101-5) (FM 101-5-1) (FM 101-5-2)
 (FM 20-3) (FM 21-60) (FM 24-35)
 (FM 24-35-1) (FM 7-10) (FM 7-12 (3-21.11))
 (FM 7-85)

ITERATION: 1 2 3 4 5 M (Circle)
COMMANDER/LEADER ASSESSMENT: T P U (Circle)

CONDITIONS: The company is conducting operations as part of a higher headquarters and receives fire from an enemy sniper. The company must react immediately for their protection. All necessary personnel and equipment are available. The company has communications with higher, adjacent, and subordinate elements. The company has been provided guidance on the rules of engagement (ROE) and rules of interaction (ROI). Coalition forces and noncombatants may be present in the operational environment. Some iterations of this task should be conducted during limited visibility conditions. Some iterations of this task should be performed in MOPP4.

TASK STANDARDS: The company reacts to the sniper in accordance with (IAW) the tactical standing operating procedures (TSOP), the order, and or higher commander's guidance. The company correctly locates and then bypasses, eliminates, or forces the withdrawal of the enemy sniper while disengaging the element in the kill zone. The company complies with the ROE and ROI.

TASK STEPS AND PERFORMANCE MEASURES	GO	NO-GO
* 1. Company leaders gain and or maintain situational understanding using information that is gathered from force XXI battle command brigade and below (FBCB2) (if applicable), frequency modulated (FM) communications, maps, intelligence summaries, situation reports (SITREPs), and or other available information sources. 2. Elements being engaged conduct actions on contact (sniper fire). a. Return fire immediately to destroy or suppress the enemy. b. Deploy to covered and concealed positions, if available. c. Use indirect fire assets, if available. d. Activate on board self protection measures as appropriate. e. Conduct battle drills, as necessary. f. Maintain visual contact with the enemy while continuing to develop the situation through reconnaissance or surveillance. g. Maintain cross talk with all company elements using FBCB2, FM, or other tactical means. * 3. Company commander evaluates the situation and develops a course of action. a. Reports contact to higher headquarters using FBCB2, FM, or other tactical means. b. Coordinates and synchronizes actions of subordinate elements.		

TASK STEPS AND PERFORMANCE MEASURES	GO	NO-GO
<p>c. Uses FRAGOs as necessary to redirect actions of subordinate elements.</p> <p>d. Bypasses the sniper.</p> <p>(1) The company uses smoke to obscure the enemy sniper's view.</p> <p>(2) The company uses available fires to suppress the sniper.</p> <p>(3) The company uses maneuver to break contact with the sniper.</p> <p>Note. The company commander may choose to call for indirect fire on the sniper position.</p> <p>e. Eliminates the sniper.</p> <p>(1) Complies with ROE and ROI.</p> <p>(2) The company uses smoke to obscure the enemy sniper's view.</p> <p>(3) The company uses available firepower to suppress and fix the sniper.</p> <p>(4) The company uses maneuver to close with the sniper and eliminate or force him to withdraw.</p> <p>4. Company consolidates and reorganizes as necessary.</p> <p>5. Company treats and evacuates casualties as necessary.</p> <p>6. Company secures enemy prisoners of war (EPW), if applicable.</p> <p>7. Company processes captured documents and or equipment, if applicable.</p> <p>* 8. Company commander reports to higher headquarters as required using FFCB2, FM, or other tactical means.</p> <p>9. Company continues operations as directed.</p>		

TASK PERFORMANCE/EVALUATION SUMMARY BLOCK							
ITERATION	1	2	3	4	5	M	TOTAL
TOTAL TASK STEPS EVALUATED							
TOTAL TASK STEPS "GO"							
TRAINING STATUS "GO"/"NO-GO"							

"*" indicates a leader task step.

SUPPORTING INDIVIDUAL TASKS: NONE

SUPPORTING COLLECTIVE TASKS

Task Number	Task Title	References
07-2-1018	Conduct a Bypass (Infantry Company)	ARTEP 7-10-MTP ARTEP 7-12-MTP
07-2-1468	Take Action on Contact (Infantry Company)	ARTEP 7-10-MTP ARTEP 7-12-MTP
07-2-4027	Handle Enemy Prisoners of War (Infantry Company)	ARTEP 7-10-MTP
07-2-4063	Treat and Evacuate Casualties (Antiarmor/Infantry Company)	ARTEP 7-12-MTP ARTEP 7-10-MTP
07-2-5027	Conduct Consolidation and Reorganization (Infantry Company)	ARTEP 7-12-MTP ARTEP 7-91-MTP ARTEP 7-10-MTP

ARTEP 7-12-MTP

SUPPORTING COLLECTIVE TASKS

Task Number	Task Title	References
07-2-5081	Conduct Troop-leading Procedures (Infantry Company)	ARTEP 7-12-MTP ARTEP 7-10-MTP
07-2-6063	Maintain Operations Security (Infantry Company)	ARTEP 7-12-MTP ARTEP 7-10-MTP ARTEP 7-12-MTP

OPFOR TASKS AND STANDARDS

TASK: Conduct Sniper Operations (07-OPFOR-0017)

CONDITION: The OPFOR is conducting operations independently or as part of a larger force and is ordered to conduct sniper operations against the enemy elements. The enemy elements are occupying an assembly area, conducting tactical movement, conducting a tactical road march, or are otherwise susceptible to a sniper attack. All assigned OPFOR equipment and personnel are available.

STANDARD: The OPFOR conducts sniper operations IAW the OPORD and or commander's guidance. The OPFOR snipers set up well-concealed locations and engage the enemy personnel with short bursts of semiautomatic fire. The OPFOR snipers delay or disrupt the enemy activities and or kill the enemy personnel. The OPFOR snipers prevent their position from being discovered. The OPFOR snipers report all specified intelligence requirements to higher HQ.

Note: During training exercises, the enemy commander or leader should select the size of the OPFOR element based on threat doctrine.

ELEMENT: RIFLE CO INF BN (BCT)

TASK: Secure Routes (Infantry Company) (07-2-1450)

(FM 7-10)	(FM 100-55)	(FM 101-5)
(FM 101-5-1)	(FM 101-5-2)	(FM 20-3)
(FM 21-18)	(FM 21-60)	(FM 24-35)
(FM 24-35-1)	(FM 7-12 (3-21.11))	(FM 7-85)
(FM 7-90)		

ITERATION: 1 2 3 4 5 M (Circle)

COMMANDER/LEADER ASSESSMENT: T P U (Circle)

CONDITIONS: The company is conducting operations as part of a higher headquarters and has received an operation order (OPORD) or fragmentary order (FRAGO) to secure one or more routes. The start points and release points are specified. All necessary personnel and equipment are available. Engineer support is available. The company has communications with higher, adjacent, and subordinate elements. The company has been provided guidance on the rules of engagement (ROE) and rules of interaction (ROI). Coalition forces and noncombatants may be present in the operational environment. Some iterations of this task should be conducted during limited visibility conditions. Some iterations of this task should be performed in MOPP4.

TASK STANDARDS: The company secures the routes in accordance with (IAW) the tactical standing operating procedures (TSOP), the order, and or higher commander's guidance. The company clears and secures the route, and marks the route and or provides guides. The company complies with the ROE and ROI.

TASK STEPS AND PERFORMANCE MEASURES	GO	NO-GO
<ul style="list-style-type: none"> * 1. Company leaders gain and or maintain situational understanding using information that is gathered from force XXI battle command brigade and below (FBCB2) (if applicable), frequency modulated (FM) communications, maps, intelligence summaries, situation reports (SITREPs), and or other available information sources. * 2. Company commander receives an OPORD or FRAGO and issues warning order (WARNO) to the company using FBCB2, FM, or other tactical means. * 3. Company commander plans using troop-leading procedures. <ul style="list-style-type: none"> a. Conducts analysis based on factors of mission, enemy, terrain and weather, troops and support available, time available, and civil considerations (METT-TC). <ul style="list-style-type: none"> (1) Considers the enemy's capabilities, likely courses of action (COAs), and specific weapons capabilities. b. Conducts a digital and or conventional map reconnaissance. <ul style="list-style-type: none"> (1) Identifies the routes, critical points, checkpoints, and control measures. (2) Identifies tentative rally points. (3) Identifies tentative security and support by fire. (4) Identifies likely enemy avenues of approach. (5) Identifies routes to and from rally points. (6) Identifies tentative observation post locations. (7) Marks tentative dismount points on digital and conventional maps as appropriate. (8) Identifies choke points that canalize movement. (9) Identifies potential danger areas. 		

TASK STEPS AND PERFORMANCE MEASURES	GO	NO-GO
<p>(10) Identifies possible by pass for danger areas, obstacles, and or choke points.</p> <p>(11) Determines locations of bridges.</p> <p>(12) Determines classification of bridges, if possible.</p> <p>c. Plans and coordinates indirect fire support and or close air support, if available.</p> <p>d. Identifies direct fire responsibilities.</p> <p>e. Designates control measures such as checkpoints.</p> <p>f. Identifies communication requirements.</p> <p>g. Coordinates and synchronizes activities within each battlefield operating system (BOS).</p> <p>h. Organizes the company as necessary to accomplish the mission and or compensate for combat losses.</p> <p>i. Addresses actions on chance contact with the enemy.</p> <p>j. Plans and coordinates combat service support (CSS).</p> <p>* 4. Company commander coordinates with the reserve force commander/leader, if applicable.</p> <p>a. Confirms reserve force radio frequencies, call signs, and recognition signals.</p> <p>b. Identifies probable linkup points.</p> <p>c. Confirms linkup procedures.</p> <p>d. Confirms battle hand off procedures.</p> <p>e. Confirms procedures for transfer of information.</p> <p>f. Addresses company actions on encountering.</p> <p>(1) Belligerent forces and or persons</p> <p>(2) Mines and booby-traps.</p> <p>(3) Snipers.</p> <p>(4) Roadblocks.</p> <p>* 5. Company commander issues orders and instructions to include ROE and ROI.</p> <p>a. Issues clear and concise taskings to platoons/elements.</p> <p>6. Company conducts a rehearsal.</p> <p>* 7. Company commander issues FRAGOs, as necessary, to address changes to the plan identified during the rehearsal.</p> <p>* 8. Company commander or designated representative and reconnaissance element conducts the reconnaissance based on factors of METT-TC.</p> <p>a. Enters way points into position navigation (POSNAV) equipment to aid navigation.</p> <p>b. Pinpoints the routes, critical points, checkpoints, and rally points.</p> <p>c. Verifies and updates intelligence information.</p> <p>d. Leaves a surveillance team to observe the routes and critical points as required.</p> <p>e. Returns to company position.</p> <p>* 9. Company commander adjusts the plan based on updated intelligence and reconnaissance effort.</p> <p>*10. Company commander updates the enemy situation.</p> <p>*11. Company commander disseminates updated digital reports (if applicable), overlays, and other pertinent information.</p> <p>12. Company moves to SP.</p>		

TASK STEPS AND PERFORMANCE MEASURES	GO	NO-GO
<p>a. Enters way points into POSNAV equipment to aid navigation.</p> <p>13. Company elements conduct route security operations.</p> <p>a. Provide a route overlay or detailed sketch to higher headquarters, convoys, and escorts, if used.</p> <p>b. Secure critical and or dominant terrain.</p> <p>c. Establish surveillance of the routes.</p> <p>(1) Occupies observation posts (OPs) with clear fields of observation.</p> <p>d. Mark and or clears the routes of mines and booby-traps within their capability.</p> <p>e. Repair bridges and prepares fords and bypasses within their capability.</p> <p>f. Mark the routes and or provide guides at bypasses and or detours along the routes, as required.</p> <p>g. Patrol the designated routes.</p> <p>h. Send situation reports (SITREPs) using the size, activity, location, unit, time, and equipment (SALUTE) format.</p> <p>*14. Company commander supervises routes security operations.</p> <p>a. Ensures element leaders and escorts report control measures as directed by the OPORD or TSOP.</p> <p>b. Maintains communications with elements, OPs, security patrols, reserve force, and higher headquarters.</p> <p>c. Monitors convoys in transit along the routes.</p> <p>d. Maintains routine civilian traffic flow.</p> <p>e. Reacts to the attempts of route interdiction IAW the ROE, order, and or guidance from higher headquarters.</p> <p>(1) Employs platoons to defeat enemy forces.</p> <p>(2) Requests reserve force support, if available.</p> <p>(3) Employs other elements such as Army aviation, if available.</p> <p>f. Employs the reserve force as part of the company or, responds to orders of reserve force commander, depending on decision of the company commander.</p> <p>g. Submits reports IAW the OPORD and unit TSOP.</p> <p>h. Uses FRAGOs as necessary to redirect actions of subordinate elements.</p> <p>15. Company consolidates and reorganizes as necessary.</p> <p>16. Company secures enemy prisoners of war (EPW) as required.</p> <p>17. Company treats and evacuates casualties.</p> <p>18. Company processes captured documents and or equipment as required.</p> <p>19. Company continues operations as directed.</p>		

TASK PERFORMANCE/EVALUATION SUMMARY BLOCK							
ITERATION	1	2	3	4	5	M	TOTAL
TOTAL TASK STEPS EVALUATED							
TOTAL TASK STEPS "GO"							
TRAINING STATUS "GO"/"NO-GO"							

"*" indicates a leader task step.

SUPPORTING INDIVIDUAL TASKS: NONE

SUPPORTING COLLECTIVE TASKS

Task Number	Task Title	References
07-2-1342	Conduct Tactical Movement (Infantry Company)	ARTEP 7-10-MTP
07-2-2018	Conduct an Area or Zone Reconnaissance (Infantry Company)	ARTEP 7-12-MTP ARTEP 7-10-MTP
07-2-2072	Report Tactical Information (Infantry Company)	ARTEP 7-12-MTP ARTEP 7-10-MTP
07-2-3036	Integrate Indirect Fire Support (Infantry Company)	ARTEP 7-12-MTP ARTEP 7-10-MTP
07-2-4000	Conduct Resupply Operations (Antiarmor/Infantry Company)	ARTEP 7-12-MTP ARTEP 7-10-MTP
07-2-4027	Handle Enemy Prisoners of War (Infantry Company)	ARTEP 7-12-MTP ARTEP 7-91-MTP ARTEP 7-10-MTP
07-2-4045	Process Captured Documents and Equipment (Infantry Company)	ARTEP 7-12-MTP ARTEP 7-10-MTP
07-2-4063	Treat and Evacuate Casualties (Antiarmor/Infantry Company)	ARTEP 7-12-MTP ARTEP 7-10-MTP
07-2-5009	Conduct a Rehearsal (Infantry Company)	ARTEP 7-12-MTP ARTEP 7-91-MTP ARTEP 7-10-MTP
07-2-5027	Conduct Consolidation and Reorganization (Infantry Company)	ARTEP 7-12-MTP ARTEP 7-10-MTP
07-2-5063	Conduct Risk Management (Infantry Company)	ARTEP 7-12-MTP ARTEP 7-10-MTP
07-2-5081	Conduct Troop-leading Procedures (Infantry Company)	ARTEP 7-12-MTP ARTEP 7-10-MTP
07-2-5153	Prepare for Combat (Infantry Company)	ARTEP 7-12-MTP ARTEP 7-10-MTP
07-2-6063	Maintain Operations Security (Infantry Company)	ARTEP 7-12-MTP ARTEP 7-10-MTP

OPFOR TASKS AND STANDARDS

TASK: Conduct an Attack (07-OPFOR-0012)

CONDITION: The OPFOR is conducting operations independently or as part of a larger force. The OPFOR has determined that the enemy element is occupying defensive positions, conducting convoy

operations, occupying an assembly or rear area, or is otherwise susceptible to attack. All assigned enemy equipment and personnel are available. Indirect fire support is available.

STANDARD: The OPFOR conducts an attack IAW the OPORD and or commander's guidance. The OPFOR executes the attack by completely neutralizing, destroying, deceiving, or disrupting the enemy element at the designated time and location specified in the operation order and or commander's guidance.

Note: During training exercises, the enemy commander or leader should select the size of the OPFOR element based on threat doctrine.

TASK: Conduct Sniper Operations (07-OPFOR-0017)

CONDITION: The OPFOR is conducting operations independently or as part of a larger force and is ordered to conduct sniper operations against the enemy elements. The enemy elements are occupying an assembly area, conducting tactical movement, conducting a tactical road march, or are otherwise susceptible to a sniper attack. All assigned OPFOR equipment and personnel are available.

STANDARD: The OPFOR conducts sniper operations IAW the OPORD and or commander's guidance. The OPFOR snipers set up well-concealed locations and engage the enemy personnel with short bursts of semiautomatic fire. The OPFOR snipers delay or disrupt the enemy activities and or kill the enemy personnel. The OPFOR snipers prevent their position from being discovered. The OPFOR snipers report all specified intelligence requirements to higher HQ.

Note: During training exercises, the enemy commander or leader should select the size of the OPFOR element based on threat doctrine.

TASK: Conduct an Ambush (07-OPFOR-0025)

CONDITION: The OPFOR is conducting operations independently or as part of a larger force. The OPFOR is directed to conduct an ambush along a suspected enemy route or avenue of approach. All assigned OPFOR equipment and personnel are available. The OPFOR has indirect fire support available.

STANDARD: The OPFOR conducts the ambush IAW the OPORD and or commander's guidance. The OPFOR conducts aggressive maneuver from concealed positions and delivers accurate coordinated fires to kill or capture enemy personnel and destroy, disable, or capture the enemy's equipment and supplies. The OPFOR withdraws from the ambush site, reorganizes and consolidates, and continues with follow-on mission.

Note: During training exercises, the enemy commander or leader should select the size of the OPFOR element based on threat doctrine.

TASK: Conduct Air Attack (07-OPFOR-0029)

CONDITION: The OPFOR is conducting offensive operations independently or as part of a larger force. The enemy positions, formations, or soldiers have been identified and are susceptible to air attack. All necessary personnel and equipment are available. The OPFOR fixed-wing combat aircraft and attack helicopters are available to provide aerial fire support to ground maneuver forces.

STANDARD: The OPFOR executes the air attack using fixed- and rotor-winged aircraft IAW the OPORD and or commander's guidance. The enemy positions, formations, and or soldiers are destroyed, delayed, or forced to retreat.

Note: During training exercises, the enemy commander or leader should select the size of the OPFOR element based on threat doctrine.

ARTEP 7-12-MTP

ELEMENT: RIFLE CO INF BN (BCT)

TASK: Take Action on Contact (Infantry Company) (07-2-1468)

(FM 7-10)
(FM 24-35)
(FM 7-85)

(FM 100-55)
(FM 24-35-1)

(FM 21-60)
(FM 7-12 (3-21.11))

ITERATION: 1 2 3 4 5 M (Circle)

COMMANDER/LEADER ASSESSMENT: T P U (Circle)

CONDITIONS: The company is conducting operations as part of a higher headquarters and has received an operation order (OPORD) or fragmentary order (FRAGO) to conduct a mission at the location and time specified. The company makes unexpected contact with the enemy. The company receives fires from enemy weapons, visually acquires the enemy, or makes contact with an enemy obstacle. All necessary personnel and equipment are available. The company has communications with higher, adjacent, and subordinate elements. The company has been provided guidance on the rules of engagement (ROE) and rules of interaction (ROI). Coalition forces and noncombatants may be present in the operational environment. Some iterations of this task should be conducted during limited visibility conditions. Some iterations of this task should be performed in MOPP4.

TASK STANDARDS: The company takes action on contact in accordance with (IAW) the tactical standing operating procedures (TSOP), the order, higher commander's guidance, and or the tactical situation. The element in contact deploys and reports, initiates fires to destroy or suppress the enemy, conducts necessary battles drills, and maneuvers to bypass, withdraw, or assault the enemy position. The company complies with the ROE and ROI.

TASK STEPS AND PERFORMANCE MEASURES	GO	NO-GO
<p>* 1. Company leaders gain and or maintain situational understanding using information that is gathered from force XXI battle command brigade and below (FBCB2) (if applicable), frequency modulated (FM) communications, maps, intelligence summaries, situation reports (SITREPs), and or other available information sources.</p> <p>2. Company deploys and reports.</p> <p>a. Reacts when contact entails direct fire.</p> <p>(1) Returns fire immediately to destroy or suppress the enemy.</p> <p>(2) Deploys to covered and concealed positions if available.</p> <p>(3) Closes hatches if applicable.</p> <p>(4) Uses indirect fire assets, as necessary.</p> <p>(5) Activates on board self protection measures as appropriate.</p> <p>(6) Conducts battle drills, as necessary.</p> <p>(7) Maintains visual contact with the enemy while continuing to develop the situation through reconnaissance or surveillance.</p> <p>(8) Maintains cross talk with all company elements using FBCB2, FM, or other tactical means.</p> <p>b. Reacts to visual contact. (Element is in immediate danger.)</p> <p>(1) Initiates fires to destroy or suppress the enemy.</p> <p>(2) Deploys to covered and concealed positions.</p> <p>(3) Closes hatches, if applicable.</p> <p>(4) Activates on board self protection measures as appropriate.</p> <p>(5) Maintains cross talk with all company elements using FBCB2, FM, or other tactical means.</p> <p>(6) Conducts further actions as directed by the company commander.</p> <p>c. Reacts to visual contact. (Element is NOT in immediate danger.)</p> <p>(1) Deploys.</p>		

TASK STEPS AND PERFORMANCE MEASURES	GO	NO-GO
<p>(2) Maintains visual contact.</p> <p>(3) Maintains cross talk with all company elements using FBCB2, FM, or other tactical means.</p> <p>(4) Conducts further actions as directed by the company commander.</p> <p>(a) May include bypass of enemy position.</p> <p>d. Reacts when contact is indirect fires (observed or receiving).</p> <p>(1) Uses evasive actions to avoid impact area.</p> <p>(2) Moves quickly to clear impact area.</p> <p>(3) Closes hatches if applicable.</p> <p>(4) Reacts to chemical and or biological attack, if necessary.</p> <p>(a) Immediately conduct NBC reconnaissance as required.</p> <p>(5) Maintains cross talk with all company elements using FBCB2, FM, or other tactical means.</p> <p>(6) Conduct further actions as directed by the company commander.</p> <p>e. Reacts when contact is with an obstacle.</p> <p>(1) Deploys to covered and concealed positions.</p> <p>(2) Maintains cross talk with all company elements using FBCB2, FM, or other tactical means.</p> <p>(3) Calls for immediate smoke on the far side of the obstacle to conceal deployment of the company, if required.</p> <p>(4) Makes a recommendation to higher headquarters (bypass or breach).</p> <p>(a) Bypasses, if possible.</p> <p>(b) Breaches, if required.</p> <p>f. Reacts to visual contact of enemy or unknown aircraft. (element is in immediate danger.)</p> <p>(1) Initiates fires to destroy or cause aircraft to depart area.</p> <p>(2) Deploys to covered and concealed positions.</p> <p>(3) Closes hatches, if applicable.</p> <p>(4) Activates on-board, self-protection measures as appropriate.</p> <p>(5) Maintains cross talk with all company elements using FBCB2, FM, or other tactical means.</p> <p>(6) Conduct further actions as directed by the company commander.</p> <p>g. Reacts to visual contact of enemy or unknown aircraft (element is NOT in immediate danger).</p> <p>(1) Deploys to covered and concealed positions.</p> <p>(2) Maintains visual contact.</p> <p>(3) Maintains cross talk with all company elements using FBCB2, FM, or other tactical means.</p> <p>(4) Conduct further actions as directed by the company commander.</p> <p>3. Company complies with ROE and ROI.</p> <p>* 4. Company commander evaluates the situation.</p> <p>a. Confirms friendly and enemy situations.</p> <p>(1) Receives an updated digital report showing the location of forward and adjacent friendly elements if applicable.</p> <p>(2) Receives an updated enemy situational template for added fratricide prevention and increased force protection if applicable.</p> <p>b. Conducts reconnaissance to fully develop the situation.</p> <p>c. Determines enemy size, composition, activity, orientation, and location of weapon systems.</p> <p>d. Searches for antitank ditches, minefields, wire, or other obstacles that could define an engagement area.</p> <p>e. Searches for the flanks of the enemy and any elements that could mutually support enemy positions.</p>		

TASK STEPS AND PERFORMANCE MEASURES	GO	NO-GO
<ul style="list-style-type: none"> f. Analyzes platoon spot reports (SPOTREPs) and other tactical information as required to make an assessment of the situation. g. Sends updated SPOTREPs to higher headquarters based on a fully developed situation using FBCB2, FM, or other tactical means. h. Directs the actions of elements not in contact in a manner that supports the elements in contact. i. Directs elements not in contact to continue the mission IAW the OPORD and or FRAGO. <p>* 5. Company commander disseminates digital reports (if applicable), overlays, and other pertinent information to each platoon to keep them abreast of the situation.</p> <p>* 6. Company commander selects an appropriate course of action based on the commander's intent, factors of mission, enemy, terrain and weather, troops and support available, time available, and civil considerations, his analysis of the situation, and input from elements in contact.</p> <ul style="list-style-type: none"> a. Directs the company to execute the original course of action (as previously addressed in the OPORD) if it is consistent with the commander's intent/concept and is within the company's capability. OR b. Issues FRAGO to refine the plan based on the situation, ensuring it supports the commander's intent using FBCB2, FM, or other tactical means. OR c. Directs the company to execute tactical movement (employing bounding overwatch and support by fire within the company) and reconnaissance by fire to further develop the situation using FBCB2, FM, or other tactical means. OR d. Directs the company to establish a hasty defense/support by fire (SBF) position and takes further guidance from commander using FBCB2, FM, or other tactical means. OR e. Chooses an alternative COA based on evaluation and development of the situation. <p>* 7. Company commander recommends alternative COA (if situation dictates a change to the original plan).</p> <ul style="list-style-type: none"> a. Sends recommendation to the higher headquarters commander using FBCB2, FM, or other tactical means. b. Receives orders to execute the COA selected by the higher headquarters commander through FBCB2, FM, or other tactical means. c. Uses cross talk with other companies as necessary to obtain support (company commander or designated representative) using FBCB2, FM, or other tactical means. <p>* 8. Company commander directs the company to execute the COA based on the situation or commander's order using FBCB2, FM, or other tactical means.</p> <ul style="list-style-type: none"> a. Directs the company to destroy an inferior force. OR b. Directs company to conduct overwatch and or support by fire. OR c. Directs company to conduct an attack by fire. OR d. Directs company to assault an enemy position. OR 		

TASK STEPS AND PERFORMANCE MEASURES	GO	NO-GO
e. Directs company to break contact and conduct bypass operations. OR f. Directs company to conduct reconnaissance by fire. OR g. Directs company to conduct defense of a battle position. OR h. Directs company to breach an obstacle. * 9. Company commander or designated representative keeps the higher command informed throughout the operation using FBCB2, FM, or other tactical means. a. Sends updated situation reports (SITREPs) and or SPOTREPs as necessary. b. Reports completion of the operation. 10. Company consolidates and reorganizes as necessary. 11. Company handles enemy prisoners of war (EPW), if applicable. 12. Company treats and evacuates casualties, if applicable. 13. Company processes captured documents and or equipment, if applicable. 14. Company continues operations as directed.		

TASK PERFORMANCE/EVALUATION SUMMARY BLOCK							
ITERATION	1	2	3	4	5	M	TOTAL
TOTAL TASK STEPS EVALUATED							
TOTAL TASK STEPS "GO"							
TRAINING STATUS "GO"/"NO-GO"							

"*" indicates a leader task step.

SUPPORTING INDIVIDUAL TASKS: NONE

SUPPORTING COLLECTIVE TASKS

Task Number	Task Title	References
07-2-1396	Employ Obstacles (Infantry Company)	ARTEP 7-10-MTP ARTEP 7-12-MTP
07-2-2072	Report Tactical Information (Infantry Company)	ARTEP 7-10-MTP ARTEP 7-12-MTP
07-2-3036	Integrate Indirect Fire Support (Infantry Company)	ARTEP 7-10-MTP ARTEP 7-12-MTP
07-2-4027	Handle Enemy Prisoners of War (Infantry Company)	ARTEP 7-10-MTP ARTEP 7-12-MTP
07-2-4045	Process Captured Documents and Equipment (Infantry Company)	ARTEP 7-10-MTP ARTEP 7-12-MTP
07-2-4063	Treat and Evacuate Casualties (Antiarmor/Infantry Company)	ARTEP 7-10-MTP ARTEP 7-12-MTP

ARTEP 7-12-MTP

SUPPORTING COLLECTIVE TASKS

Task Number	Task Title	References
07-2-5009	Conduct a Rehearsal (Infantry Company)	ARTEP 7-12-MTP ARTEP 7-91-MTP ARTEP 7-10-MTP ARTEP 7-12-MTP
07-2-5063	Conduct Risk Management (Infantry Company)	ARTEP 7-10-MTP
07-2-5081	Conduct Troop-leading Procedures (Infantry Company)	ARTEP 7-12-MTP ARTEP 7-10-MTP
07-2-5153	Prepare for Combat (Infantry Company)	ARTEP 7-12-MTP ARTEP 7-10-MTP ARTEP 7-12-MTP

OPFOR TASKS AND STANDARDS

TASK: Conduct Sniper Operations (07-OPFOR-0017)

CONDITION: The OPFOR is conducting operations independently or as part of a larger force and is ordered to conduct sniper operations against the enemy elements. The enemy elements are occupying an assembly area, conducting tactical movement, conducting a tactical road march, or are otherwise susceptible to a sniper attack. All assigned OPFOR equipment and personnel are available.

STANDARD: The OPFOR conducts sniper operations IAW the OPORD and or commander's guidance. The OPFOR snipers set up well-concealed locations and engage the enemy personnel with short bursts of semiautomatic fire. The OPFOR snipers delay or disrupt the enemy activities and or kill the enemy personnel. The OPFOR snipers prevent their position from being discovered. The OPFOR snipers report all specified intelligence requirements to higher HQ.

Note: During training exercises, the enemy commander or leader should select the size of the OPFOR element based on threat doctrine.

TASK: Defend an Obstacle (07-OPFOR-0020)

CONDITION: The OPFOR is conducting operations independently or as part of a larger force. The OPFOR has employed obstacles and is covering them with direct and indirect fires. All necessary personnel and equipment are available. The enemy has indirect fire support available.

STANDARD: The OPFOR defends obstacles IAW the operation order and or commander's guidance. The OPFOR covers the obstacles by fire. The OPFOR fixes the enemy in the obstacles and destroys them by fire.

Note: During training exercises, the enemy commander or leader should select the size of the OPFOR element based on threat doctrine.

TASK: Conduct an Ambush (07-OPFOR-0025)

CONDITION: The OPFOR is conducting operations independently or as part of a larger force. The OPFOR is directed to conduct an ambush along a suspected enemy route or avenue of approach. All assigned OPFOR equipment and personnel are available. The OPFOR has indirect fire support available.

STANDARD: The OPFOR conducts the ambush IAW the OPORD and or commander's guidance. The OPFOR conducts aggressive maneuver from concealed positions and delivers accurate coordinated fires

to kill or capture enemy personnel and destroy, disable, or capture the enemy's equipment and supplies. The OPFOR withdraws from the ambush site, reorganizes and consolidates, and continues with follow-on mission.

Note: During training exercises, the enemy commander or leader should select the size of the OPFOR element based on threat doctrine.

ARTEP 7-12-MTP

ELEMENT: RIFLE CO INF BN (BCT)

TASK: Breach an Obstacle (Infantry Company) (07-2-1477)

(FM 3-34.2)
(FM 21-60)
(FM 7-10)

(FM 101-5-1)
(FM 24-35)
(FM 7-12 (3-21.11))

(FM 101-5-2)
(FM 24-35-1)
(FM 7-85)

ITERATION: 1 2 3 4 5 M (Circle)

COMMANDER/LEADER ASSESSMENT: T P U (Circle)

CONDITIONS: The company is conducting operations as part of a higher headquarters and has received an operation order (OPORD) or fragmentary order (FRAGO) to immediately breach an obstacle that cannot be bypassed. All necessary personnel and equipment are available. The company has indirect fire support available. The company has communications with higher, adjacent, and subordinate elements. The company has been provided guidance on the rules of engagement (ROE) and rules of interaction (ROI). Coalition forces and noncombatants may be present in the operational environment. Some iterations of this task should be conducted during limited visibility conditions. Some iterations of this task should be performed in MOPP4.

TASK STANDARDS: The company breaches the obstacle in accordance with (IAW) the tactical standing operating procedures (TSOP), the order, and or higher commander's guidance. The company breaches the obstacle using the fundamentals of suppress, obscure, secure, reduce, and assault (SOSRA). The company provides security (near and far side), reduces the obstacle, marks lanes, and passes through the obstacle. The company complies with the ROE and ROI.

TASK STEPS AND PERFORMANCE MEASURES	GO	NO-GO
<ul style="list-style-type: none"> * 1. Company leaders gain and or maintain situational understanding using information that is gathered from force XXI battle command brigade and below (FBCB2) (if applicable), frequency modulated (FM) communications, maps, intelligence summaries, situation reports (SITREPs), and or other available information sources. * 2. Company commander receives an OPORD or FRAGO and issues warning order (WARNO) to the company using FBCB2, FM, or other tactical means. * 3. Company commander conducts troop-leading procedures with emphasis on the following. <ul style="list-style-type: none"> a. Confirms friendly and enemy situations. <ul style="list-style-type: none"> (1) Receives an updated digital report showing the location of forward and adjacent friendly elements, if applicable. (2) Receives an updated enemy situational template for added fratricide prevention and increased force protection, if applicable. (3) Confirms any changes to the company team and company task or purpose. (4) Confirms any changes to the scheme of maneuver. b. Plans, integrates, and coordinates indirect fire support and or close air support, if available. c. Identifies direct fire responsibilities. d. Identifies dismount points, if applicable. e. Coordinates and synchronizes activities within each battlefield operating system (BOS). f. Considers the enemy's capabilities, likely courses of action (COA), and specific weapons capabilities. g. Organizes the company as necessary to accomplish the mission and or compensate for combat losses. 		

TASK STEPS AND PERFORMANCE MEASURES	GO	NO-GO
<p>(1) Designates a support, assault, and breach element.</p> <p>h. Addresses actions on chance contact with the enemy.</p> <p>i. Coordinates with higher headquarters for TerraBase products (terrain products generated by engineer software), if available.</p> <p>j. Disseminates digital reports (if applicable) and overlays to each subordinate element to keep them abreast of the situation.</p> <p>k. Company commander develops a COA using suppress, observe, secure, reduce, and assault (SOSRA).</p> <p>(1) Considers suppress.</p> <p>(a) Identifies the support element's axis of advance to support by fire (SBF) positions.</p> <p>(b) Establishes SBF positions that will allow the support element to fire at the same time from different directions.</p> <p>(c) Establishes target reference points (TRPs) to control the support and breach elements' direct fires.</p> <p>(d) Plans essential indirect fire targets to assist in suppressing the enemy.</p> <p>(e) Develops a plan for lifting and shifting fires.</p> <p>(2) Considers obscure.</p> <p>(a) Determines the location of smoke targets.</p> <p>(b) Identifies terrain features that mask the company's point of breach and limit the number of enemy forces that can effectively observe and fire on the breach element.</p> <p>(c) Considers conducting the breach during limited visibility conditions, such as fog or darkness.</p> <p>(d) Determines smoke requirements.</p> <p>(3) Considers secure.</p> <p>(a) Plans direct fire control measures as necessary.</p> <p>(b) Uses terrain and the positioning of near-side and far-side security SBF near the point of breach to facilitate the survivability of the breach element.</p> <p>(c) Plans local security at the breach site to suppress overwatching enemy forces that are close to the obstacle.</p> <p>(4) Considers reduce.</p> <p>(a) Identifies primary and alternate reduction technique, such as explosive, mechanical, electronic, and manual.</p> <p>(b) Determines tentative location of lanes and the separation between the lanes, if applicable.</p> <p>(c) Identifies tentative positions and routes for the breach element as it maneuvers toward the obstacle.</p> <p>(5) Considers assault.</p> <p>(a) Develops objectives for the assault element.</p> <p>(b) Identifies SBF positions to be occupied by the assault element to facilitate passage of follow on elements.</p> <p>(c) Plans direct and indirect fire control measures that support the seizure of the far-side objectives.</p> <p>* 4. Company commander requests additional resources, as required, using FBCB2, FM, or other tactical means.</p> <p>* 5. Company commander issues orders and instructions to include ROE and ROI.</p> <p>a. Issues clear and concise taskings to platoons.</p> <p>6. Company conducts a rehearsal.</p>		

TASK STEPS AND PERFORMANCE MEASURES	GO	NO-GO
<ul style="list-style-type: none"> * 7. Company commander issues a FRAGO, as necessary, to address changes to the plan identified during the rehearsal. * 8. Company commander or his designated representative positions support, assault, and breach elements. <ul style="list-style-type: none"> a. Enters way points into position navigation (POSNAV) equipment to aid navigation. b. Moves along covered and concealed routes, using appropriate technique of movement and formation based on the enemy position. * 9. Company commander ensures synchronization of that suppression and obscuration are synchronized with reduction and assault. *10. Company commander coordinates and or synchronizes actions of the support, assault, and breach elements. *11. Company commander uses FRAGOs as necessary to redirect actions of subordinate elements. 12. Support element supports the breach. <ul style="list-style-type: none"> a. Suppresses enemy elements capable of placing direct fires on the point of breach. b. Suppresses enemy elements capable of placing direct fires on the assault element. c. Calls for and adjust indirect fires, including obscuration. d. Fixes enemy elements that are capable of repositioning. 13. Breach element conducts the breach. <ul style="list-style-type: none"> a. Reduces lanes in the obstacle. b. Provides local security (far-side and near-side). c. Provides additional suppression of enemy elements overwatching the obstacle. d. Marks the location of created lanes. e. Reports the location of created lanes using FBCB2, FM, or other tactical means. f. Assists the passage of the assault force through created lanes. 14. Assault element assaults through the obstacle. <ul style="list-style-type: none"> a. Seizes the far-side objective, if required. b. Reduces protective obstacles, if required. c. Prevents enemy direct fire from interfering with follow-on elements as they pass through the lanes. d. Provides clear routes to the battle handover line (BHL) for follow on elements, if applicable. e. Conducts battle handover with follow on forces, if applicable. *15. Company commander reports completion of the breach to higher headquarters using FBCB2, FM, or other tactical means. 16. Company consolidates and reorganizes as necessary. 17. Company secures enemy prisoners of war (EPW), if applicable. 18. Company treats and evacuates casualties as required. 19. Company processes captured documents and or equipment, if applicable. 		

TASK STEPS AND PERFORMANCE MEASURES	GO	NO-GO
20. Company continues operations as ordered.		

TASK PERFORMANCE/EVALUATION SUMMARY BLOCK							
ITERATION	1	2	3	4	5	M	TOTAL
TOTAL TASK STEPS EVALUATED							
TOTAL TASK STEPS "GO"							
TRAINING STATUS "GO"/"NO-GO"							

"*" indicates a leader task step.

SUPPORTING INDIVIDUAL TASKS: NONE

SUPPORTING COLLECTIVE TASKS

Task Number	Task Title	References
07-2-1306-A	Conduct Operations during Limited Visibility (Antiarmor/Infantry Company)	ARTEP 7-10-MTP
07-2-1342	Conduct Tactical Movement (Infantry Company)	ARTEP 7-91-MTP ARTEP 7-10-MTP
07-2-1468	Take Action on Contact (Infantry Company)	ARTEP 7-12-MTP ARTEP 7-10-MTP
07-2-2018	Conduct an Area or Zone Reconnaissance (Infantry Company)	ARTEP 7-12-MTP ARTEP 7-10-MTP
07-2-2072	Report Tactical Information (Infantry Company)	ARTEP 7-12-MTP ARTEP 7-10-MTP
07-2-3000	Conduct Overwatch and or Support by Fire (Infantry Company)	ARTEP 7-12-MTP ARTEP 7-10-MTP
07-2-3027	Integrate Direct Fires (Infantry Company)	ARTEP 7-12-MTP ARTEP 7-10-MTP
07-2-3036	Integrate Indirect Fire Support (Infantry Company)	ARTEP 7-12-MTP ARTEP 7-10-MTP
07-2-4063	Treat and Evacuate Casualties (Antiarmor/Infantry Company)	ARTEP 7-12-MTP ARTEP 7-10-MTP
07-2-5009	Conduct a Rehearsal (Infantry Company)	ARTEP 7-12-MTP ARTEP 7-91-MTP ARTEP 7-10-MTP
07-2-5027	Conduct Consolidation and Reorganization (Infantry Company)	ARTEP 7-12-MTP ARTEP 7-10-MTP
07-2-5063	Conduct Risk Management (Infantry Company)	ARTEP 7-12-MTP ARTEP 7-10-MTP
		ARTEP 7-12-MTP

ARTEP 7-12-MTP**SUPPORTING COLLECTIVE TASKS**

Task Number	Task Title	References
07-2-5081	Conduct Troop-leading Procedures (Infantry Company)	ARTEP 7-10-MTP
07-2-5153	Prepare for Combat (Infantry Company)	ARTEP 7-12-MTP ARTEP 7-10-MTP ARTEP 7-12-MTP
07-3-1027	Breach an Obstacle (Infantry Platoon/Squad)	ARTEP 7-5-MTP
07-3-1045	Conduct a Bypass (Infantry/Reconnaissance Platoon/Squad)	ARTEP 7-7J-MTP ARTEP 7-8-MTP ARTEP 7-4-MTP
07-3-1189	Conduct Actions at Danger Areas (Infantry/Reconnaissance Platoon)	ARTEP 7-5-MTP ARTEP 7-7J-MTP ARTEP 7-8-MTP ARTEP 7-92-MTP ARTEP 7-4-MTP
07-3-1234	Conduct Operations during Limited Visibility (Antiarmor/Infantry/Mortar/Reconnaissance Platoon/Squad)	ARTEP 7-5-MTP ARTEP 7-7J-MTP ARTEP 7-8-MTP ARTEP 7-92-MTP ARTEP 7-91-MTP
07-3-1252	Conduct Overwatch and or Support by Fire (Antiarmor/Infantry Platoon/Squad)	ARTEP 7-5-MTP
07-3-1270	Conduct Tactical Movement (Mounted or Dismounted) (Antiarmor/Infantry/Mortar/Reconnaissance Platoon/Squad)	ARTEP 7-7J-MTP ARTEP 7-8-MTP ARTEP 7-91-MTP ARTEP 7-4-MTP
07-3-1432	Take Action on Contact (Infantry/Mortar/Reconnaissance Platoon/Squad)	ARTEP 7-5-MTP ARTEP 7-7J-MTP ARTEP 7-8-MTP ARTEP 7-90-MTP ARTEP 7-91-MTP ARTEP 7-92-MTP ARTEP 7-4-MTP
07-3-2054	Report Tactical Information (Infantry/Mortar/Reconnaissance Platoon/Squad)	ARTEP 7-5-MTP ARTEP 7-7J-MTP ARTEP 7-8-MTP ARTEP 7-90-MTP ARTEP 7-92-MTP ARTEP 7-4-MTP

SUPPORTING COLLECTIVE TASKS

Task Number	Task Title	References
07-3-3009	Employ Fire Support (Infantry/ Reconnaissance Platoon/Squad)	ARTEP 7-4-MTP ARTEP 7-5-MTP ARTEP 7-7J-MTP ARTEP 7-8-MTP ARTEP 7-92-MTP
07-3-4045	Treat and Evacuate Casualties (Infantry/ Mortar/Reconnaissance Platoon/Squad)	ARTEP 7-4-MTP ARTEP 7-5-MTP ARTEP 7-7J-MTP ARTEP 7-8-MTP ARTEP 7-90-MTP ARTEP 7-92-MTP
07-3-5000	Conduct a Rehearsal (Infantry/Mortar/ Reconnaissance Platoon/Squad)	ARTEP 7-4-MTP ARTEP 7-5-MTP ARTEP 7-7J-MTP ARTEP 7-8-MTP ARTEP 7-90-MTP ARTEP 7-92-MTP
07-3-5027	Conduct Risk Management (Infantry/ Mortar/Reconnaissance Platoon/Squad)	ARTEP 7-4-MTP ARTEP 7-5-MTP ARTEP 7-7J-MTP ARTEP 7-8-MTP ARTEP 7-90-MTP ARTEP 7-92-MTP
07-3-5036	Conduct Troop-leading Procedures (Infantry/Mortar/Reconnaissance Platoon/Squad)	ARTEP 7-4-MTP ARTEP 7-5-MTP ARTEP 7-7J-MTP ARTEP 7-8-MTP ARTEP 7-90-MTP ARTEP 7-92-MTP
07-3-5081	Prepare for Combat (Infantry/Mortar/ Reconnaissance Platoon/Squad)	ARTEP 7-4-MTP ARTEP 7-5-MTP ARTEP 7-7J-MTP ARTEP 7-8-MTP ARTEP 7-90-MTP ARTEP 7-92-MTP
07-3-6027	Maintain Operations Security (Infantry/ Mortar/Reconnaissance Platoon/Squad)	ARTEP 7-4-MTP ARTEP 7-5-MTP ARTEP 7-7J-MTP ARTEP 7-8-MTP ARTEP 7-90-MTP ARTEP 7-92-MTP

OPFOR TASKS AND STANDARDS

TASK: Conduct Sniper Operations (07-OPFOR-0017)

CONDITION: The OPFOR is conducting operations independently or as part of a larger force and is ordered to conduct sniper operations against the enemy elements. The enemy elements are occupying an assembly area, conducting tactical movement, conducting a tactical road march, or are otherwise susceptible to a sniper attack. All assigned OPFOR equipment and personnel are available.

STANDARD: The OPFOR conducts sniper operations IAW the OPORD and or commander's guidance. The OPFOR snipers set up well-concealed locations and engage the enemy personnel with short bursts of semiautomatic fire. The OPFOR snipers delay or disrupt the enemy activities and or kill the enemy personnel. The OPFOR snipers prevent their position from being discovered. The OPFOR snipers report all specified intelligence requirements to higher HQ.

Note: During training exercises, the enemy commander or leader should select the size of the OPFOR element based on threat doctrine.

TASK: Defend an Obstacle (07-OPFOR-0020)

CONDITION: The OPFOR is conducting operations independently or as part of a larger force. The OPFOR has employed obstacles and is covering them with direct and indirect fires. All necessary personnel and equipment are available. The enemy has indirect fire support available.

STANDARD: The OPFOR defends obstacles IAW the operation order and or commander's guidance. The OPFOR covers the obstacles by fire. The OPFOR fixes the enemy in the obstacles and destroys them by fire.

Note: During training exercises, the enemy commander or leader should select the size of the OPFOR element based on threat doctrine.

ELEMENT: RIFLE CO INF BN (BCT)

TASK: Conduct Operations with Armored or Mechanized Infantry Vehicles in an Urban Environment (Infantry Company) (07-2-1486)

(FM 17-15)	(FM 100-14)	(FM 101-5)
(FM 101-5-1)	(FM 101-5-2)	(FM 21-60)
(FM 24-35)	(FM 24-35-1)	(FM 7-10)
(FM 7-12 (3-21.11))	(FM 7-85)	(FM 90-10(HTF))
(FM 90-10-1)		

ITERATION: 1 2 3 4 5 M (Circle)

COMMANDER/LEADER ASSESSMENT: T P U (Circle)

CONDITIONS: The company is conducting operations as part of a higher headquarters and has received an operation order (OPORD) or fragmentary order (FRAGO) to conduct an operation with armored and or mechanized vehicles. Armored and or mechanized infantry assets are operational control (OPCON) to the company. All necessary company personnel and equipment are available. The company has communications with higher, adjacent, subordinate, and supporting elements. The company has been provided guidance on the rules of engagement (ROE) and rules of interaction (ROI). Coalition forces and noncombatants may be present in the operational environment. Some iterations of this task should be conducted during limited visibility conditions. Some iterations of this task should be performed in MOPP4.

TASK STANDARDS: The company conducts the operation with armored or mechanized infantry vehicles in accordance with (IAW) the tactical standing operating procedures (TSOP), the order, and or commander's guidance. The company completes all necessary coordination with OPCON elements. The company commander integrates armored and or mechanized infantry vehicles into the company scheme of maneuver and fire plan. The company complies with the ROE and ROI.

TASK STEPS AND PERFORMANCE MEASURES	GO	NO-GO
<ul style="list-style-type: none"> * 1. Company team leaders gain and or maintain situational understanding using information that is gathered from force XXI battle command brigade and below (FBCB2), frequency modulated (FM) communications, maps, intelligence summaries, situation reports (SITREPs), and other available information sources. * 2. Company commander receives an OPORD or FRAGO and issues warning order (WARNO) to the company using FBCB2, FM, or other tactical means. * 3. Company commander confirms friendly and enemy situations. <ul style="list-style-type: none"> a. Receives an updated digital report showing the location of forward and adjacent friendly elements, if applicable. b. Receives an updated enemy situational template for added fratricide prevention and increased force protection, if applicable. * 4. Company commander plans using troop-leading procedures. <ul style="list-style-type: none"> a. Conducts analysis based on factors of mission, enemy, terrain and weather, troops and support available, time available, and civil considerations (METT-TC). <ul style="list-style-type: none"> (1) Considers the enemy's capabilities, likely courses of action (COAs), and specific weapons capabilities. b. Conducts a digital and or conventional map reconnaissance of the area. <ul style="list-style-type: none"> (1) Identifies tentative objective rally point (ORP), if used and observation posts (OPs). (2) Identifies objective. (3) Identifies tentative, security, support by fire, and assault positions. 		

TASK STEPS AND PERFORMANCE MEASURES	GO	NO-GO
<p>(4) Identifies likely enemy avenues of approach. (5) Identifies routes to and from the ORP, OPs, and objective. (6) Marks tentative dismount points on digital and conventional maps as appropriate. (7) Marks protected buildings, facilities, and or areas. (8) Marks withdrawal routes.</p> <p>c. Develops a company fire plan (normally developed with fire support team [FIST]). (1) Plans and coordinates indirect fire support and or close air support, if available. (2) Identifies direct fire responsibilities. (3) Plans the integration of direct and indirect fires IAW higher headquarters' fire support plan. (4) Covers likely avenues of approach.</p> <p>d. Coordinates signals for lifting and shifting fires.</p> <p>e. Ensures all leaders understand the limitations and capabilities of the armored force.</p> <p>f. Plans communications. (1) Ensures communications equipment is compatible (digital and or FM). (2) Ensures frequencies, call signs, and signals are understood by all elements.</p> <p>Note: During defensive operations, infantry companies can run wire to armored vehicles to aid communications.</p> <p>g. Organizes the company as necessary to accomplish the mission (normally one tank supports an infantry platoon). (1) Designates a reserve, if required.</p> <p>h. Plans and coordinates combat service support (CSS).</p> <p>i. Addresses actions on chance contact with the enemy.</p> <p>j. Coordinates and synchronizes activities within each battlefield operating system (BOS).</p> <p>k. Coordinates with adjacent units using FBCB2, FM, or other tactical means, if required.</p> <p>* 5. Company commander disseminates digital or conventional reports (if applicable), overlays, and other pertinent information to all elements to keep them abreast of the situation.</p> <p>* 6. Company commander briefs the maneuver and fire support plan.</p> <p>* 7. Company commander briefs signals for lifting and shifting fires.</p> <p>* 8. Company commander issues orders and instructions to include ROE and ROI. a. Issues clear and concise taskings to platoons and or elements.</p> <p>9. Company conducts a rehearsal.</p> <p>10. Company moves tactically to ORP, if used. a. Enters way points into position navigation (POSNAV) equipment to aid navigation. b. Secures ORP.</p> <p>*11. Company commander or designated representative and reconnaissance element conducts the reconnaissance based on factors of METT-TC. a. Enters way points into position navigation (POSNAV) equipment to aid navigation. b. Conducts a passage of lines, if required.</p>		

TASK STEPS AND PERFORMANCE MEASURES	GO	NO-GO
<ul style="list-style-type: none"> c. Pinpoints the objective. d. Selects routes to and from the objective. e. Establishes security at the objective. f. Selects security, support, and assault positions. g. Selects OP positions, if required. h. Verifies and updates intelligence information. i. Leaves a surveillance team to observe the objective. j. Returns to the ORP or company position. <p>*12. Company commander adjusts the plan based on updated intelligence and reconnaissance effort.</p> <p>*13. Company commander updates the enemy situation.</p> <p>*14. Company commander disseminates updated digital reports (if applicable), overlays, and other pertinent information.</p> <p>*15. Company commander positions himself so he can view and control the operation.</p> <p>*16. Company commander uses FRAGOs as necessary to redirect actions of subordinate elements.</p> <p>17. Company provides dismounted support to armored and or mechanized infantry vehicles.</p> <p>Note: Coordination between the company/platoon leader and armored vehicles must be close and continuous.</p> <ul style="list-style-type: none"> a. Leads vehicles through: <ul style="list-style-type: none"> (1) Built-up areas. (2) Other restrictive terrain. (3) Defiles. b. Acts as guides during limited visibility. c. Finds and breaches or marks and bypasses antiarmor obstacles. d. Detects, suppresses, or destroys enemy antiarmor positions. e. Designates targets for vehicles. f. Protects vehicles in close terrain. <p>18. Company commander or designated representative employs armored and or mechanized infantry vehicles on urban terrain.</p> <ul style="list-style-type: none"> a. Uses armored and or mechanized infantry vehicles in the OFFENSE. <ul style="list-style-type: none"> (1) To provide covering fires when assaulting buildings and or positions and clearing buildings. (2) To destroy enemy gunners within buildings and adjacent structures. (3) To isolate the objective to prevent enemy withdrawal, reinforcement, and or counterattack. (4) To establish roadblocks or barricade to help isolate the objective building. (5) To secure cleared portions of the objective. (6) To provide obscuring smoke. (7) To breach walls Bradley fighting vehicle. (BFV) (8) To destroy positions in a building with direct fire. (BFV) (9) To evacuate casualties from areas of direct fire. (BFV) b. Uses armored and or mechanized infantry vehicles in the DEFENSE. <ul style="list-style-type: none"> (1) To provide fire support to rifle platoons and mutual support for each other. (2) To destroy armored vehicles. 		

ARTEP 7-12-MTP

TASK STEPS AND PERFORMANCE MEASURES	GO	NO-GO
(3) To neutralize or suppress enemy positions. (4) To provide rapid protected transport for rifle platoons. (BFVs) (May use Infantry carrier vehicle [ICV] depending on factors of METT-TC.) (5) To reinforce threatened areas. (6) To resupply rifle platoons. (BFVs and ICVs [METT-TC dependent].) (7) To evacuate casualties from areas of direct fire. (BFV)		

TASK PERFORMANCE/EVALUATION SUMMARY BLOCK							
ITERATION	1	2	3	4	5	M	TOTAL
TOTAL TASK STEPS EVALUATED							
TOTAL TASK STEPS "GO"							
TRAINING STATUS "GO"/"NO-GO"							

"*" indicates a leader task step.

SUPPORTING INDIVIDUAL TASKS: NONE

SUPPORTING COLLECTIVE TASKS

Task Number	Task Title	References
07-2-1351	Conduct Tactical Movement in a Built-up Area (Infantry Company)	ARTEP 7-10-MTP
07-2-1468	Take Action on Contact (Infantry Company)	ARTEP 7-12-MTP ARTEP 7-10-MTP
07-2-3027	Integrate Direct Fires (Infantry Company)	ARTEP 7-12-MTP ARTEP 7-10-MTP
07-2-3036	Integrate Indirect Fire Support (Infantry Company)	ARTEP 7-12-MTP ARTEP 7-10-MTP
07-2-5009	Conduct a Rehearsal (Infantry Company)	ARTEP 7-12-MTP ARTEP 7-10-MTP
07-2-5036	Conduct Coordination (Infantry Company)	ARTEP 7-12-MTP ARTEP 7-10-MTP
07-2-5063	Conduct Risk Management (Infantry Company)	ARTEP 7-12-MTP ARTEP 7-10-MTP
07-2-5081	Conduct Troop-leading Procedures (Infantry Company)	ARTEP 7-12-MTP ARTEP 7-10-MTP
07-2-5153	Prepare for Combat (Infantry Company)	ARTEP 7-12-MTP ARTEP 7-10-MTP
07-2-6063	Maintain Operations Security (Infantry Company)	ARTEP 7-12-MTP ARTEP 7-10-MTP
07-3-1243	Conduct Operations with Armored or Mechanized Vehicles in an Urban Environment (Infantry Platoon/Squad)	ARTEP 7-12-MTP ARTEP 7-5-MTP ARTEP 7-7J-MTP ARTEP 7-8-MTP

SUPPORTING COLLECTIVE TASKS

Task Number	Task Title	References
07-3-1279	Conduct Tactical Movement in a Built-up Area (Antiarmor/Infantry/Reconnaissance Platoon/Squad)	ARTEP 7-4-MTP ARTEP 7-5-MTP ARTEP 7-7J-MTP ARTEP 7-8-MTP ARTEP 7-91-MTP ARTEP 7-92-MTP
07-3-1432	Take Action on Contact (Infantry/Mortar/ Reconnaissance Platoon/Squad)	ARTEP 7-4-MTP ARTEP 7-5-MTP ARTEP 7-7J-MTP ARTEP 7-8-MTP ARTEP 7-90-MTP ARTEP 7-92-MTP
07-3-3009	Employ Fire Support (Infantry/ Reconnaissance Platoon/Squad)	ARTEP 7-4-MTP ARTEP 7-5-MTP ARTEP 7-7J-MTP ARTEP 7-8-MTP ARTEP 7-92-MTP
07-3-5000	Conduct a Rehearsal (Infantry/Mortar/ Reconnaissance Platoon/Squad)	ARTEP 7-4-MTP ARTEP 7-5-MTP ARTEP 7-7J-MTP ARTEP 7-8-MTP ARTEP 7-90-MTP ARTEP 7-92-MTP
07-3-5027	Conduct Risk Management (Infantry/Mortar/ Reconnaissance Platoon/Squad)	ARTEP 7-4-MTP ARTEP 7-5-MTP ARTEP 7-7J-MTP ARTEP 7-8-MTP ARTEP 7-90-MTP ARTEP 7-92-MTP
07-3-5036	Conduct Troop-leading Procedures (Infantry/Mortar/Reconnaissance Platoon/Squad)	ARTEP 7-4-MTP ARTEP 7-5-MTP ARTEP 7-7J-MTP ARTEP 7-8-MTP ARTEP 7-90-MTP ARTEP 7-92-MTP
07-3-5081	Prepare for Combat (Infantry/Mortar/ Reconnaissance Platoon/Squad)	ARTEP 7-4-MTP ARTEP 7-5-MTP ARTEP 7-7J-MTP ARTEP 7-8-MTP ARTEP 7-90-MTP ARTEP 7-92-MTP
07-3-6027	Maintain Operations Security (Infantry/ Mortar/Reconnaissance Platoon/Squad)	ARTEP 7-4-MTP ARTEP 7-5-MTP

SUPPORTING COLLECTIVE TASKS

Task Number	Task Title	References
		ARTEP 7-7J-MTP ARTEP 7-8-MTP ARTEP 7-90-MTP ARTEP 7-92-MTP

OPFOR TASKS AND STANDARDS

TASK: Conduct an Attack (07-OPFOR-0012)

CONDITION: The OPFOR is conducting operations independently or as part of a larger force. The OPFOR has determined that the enemy element is occupying defensive positions, conducting convoy operations, occupying an assembly or rear area, or is otherwise susceptible to attack. All assigned enemy equipment and personnel are available. Indirect fire support is available.

STANDARD: The OPFOR conducts an attack IAW the OPORD and or commander's guidance. The OPFOR executes the attack by completely neutralizing, destroying, deceiving, or disrupting the enemy element at the designated time and location specified in the operation order and or commander's guidance.

Note: During training exercises, the enemy commander or leader should select the size of the OPFOR element based on threat doctrine.

TASK: Execute Actions on Contact (07-OPFOR-0015)

CONDITION: The OPFOR is conducting offensive operations independently or as part of a larger force. The OPFOR makes contact with the enemy by receipt of direct fires, indirect fires, or direct observation. All assigned OPFOR equipment and personnel are available. The OPFOR has indirect fire, close air, and engineer support available.

STANDARD: The OPFOR executes actions on contact IAW the OPORD and or commander's guidance. The OPFOR conducts fire and maneuver to rapidly rout the enemy, seize the initiative, and create advantageous conditions for subsequent operations.

Note: During training exercises, the enemy commander or leader should select the size of the OPFOR element based on threat doctrine.

TASK: Defend (07-OPFOR-0019)

CONDITION: The OPFOR is conducting defensive operations independently or as part of a larger force. The OPFOR is occupying key terrain and is in prepared fighting positions. All assigned equipment and personnel are available. Indirect fire, close air, and engineer support are available to the OPFOR.

STANDARD: The OPFOR conducts the defense IAW the operation order and or the commander's guidance. The OPFOR defeats, repels, disrupts, or destroys the attacking enemy and retains key terrain.

Note: During training exercises, the enemy commander or leader should select the size of the OPFOR element based on threat doctrine.

TASK: Defend a Building (07-OPFOR-0022)

CONDITION: The OPFOR is conducting operations independently or as part of a larger force. The OPFOR has received an order to defend a building. All necessary personnel and equipment are available. Automatic weapons, antiarmor systems, and indirect fire support is available.

STANDARD: The OPFOR defends the building IAW the operation order and or commander's guidance. The OPFOR prevents the enemy from isolating and entering the building. The OPFOR blocks or canalizes the enemy to destroy them or force them to withdraw. The OPFOR retains control of the designated building or counterattacks to regain and maintain control.

Note: During training exercises, the enemy commander or leader should select the size of the OPFOR element based on threat doctrine.

TASK: Maintain Operations Security (07-OPFOR-0023)

CONDITION: The OPFOR is conducting operations independently or as part of a larger force. The OPFOR prevents the enemy from obtaining information about its operations and or intent. All necessary personnel and equipment are available.

STANDARD: The OPFOR maintains operations security IAW the operation order and or commander's guidance. The OPFOR denies information to the enemy by maintaining physical security, signal security, and information security. The OPFOR identifies and eliminates indicators that can be exploited by hostile intelligence organizations.

Note: During training exercises, the enemy commander or leader should select the size of the OPFOR element based on threat doctrine.

TASK: Conduct an Ambush (07-OPFOR-0025)

CONDITION: The OPFOR is conducting operations independently or as part of a larger force. The OPFOR is directed to conduct an ambush along a suspected enemy route or avenue of approach. All assigned OPFOR equipment and personnel are available. The OPFOR has indirect fire support available.

STANDARD: The OPFOR conducts the ambush IAW the OPORD and or commander's guidance. The OPFOR conducts aggressive maneuver from concealed positions and delivers accurate coordinated fires to kill or capture enemy personnel and destroy, disable, or capture the enemy's equipment and supplies. The OPFOR withdraws from the ambush site, reorganizes and consolidates, and continues with follow-on mission.

Note: During training exercises, the enemy commander or leader should select the size of the OPFOR element based on threat doctrine.

TASK: Conduct Biological/Chemical Operations (07-OPFOR-0027)

CONDITION: The OPFOR is conducting defensive or offensive operations independently or as part of a larger force. A decision has been made to employ biological or chemical weapons. Wind and weather conditions are right for the employment of biological or chemical weapons. All assigned OPFOR equipment and personnel are available.

STANDARD: The OPFOR conducts biological and or chemical operations IAW the OPORD and or commander's guidance. The OPFOR attacks the enemy with nerve, blood, blister, choking, incapacitant, and or irritant agents or pathogenic microbes and or microorganism toxins. The OPFOR delivers agents and or toxins using aircraft, multiple rocket launchers, artillery, mines, rockets, missiles, and or special operations forces. The OPFOR causes disruption of enemy operations, suspension of operations, and or casualties.

ARTEP 7-12-MTP

Note: During training exercises, the enemy commander or leader should select the size of the OPFOR element based on threat doctrine.

TASK: Conduct a Counterattack (07-OPFOR-0028)

CONDITION: The OPFOR is conducting operations independently or as part of a larger force. The OPFOR has been ordered to counterattack following a disrupted or halted enemy penetration attempt or while the enemy is consolidating and reorganizing on the objective. All assigned OPFOR equipment and personnel are available. The OPFOR has indirect fire and engineer support available. The OPFOR has gained air superiority.

STANDARD: The OPFOR conducts the counterattack IAW the OPORD and or commander's guidance. The OPFOR uses short, intense artillery and air preparation, attacks the enemy flanks or rear, and or exploits gaps and ruptures in the enemy formations. The OPFOR prevents consolidation and reorganization and evacuation of wounded enemy personnel. The OPFOR gains/regains terrain and destroys or captures the remaining enemy personnel and equipment.

Note: During training exercises, the enemy commander or leaders should select the size of the OPFOR element based on threat doctrine.

TASK: Conduct Air Attack (07-OPFOR-0029)

CONDITION: The OPFOR is conducting offensive operations independently or as part of a larger force. The enemy positions, formations, or soldiers have been identified and are susceptible to air attack. All necessary personnel and equipment are available. The OPFOR fixed-wing combat aircraft and attack helicopters are available to provide aerial fire support to ground maneuver forces.

STANDARD: The OPFOR executes the air attack using fixed- and rotor-winged aircraft IAW the OPORD and or commander's guidance. The enemy positions, formations, and or soldiers are destroyed, delayed, or forced to retreat.

Note: During training exercises, the enemy commander or leader should select the size of the OPFOR element based on threat doctrine.

TASK: Defend a Battle Position (07-OPFOR-0032)

CONDITION: The OPFOR is conducting operations independently or as part of a larger force. The OPFOR is in a hasty or deliberate occupation of a battle position, which may or may not be supported by obstacles. It observes the advancing enemy or is alerted to the enemy in the area by a spot report from higher headquarters. All necessary personnel and equipment are available. The OPFOR has automatic weapons, antiarmor systems, and indirect fire support available.

STANDARD: The OPFOR completes all defensive preparations NLT the time specified IAW the operation order and or commander's guidance. The enemy does not surprise the OPFOR main body. The OPFOR destroys, blocks, or canalizes the enemy when they enter the engagement area. The OPFOR retains control of the designated terrain and forces the withdrawal of the enemy. The OPFOR prevents destruction of obstacles.

Note: During training exercises, the enemy commander or leader should select the size of the OPFOR element based on threat doctrine.

ELEMENT: RIFLE CO INF BN (BCT)

TASK: Perform Air Assault Operations (Antiarmor/Infantry Company) (07-2-1495)
 (FM 90-4) (FM 100-14) (FM 101-5)
 (FM 101-5-1) (FM 21-60) (FM 24-35)
 (FM 24-35-1) (FM 7-10) (FM 7-12 (3-21.11))
 (FM 7-85)

ITERATION: 1 2 3 4 5 M (Circle)

COMMANDER/LEADER ASSESSMENT: T P U (Circle)

CONDITIONS: The company is conducting operations as part of a higher headquarters and has received an operation order (OPORD) or fragmentary order (FRAGO) that requires it to perform an air assault mission at the time specified. The pickup zone (PZ) and landing zone (LZ) has been designated in the order. Higher headquarters coordinates aviation assets and conducts indirect fire support planning. All necessary personnel and equipment are available. The company has communications with higher, adjacent, and subordinate elements. The company has been provided guidance on the rules of engagement (ROE) and rules of interaction (ROI). Coalition forces and noncombatants may be present in the operational environment. Some iterations of this task should be conducted during limited visibility conditions. Some iterations of this task should be performed in MOPP4.

TASK STANDARDS: The company performs the air assault in accordance with (IAW) the tactical standing operating procedures (TSOP), the order, and or higher commander's guidance. Company briefs members on loading, safety, and unloading procedures. The company arrives at the PZ and loads as per the loading plan by the specified time. The company establishes and maintains security in their designated area of the PZ. The company dismounts at the LZ, establishes security, and moves to designated area.

TASK STEPS AND PERFORMANCE MEASURES	GO	NO-GO
<p>Note: Air assault planning and coordination is normally conducted at battalion or higher headquarters. The battalion is the lowest level that has sufficient personnel to plan, coordinate, and control an air assault operation.</p> <ul style="list-style-type: none"> * 1. Company leaders gain and or maintain situational understanding using information that is gathered from force XXI battle command brigade and below (FBCB2) (If available), frequency modulated (FM) communications, maps, intelligence summaries, situation reports (SITREPs), and other available information sources. * 2. Company commander receives an OPORD or FRAGO and issues warning order (WARNO) to the company using FBCB2, FM, or other tactical means. * 3. Company commander confirms friendly and enemy situations. <ul style="list-style-type: none"> a. Receives an updated digital report showing the location of forward and adjacent friendly elements, if applicable. b. Receives an updated enemy situational template for added fratricide prevention and increased force protection, if applicable. c. Clarifies priority intelligence requirement (PIR) requirements. d. Confirms any changes to the company team and platoon task or purpose. e. Confirms any changes to the scheme of maneuver. * 4. Company commander or designated representative attends the air mission briefing, if possible. * 5. Company commander plans using troop-leading procedures. <ul style="list-style-type: none"> a. Conducts a digital and or conventional map reconnaissance. <ul style="list-style-type: none"> (1) Identifies pickup zone (PZ) and landing zone (LZ). 		

TASK STEPS AND PERFORMANCE MEASURES	GO	NO-GO
<p>(2) Identifies tentative security positions, if required. (3) Identifies likely enemy avenues of approach into the PZ. (4) Marks tentative dismount points on digital and conventional maps as appropriate.</p> <p>b. Identifies direct fire responsibilities. c. Considers the enemy's capabilities, likely courses of action (COA), and specific weapons capabilities. d. Addresses actions on chance contact with the enemy. e. Confirms procedures for calling for indirect fires. f. Selects a straggler control point, if not assigned by higher headquarters, for bumped personnel, if not provided by higher headquarters.</p> <p>* 6. Company commander disseminates digital reports (if applicable), overlays, and other pertinent information to each platoon to keep them abreast of the situation.</p> <p>* 7. Company commander organizes the load and or personnel based on the allowable cargo load as stated in the TSOP, OPORD, and or FRAGO. a. Designates chalks and chalk leaders. b. Ensures tactical integrity is maintained (keeps teams together on the same aircraft). c. Ensures self sufficiency is maintained (keeps weapon systems [for example, machine guns, Javelins, and their crews] on the same aircraft with ammunition and components). d. Ensures key personnel and weapons are distributed among the aircraft. e. Ensures each aircraft is loaded so that dismounting personnel can react promptly and contribute to mission accomplishment.</p> <p>* 8. Company commander or designated representative ensures company personnel are briefed on the air assault operation. a. Briefs locations of LZ, PZ, and rendezvous points. b. Briefs type of aircraft, if known. c. Briefs allowable cargo load of aircraft. d. Briefs priority of loading and bump plan. (1) Ensures bumped personnel (if any) are told to report to the straggler control point. e. Briefs contingency plan for downed aircraft (both for personnel on the aircraft and the remainder of the company). f. Briefs safety procedures.</p> <p>* 9. Company commander issues orders and instructions to include ROE and ROI. a. Issues clear and concise taskings to platoons and or elements.</p> <p>10. Company conducts a rehearsal.</p> <p>*11. Company commander issues a FRAGOs, as necessary, to address changes to the plan identified during the rehearsal.</p> <p>*12. Company commander coordinates and or synchronizes actions of subordinate elements.</p> <p>*13. Company commander uses FRAGOs as necessary to redirect actions of subordinate elements.</p> <p>14. Company elements move to the PZ and prepare for loading IAW the TSOP. a. Enter way points into position navigation (POSNAV) equipment to aid navigation. b. Secure their assigned portion of the PZ while waiting to load the aircraft.</p>		

TASK STEPS AND PERFORMANCE MEASURES	GO	NO-GO
c. Load at the time specified in the OPORD or FRAGO. d. Leave security with vehicles as necessary. e. Enforces safety measures IAW the TSOP. 15. Company dismounts aircraft after it lands IAW the TSOP, or guidance. a. Moves out about 20 meters from the side of the aircraft and assumes prone firing positions (facing outward). b. Moves to the assigned positions to provide all-round security. 16. Company consolidates and reorganizes as necessary. 17. Company evacuates casualties on departing aircraft. 18. Company continues operations as directed.		

TASK PERFORMANCE/EVALUATION SUMMARY BLOCK							
ITERATION	1	2	3	4	5	M	TOTAL
TOTAL TASK STEPS EVALUATED							
TOTAL TASK STEPS "GO"							
TRAINING STATUS "GO"/"NO-GO"							

"*" indicates a leader task step.

SUPPORTING INDIVIDUAL TASKS: NONE

SUPPORTING COLLECTIVE TASKS

Task Number	Task Title	References
07-2-1342	Conduct Tactical Movement (Infantry Company)	ARTEP 7-10-MTP
07-2-5000	Conduct a Rehearsal (Antiarmor Company/Platoon)	ARTEP 7-12-MTP ARTEP 7-91-MTP
07-2-5009	Conduct a Rehearsal (Infantry Company)	ARTEP 7-10-MTP ARTEP 7-12-MTP
07-2-5018	Conduct Consolidation and Reorganization (Antiarmor Company/Platoon)	ARTEP 7-91-MTP
07-2-5027	Conduct Consolidation and Reorganization (Infantry Company)	ARTEP 7-10-MTP
07-2-5054	Conduct Risk Management (Antiarmor Company/Platoon)	ARTEP 7-12-MTP ARTEP 7-91-MTP
07-2-5063	Conduct Risk Management (Infantry Company)	ARTEP 7-10-MTP
07-2-5072	Conduct Troop-leading Procedures (Antiarmor Company/Platoon)	ARTEP 7-12-MTP ARTEP 7-91-MTP
07-2-5081	Conduct Troop-leading Procedures (Infantry Company)	ARTEP 7-10-MTP
07-2-5144	Prepare for Combat (Antiarmor Company/Platoon)	ARTEP 7-12-MTP ARTEP 7-91-MTP

SUPPORTING COLLECTIVE TASKS

Task Number	Task Title	References
07-2-5153	Prepare for Combat (Infantry Company)	ARTEP 7-10-MTP ARTEP 7-12-MTP
07-2-6054	Maintain Operations Security (Antiarmor Company/Platoon)	ARTEP 7-91-MTP
07-2-6063	Maintain Operations Security (Infantry Company)	ARTEP 7-10-MTP
07-3-1270	Conduct Tactical Movement (Mounted or Dismounted) (Antiarmor/Infantry/Mortar/Reconnaissance Platoon/Squad)	ARTEP 7-12-MTP ARTEP 7-4-MTP ARTEP 7-5-MTP ARTEP 7-7J-MTP ARTEP 7-8-MTP ARTEP 7-90-MTP ARTEP 7-91-MTP ARTEP 7-92-MTP
07-3-1369	Perform Air Assault Operations (Infantry/Mortar/Reconnaissance Platoon/Squad)	ARTEP 7-4-MTP ARTEP 7-5-MTP ARTEP 7-7J-MTP ARTEP 7-8-MTP ARTEP 7-90-MTP ARTEP 7-92-MTP
07-3-5036	Conduct Troop-leading Procedures (Infantry/Mortar/Reconnaissance Platoon/Squad)	ARTEP 7-4-MTP ARTEP 7-5-MTP ARTEP 7-7J-MTP ARTEP 7-8-MTP ARTEP 7-90-MTP ARTEP 7-92-MTP
07-3-5081	Prepare for Combat (Infantry/Mortar/Reconnaissance Platoon/Squad)	ARTEP 7-4-MTP ARTEP 7-5-MTP ARTEP 7-7J-MTP ARTEP 7-8-MTP ARTEP 7-90-MTP ARTEP 7-92-MTP
07-3-6027	Maintain Operations Security (Infantry/Mortar/Reconnaissance Platoon/Squad)	ARTEP 7-4-MTP ARTEP 7-5-MTP ARTEP 7-7J-MTP ARTEP 7-8-MTP ARTEP 7-90-MTP ARTEP 7-92-MTP

OPFOR TASKS AND STANDARDS

TASK: Conduct an Attack (07-OPFOR-0012)

CONDITION: The OPFOR is conducting operations independently or as part of a larger force. The OPFOR has determined that the enemy element is occupying defensive positions, conducting convoy operations, occupying an assembly or rear area, or is otherwise susceptible to attack. All assigned enemy equipment and personnel are available. Indirect fire support is available.

STANDARD: The OPFOR conducts an attack IAW the OPORD and or commander's guidance. The OPFOR executes the attack by completely neutralizing, destroying, deceiving, or disrupting the enemy element at the designated time and location specified in the operation order and or commander's guidance.

Note: During training exercises, the enemy commander or leader should select the size of the OPFOR element based on threat doctrine.

TASK: Maintain Operations Security (07-OPFOR-0023)

CONDITION: The OPFOR is conducting operations independently or as part of a larger force. The OPFOR prevents the enemy from obtaining information about its operations and or intent. All necessary personnel and equipment are available.

STANDARD: The OPFOR maintains operations security IAW the operation order and or commander's guidance. The OPFOR denies information to the enemy by maintaining physical security, signal security, and information security. The OPFOR identifies and eliminates indicators that can be exploited by hostile intelligence organizations.

Note: During training exercises, the enemy commander or leader should select the size of the OPFOR element based on threat doctrine.

TASK: Conduct Biological/Chemical Operations (07-OPFOR-0027)

CONDITION: The OPFOR is conducting defensive or offensive operations independently or as part of a larger force. A decision has been made to employ biological or chemical weapons. Wind and weather conditions are right for the employment of biological or chemical weapons. All assigned OPFOR equipment and personnel are available.

STANDARD: The OPFOR conducts biological and or chemical operations IAW the OPORD and or commander's guidance. The OPFOR attacks the enemy with nerve, blood, blister, choking, incapacitant, and or irritant agents or pathogenic microbes and or microorganism toxins. The OPFOR delivers agents and or toxins using aircraft, multiple rocket launchers, artillery, mines, rockets, missiles, and or special operations forces. The OPFOR causes disruption of enemy operations, suspension of operations, and or casualties.

Note: During training exercises, the enemy commander or leader should select the size of the OPFOR element based on threat doctrine.

ARTEP 7-12-MTP

ELEMENT: RIFLE CO INF BN (BCT)

TASK: Conduct Overwatch and or Support by Fire (Infantry Company) (07-2-3000)
 (FM 100-55) (FM 101-5) (FM 101-5-1)
 (FM 101-5-2) (FM 20-32) (FM 21-60)
 (FM 24-35) (FM 24-35-1) (FM 7-10)
 (FM 7-85)

ITERATION: 1 2 3 4 5 M (Circle)

COMMANDER/LEADER ASSESSMENT: T P U (Circle)

CONDITIONS: The company is conducting operations as part of a higher headquarters and has received an operation order (OPORD) or fragmentary order (FRAGO) to conduct a mission that requires one or more company elements to provide overwatch and or support by fire (SBF) to other company elements. All necessary personnel and equipment are available. The company has communications with higher, adjacent, and subordinate elements. The company has been provided guidance on the rules of engagement (ROE) and rules of interaction (ROI). Coalition forces and noncombatants may be present in the operational environment. Some iterations of this task should be conducted during limited visibility conditions. Some iterations of this task should be performed in MOPP4.

TASK STANDARDS: The designated company element conducts overwatch and or SBF in accordance with (IAW) the tactical standing operating procedures (TSOP), the order, and or higher commander's guidance. The SBF element occupies SBF positions undetected. The SBF element suppresses or destroys enemy elements that could affect accomplishment of the supported element's mission. The SBF element maintains communications with the supported force and warns it of lapses in overwatch coverage. The company complies with the ROE and ROI.

TASK STEPS AND PERFORMANCE MEASURES	GO	NO-GO
<ul style="list-style-type: none"> * 1. Company leaders gain and or maintain situational understanding using information that is gathered from force XXI battle command brigade and below (FBCB2), frequency modulated (FM) communications, maps, intelligence summaries, situation reports (SITREPs), and other available information sources. * 2. Company commander receives an OPORD or FRAGO and issues warning order (WARNO) to the company using FBCB2, FM, or other tactical means. * 3. Company commander confirms friendly and enemy situations. <ul style="list-style-type: none"> a. Receives an updated digital report showing the location of forward and adjacent friendly elements, if applicable. b. Receives an updated enemy situational template for added fratricide prevention and increased force protection, if applicable. c. Clarifies priority intelligence requirement (PIR) requirements. d. Confirms any changes to the higher headquarters and company task or purpose. e. Confirms any changes to the scheme of maneuver. * 4. Company commander plans using troop-leading procedures. <ul style="list-style-type: none"> a. Conducts analysis based on factors of mission, enemy, terrain and weather, troops and support available, time available, civil considerations (METT-TC). <ul style="list-style-type: none"> (1) Considers the enemy's capabilities, likely courses of action (COAs), and specific weapons capabilities. b. Conducts a digital and or conventional map reconnaissance. 		

TASK STEPS AND PERFORMANCE MEASURES	GO	NO-GO
<p>(1) Identifies tentative support by fire (SBF) positions (primary and alternate).</p> <p>(2) Identifies likely enemy avenues of approach (mounted and dismounted).</p> <p>(3) Identifies routes to and from SBF positions (primary and alternate).</p> <p>(4) Identifies tentative target reference points (TRPs).</p> <p>(5) Marks tentative dismount points on digital and conventional maps as appropriate.</p> <p>c. Plans the integration of direct and indirect fires IAW higher headquarters' fire support plan.</p> <p>d. Conducts liaison with maneuver company to integrate anti-fratricide measures.</p> <p>e. Plans primary and alternate triggers and or signals for lifting and shifting direct and indirect fires.</p> <p>f. Plans observer positions so they can effectively adjust indirect fires.</p> <p>g. Develops control measures.</p> <p>(1) Establishes sectors of observation and fire for each position.</p> <p>h. Establishes engagement priorities.</p> <p>i. Develops rules, signals, and methods of engagement.</p> <p>j. Develops criteria and signals for disengagement.</p> <p>k. Conducts coordination with supported element, if supported element is another unit.</p> <p>(1) Coordinates control measures.</p> <p>(2) Coordinates TRPs.</p> <p>(3) Coordinates SBF position locations.</p> <p>l. Plans and coordinates combat service support (CSS).</p> <p>(1) Plans to pre-position supplies, if necessary.</p> <p>m. Coordinates and synchronizes activities within each battlefield operating system (BOS).</p> <p>n. Organizes the company as necessary to accomplish the mission and or compensate for combat losses.</p> <p>(1) Designates the main effort and supporting effort.</p> <p>o. Addresses actions on chance contact with the enemy.</p> <p>* 5. Company commander disseminates digital reports (if applicable), overlays, and other pertinent information to each element to keep them abreast of the situation.</p> <p>* 6. Company commander issues orders and instructions to include rules of engagement (ROE) and or rules of interaction (ROI).</p> <p>a. Issues clear and concise taskings to platoons/elements.</p> <p>7. Company conducts a rehearsal.</p> <p>* 8. Company commander issues a FRAGO, as necessary, to address changes to the plan identified during the rehearsal.</p> <p>9. Company enters way points into position navigation (POSNAV) equipment to aid navigation.</p> <p>*10. Company commander or designated representative and reconnaissance element conducts the reconnaissance based on factors of METT-TC.</p> <p>a. Selects SBF positions that:</p> <p>(1) Ensures the SBF element can place effective fires within the constraints of the terrain, on the enemy flanks, and provide overwatch within the primary weapon range.</p> <p>(2) Provides adequate cover and concealment.</p>		

TASK STEPS AND PERFORMANCE MEASURES	GO	NO-GO
<ul style="list-style-type: none"> b. Secures SBF positions. c. Confirms and or selects TRPs. d. Identifies the avenues of approach for mounted and dismounted enemy elements. e. Updates the enemy situation using digital equipment, if applicable. f. Leaves security element at SBF positions. g. Returns to the company position. <p>*11. Company commander adjusts the plan based on updated intelligence and reconnaissance effort.</p> <p>*12. Company commander updates the enemy situation.</p> <p>*13. Company commander disseminates updated digital reports (if applicable), overlays, and other pertinent information.</p> <p>*14. Company commander coordinates and or synchronizes actions of the SBF element.</p> <p>*15. Company commander uses FRAGOs as necessary to redirect actions of subordinate elements.</p> <p>16. SBF element moves tactically to and occupies designated SBF positions.</p> <ul style="list-style-type: none"> a. Uses cover and concealed routes (if available) to prevent the enemy force from effectively engaging the SBF element. b. Occupies the most advantageous terrain that allows the SBF element to place accurate fires on the enemy. c. Maintains local security and maintains observation to the front, flanks, and rear. d. Uses natural or man-made obstacles on the position. e. Verifies fire procedures and control measures. f. Emplaces weapon systems. <ul style="list-style-type: none"> (1) Emplace weapon systems covering sectors of fire and observation and any other designated targets that increase flank shots on the enemy. (2) Employs mobile gun system (MGS) platoon , weapons platoon, antiarmor section, and mortars IAW current doctrine, if applicable. g. Observes (continually) the supported element's axis, route, sector, or direction of attack. h. Identifies known or suspected enemy positions that could engage the supported element. <p>*17. Company commander positions himself so he can view and control the battle.</p> <p>18. SBF element conducts overwatch as the situation dictates.</p> <ul style="list-style-type: none"> a. Begins scanning sectors of fire IAW the TSOP or guidance from the company commander or the SBF element leader. b. Keeps supported element informed of the enemy situation and of any lapses in overwatch coverage. <p>19. SBF element employs direct fires.</p> <ul style="list-style-type: none"> a. Acquires, suppresses, and or destroys identified enemy elements using all available weapon systems. <ul style="list-style-type: none"> (1) Engages and destroys armored vehicles and fortified positions using the appropriate weapon systems (for example, Javelin, and so forth.). (2) Engages and destroys light skinned vehicles, exposed positions, or dismounted elements using the appropriate weapon systems (for example, machine guns, and so forth). 		

TASK STEPS AND PERFORMANCE MEASURES	GO	NO-GO
b. Prevents the enemy from placing accurate fires against the protected force. <ol style="list-style-type: none"> (1) Maintains security to the flanks through observation or by positioning elements to prevent the enemy from effectively engaging the supported element. (2) Repositions as necessary to maintain effective observation and or fires on the enemy or to prevent the enemy from acquiring or destroying the supported element. (3) Employs dismounted infantry, if necessary. c. Lifts and shifts fires on order or by predetermined signal. d. Ceases fire on order or by predetermined signal.		
*20. Company commander or designated representative employs indirect fires as required. <ol style="list-style-type: none"> a. Calls for and adjusts indirect fires to suppress, obscure, or destroy the enemy or to screen the movement of the protected force. 21. SBF element moves to the objective, if required and or ordered. 22. Company consolidates and reorganizes as necessary. 23. Company secures enemy prisoners of war (EPW) as required. 24. Company treats and evacuates casualties. 25. Company processes captured documents and or equipment as required. 26. Company continues operations as directed.		

TASK PERFORMANCE/EVALUATION SUMMARY BLOCK							
ITERATION	1	2	3	4	5	M	TOTAL
TOTAL TASK STEPS EVALUATED							
TOTAL TASK STEPS "GO"							
TRAINING STATUS "GO"/"NO-GO"							

"*" indicates a leader task step.

SUPPORTING INDIVIDUAL TASKS: NONE

SUPPORTING COLLECTIVE TASKS

Task Number	Task Title	References
07-2-1306-A	Conduct Operations during Limited Visibility (Antiarmor/Infantry Company)	ARTEP 7-10-MTP
07-2-1342	Conduct Tactical Movement (Infantry Company)	ARTEP 7-91-MTP ARTEP 7-10-MTP
07-2-1468	Take Action on Contact (Infantry Company)	ARTEP 7-12-MTP ARTEP 7-10-MTP
07-2-3027	Integrate Direct Fires (Infantry Company)	ARTEP 7-12-MTP ARTEP 7-10-MTP
07-2-3036	Integrate Indirect Fire Support (Infantry Company)	ARTEP 7-12-MTP ARTEP 7-10-MTP

SUPPORTING COLLECTIVE TASKS

Task Number	Task Title	References
07-2-4063	Treat and Evacuate Casualties (Antiarmor/Infantry Company)	ARTEP 7-12-MTP ARTEP 7-10-MTP
07-2-5009	Conduct a Rehearsal (Infantry Company)	ARTEP 7-12-MTP ARTEP 7-91-MTP ARTEP 7-10-MTP
07-2-5027	Conduct Consolidation and Reorganization (Infantry Company)	ARTEP 7-12-MTP ARTEP 7-10-MTP
07-2-5063	Conduct Risk Management (Infantry Company)	ARTEP 7-12-MTP ARTEP 7-10-MTP
07-2-5081	Conduct Troop-leading Procedures (Infantry Company)	ARTEP 7-12-MTP ARTEP 7-10-MTP
07-2-5153	Prepare for Combat (Infantry Company)	ARTEP 7-12-MTP ARTEP 7-10-MTP
07-2-6063	Maintain Operations Security (Infantry Company)	ARTEP 7-12-MTP ARTEP 7-10-MTP
07-3-1234	Conduct Operations during Limited Visibility (Antiarmor/Infantry/Mortar/Reconnaissance Platoon/Squad)	ARTEP 7-12-MTP ARTEP 7-91-MTP
07-3-1252	Conduct Overwatch and or Support by Fire (Antiarmor/Infantry Platoon/Squad)	ARTEP 7-5-MTP
07-3-1270	Conduct Tactical Movement (Mounted or Dismounted) (Antiarmor/Infantry/Mortar/ Reconnaissance Platoon/Squad)	ARTEP 7-7J-MTP ARTEP 7-8-MTP ARTEP 7-91-MTP ARTEP 7-4-MTP
07-3-1315	Employ Protective Obstacles (Antiarmor/ Infantry/Mortar/Reconnaissance Platoon/Squad)	ARTEP 7-5-MTP ARTEP 7-7J-MTP ARTEP 7-8-MTP ARTEP 7-90-MTP ARTEP 7-91-MTP ARTEP 7-92-MTP ARTEP 7-4-MTP
07-3-1432	Take Action on Contact (Infantry/Mortar/Reconnaissance Platoon/Squad)	ARTEP 7-5-MTP ARTEP 7-7J-MTP ARTEP 7-8-MTP

SUPPORTING COLLECTIVE TASKS

Task Number	Task Title	References
07-3-3009	Employ Fire Support (Infantry/ Reconnaissance Platoon/Squad)	ARTEP 7-90-MTP ARTEP 7-92-MTP ARTEP 7-4-MTP
07-3-4045	Treat and Evacuate Casualties (Infantry/ Mortar/Reconnaissance Platoon/Squad)	ARTEP 7-5-MTP ARTEP 7-7J-MTP ARTEP 7-8-MTP ARTEP 7-92-MTP ARTEP 7-4-MTP
07-3-5000	Conduct a Rehearsal (Infantry/Mortar/ Reconnaissance Platoon/Squad)	ARTEP 7-5-MTP ARTEP 7-7J-MTP ARTEP 7-8-MTP ARTEP 7-90-MTP ARTEP 7-92-MTP ARTEP 7-4-MTP
07-3-5009	Conduct Consolidation and Reorganization (Infantry/Reconnaissance Platoon/Squad)	ARTEP 7-5-MTP ARTEP 7-7J-MTP ARTEP 7-8-MTP ARTEP 7-90-MTP ARTEP 7-92-MTP ARTEP 7-4-MTP
07-3-5027	Conduct Risk Management (Infantry/ Mortar/Reconnaissance Platoon/Squad)	ARTEP 7-5-MTP ARTEP 7-7J-MTP ARTEP 7-8-MTP ARTEP 7-90-MTP ARTEP 7-92-MTP ARTEP 7-4-MTP
07-3-5036	Conduct Troop-leading Procedures (Infantry/Mortar/Reconnaissance Platoon/Squad)	ARTEP 7-5-MTP ARTEP 7-7J-MTP ARTEP 7-8-MTP ARTEP 7-90-MTP ARTEP 7-92-MTP ARTEP 7-4-MTP
07-3-5081	Prepare for Combat (Infantry/Mortar/ Reconnaissance Platoon/Squad)	ARTEP 7-5-MTP ARTEP 7-7J-MTP ARTEP 7-8-MTP ARTEP 7-90-MTP ARTEP 7-92-MTP ARTEP 7-4-MTP
07-3-6027	Maintain Operations Security (Infantry/ Mortar/Reconnaissance Platoon/Squad)	ARTEP 7-5-MTP ARTEP 7-7J-MTP ARTEP 7-8-MTP ARTEP 7-90-MTP ARTEP 7-92-MTP ARTEP 7-4-MTP ARTEP 7-5-MTP

SUPPORTING COLLECTIVE TASKS

Task Number	Task Title	References
		ARTEP 7-7J-MTP ARTEP 7-8-MTP ARTEP 7-90-MTP ARTEP 7-92-MTP

OPFOR TASKS AND STANDARDS

TASK: Defend (07-OPFOR-0019)

CONDITION: The OPFOR is conducting defensive operations independently or as part of a larger force. The OPFOR is occupying key terrain and is in prepared fighting positions. All assigned equipment and personnel are available. Indirect fire, close air, and engineer support are available to the OPFOR.

STANDARD: The OPFOR conducts the defense IAW the operation order and or the commander's guidance. The OPFOR defeats, repels, disrupts, or destroys the attacking enemy and retains key terrain.

Note: During training exercises, the enemy commander or leader should select the size of the OPFOR element based on threat doctrine.

TASK: Defend an Obstacle (07-OPFOR-0020)

CONDITION: The OPFOR is conducting operations independently or as part of a larger force. The OPFOR has employed obstacles and is covering them with direct and indirect fires. All necessary personnel and equipment are available. The enemy has indirect fire support available.

STANDARD: The OPFOR defends obstacles IAW the operation order and or commander's guidance. The OPFOR covers the obstacles by fire. The OPFOR fixes the enemy in the obstacles and destroys them by fire.

Note: During training exercises, the enemy commander or leader should select the size of the OPFOR element based on threat doctrine.

TASK: Defend a Building (07-OPFOR-0022)

CONDITION: The OPFOR is conducting operations independently or as part of a larger force. The OPFOR has received an order to defend a building. All necessary personnel and equipment are available. Automatic weapons, antiarmor systems, and indirect fire support is available.

STANDARD: The OPFOR defends the building IAW the operation order and or commander's guidance. The OPFOR prevents the enemy from isolating and entering the building. The OPFOR blocks or canalizes the enemy to destroy them or force them to withdraw. The OPFOR retains control of the designated building or counterattacks to regain and maintain control.

Note: During training exercises, the enemy commander or leader should select the size of the OPFOR element based on threat doctrine.

ELEMENT: RIFLE CO INF BN (BCT)

TASK: Employ Snipers (Infantry Company, Brigade Combat Team) (07-2-3018)
 (FM 100-14) (FM 21-60) (FM 24-35)
 (FM 24-35-1) (FM 7-12 (3-21.11))

ITERATION: 1 2 3 4 5 M (Circle)

COMMANDER/LEADER ASSESSMENT: T P U (Circle)

CONDITIONS: The company is conducting operations as part of a higher headquarters and has received an operation order (OPORD) or fragmentary order (FRAGO) to conduct a sniper mission at the location and time specified. All necessary personnel and equipment are available. The company has communications with higher, adjacent, and subordinate elements. The company has been provided guidance on the rules of engagement (ROE) and rules of interaction (ROI). Coalition forces and noncombatants may be present in the operational environment. Some iterations of this task should be conducted during limited visibility conditions. Some iterations of this task should be performed in MOPP4.

TASK STANDARDS: The company employs snipers in accordance with (IAW) tactical standing operating procedures (TSOP), the order, and or higher commander's guidance. Snipers successfully accomplished the missions and report results of each engagement. Snipers comply with the ROE and ROI.

TASK STEPS AND PERFORMANCE MEASURES	GO	NO-GO
<ul style="list-style-type: none"> * 1. Company leaders gain and or maintain situational understanding using information that is gathered from force XXI battle command brigade and below (FBCB2), frequency modulated (FM) communications, maps, intelligence summaries, situation reports (SITREPs), and other available information sources. * 2. Company commander receives an OPORD or FRAGO and issues warning order (WARNO) to the company using FBCB2, FM, or other tactical means. * 3. Company commander confirms friendly and enemy situations. <ul style="list-style-type: none"> a. Receives an updated digital report showing the location of forward and adjacent friendly elements, if applicable. b. Receives an updated enemy situational template for added fratricide prevention and increased force protection, if applicable. c. Clarifies priority intelligence requirement (PIR) requirements. d. Confirms any changes to the higher headquarters and company task or purpose. e. Confirms any changes to the scheme of maneuver. * 4. Company commander plans using troop-leading procedures. <ul style="list-style-type: none"> a. Conducts analysis based on factors of mission, enemy, terrain and weather, troops and support available, time available, civil considerations (METT-TC). <ul style="list-style-type: none"> (1) Considers the enemy's capabilities, likely courses of action (COAs), and specific weapons capabilities. b. Conducts a digital and or conventional map reconnaissance. c. Selects and prioritizes targets (unless targets are assigned by higher headquarters). d. Plans and coordinates the sniper's supply and or resupply. e. Organizes sniper team as necessary to accomplish the mission and or compensate for combat losses. f. Addresses actions on chance contact with the enemy. 		

ARTEP 7-12-MTP

TASK STEPS AND PERFORMANCE MEASURES	GO	NO-GO
g. Coordinates and synchronizes activities within each battlefield operating system (BOS). * 5. Company commander disseminates digital reports (if applicable), overlays, and other pertinent information to each element to keep them abreast of the situation. * 6. Company commander issues orders and instructions to include rules of engagement (ROE) and or rules of interaction (ROI). a. Briefs snipers on current situation. b. Briefs snipers on specific targets. c. Briefs snipers on targets on opportunity. 7. Snipers execute the mission. a. Understand the commander's intent, his concept of the operation, and the purpose for their assigned tasks. b. Move undetected to assigned location. c. Deliver precise rifle fire from concealed positions. d. Avoid sustained battles. e. Accomplish the commander's intent for the mission. f. Comply with ROE and or ROI. g. Provide a situation report (SITREP) to higher headquarters IAW TSOP and or commander's guidance. 8. Snipers request medical evacuation as necessary. 9. Snipers secure enemy prisoners of war (EPW) as required. 10. Snipers process captured documents and or equipment as required. *11. Commander and S2 debrief snipers upon completion of their mission. 12. Snipers continue operations as directed.		

TASK PERFORMANCE/EVALUATION SUMMARY BLOCK							
ITERATION	1	2	3	4	5	M	TOTAL
TOTAL TASK STEPS EVALUATED							
TOTAL TASK STEPS "GO"							
TRAINING STATUS "GO"/"NO-GO"							

"*" indicates a leader task step.

SUPPORTING INDIVIDUAL TASKS: NONE

SUPPORTING COLLECTIVE TASKS

Task Number	Task Title	References
07-2-5009	Conduct a Rehearsal (Infantry Company)	ARTEP 7-10-MTP ARTEP 7-12-MTP
07-2-5063	Conduct Risk Management (Infantry Company)	ARTEP 7-10-MTP
07-2-5081	Conduct Troop-leading Procedures (Infantry Company)	ARTEP 7-12-MTP ARTEP 7-10-MTP

SUPPORTING COLLECTIVE TASKS**Task Number****Task Title****References**

ARTEP 7-12-MTP

OPFOR TASKS AND STANDARDS**TASK:** Conduct Sniper Operations (07-OPFOR-0017)

CONDITION: The OPFOR is conducting operations independently or as part of a larger force and is ordered to conduct sniper operations against the enemy elements. The enemy elements are occupying an assembly area, conducting tactical movement, conducting a tactical road march, or are otherwise susceptible to a sniper attack. All assigned OPFOR equipment and personnel are available.

STANDARD: The OPFOR conducts sniper operations IAW the OPORD and or commander's guidance. The OPFOR snipers set up well-concealed locations and engage the enemy personnel with short bursts of semiautomatic fire. The OPFOR snipers delay or disrupt the enemy activities and or kill the enemy personnel. The OPFOR snipers prevent their position from being discovered. The OPFOR snipers report all specified intelligence requirements to higher HQ.

Note: During training exercises, the enemy commander or leader should select the size of the OPFOR element based on threat doctrine.

ARTEP 7-12-MTP

ELEMENT: RIFLE CO INF BN (BCT)

TASK: Integrate Direct Fires (Infantry Company) (07-2-3027)

(FM 7-12 (3-21.11))

(FM 100-14)

(FM 101-5-1)

(FM 21-60)

(FM 24-35)

(FM 24-35-1)

(FM 6-30)

(FM 7-10)

(FM 7-85)

ITERATION: 1 2 3 4 5 M (Circle)

COMMANDER/LEADER ASSESSMENT: T P U (Circle)

CONDITIONS: The company is conducting operations as part of a higher headquarters and has received an operation order (OPORD) or fragmentary order (FRAGO) to conduct a mission requiring the company commander to conduct direct fires planning and employment. All necessary personnel and equipment are available. The company has communications with higher, adjacent, and subordinate elements. The company has been provided guidance on the rules of engagement (ROE) and rules of interaction (ROI). Coalition forces and noncombatants may be present in the operational environment. Some iterations of this task should be conducted during limited visibility conditions. Some iterations of this task should be performed in MOPP4.

TASK STANDARDS: The company plans and integrates direct fires in accordance with (IAW) the tactical standing operating procedures (TSOP), the order, higher commander's guidance, and current doctrine. The company commander plans to mass and distribute direct fires that will accomplish the intent of the higher commander, avoid target overkill, minimize friendly exposure, and prevent fratricide. The company commander employs the appropriate weapon for the type of target engaged. The company complies with the ROE and ROI.

TASK STEPS AND PERFORMANCE MEASURES	GO	NO-GO
<ul style="list-style-type: none"> * 1. Company leaders gain and or maintain situational understanding using information that is gathered from force XXI battle command brigade and below (FBCB2), frequency modulated (FM) communications, maps, intelligence summaries, situation reports (SITREPs), and other available information sources. * 2. Company commander confirms friendly and enemy situations. <ul style="list-style-type: none"> a. Receives an updated digital report showing the location of forward and adjacent friendly elements, if applicable. b. Receives an updated enemy situational template for added fratricide prevention and increased force protection, if applicable. c. Clarifies priority intelligence requirement (PIR) requirements. d. Confirms any changes to the higher headquarters and company task or purpose. e. Confirms any changes to the scheme of maneuver. * 3. Company commander plans using troop-leading procedures. <ul style="list-style-type: none"> a. Conducts analysis based on factors of mission, enemy, terrain and weather, troops and support available, time available, civil considerations (METT-TC). <ul style="list-style-type: none"> (1) Considers the enemy's capabilities, likely courses of action (COAs), and specific weapons capabilities. b. Conducts a digital and or conventional map reconnaissance. <ul style="list-style-type: none"> (1) Identifies tentative target reference points (TRPs). (2) Identifies tentative engagement areas (EAs). (3) Identify probable or known enemy locations. (4) Identifies tentative company positions. (5) Identifies tentative sectors of fires for company elements. 		

TASK STEPS AND PERFORMANCE MEASURES	GO	NO-GO
<p>(6) Identifies tentative dismount points.</p> <p>c. Designates the main effort and supporting effort.</p> <p>d. Determines desired effect on the enemy (suppress, isolate, obscure, neutralize, destroy, deceive, or disrupt).</p> <p>e. Identifies priority targets.</p> <p>f. Identifies ammunition restrictions and controlled supply rate.</p> <p>g. Develops graphical fires control measures.</p> <p>(1) Determines control measures to initiate fires, lift fires, and shift fires.</p> <p>(2) Determines control measures to adjust direct fires based on the latest available SA information.</p> <p>h. Plans for extreme limited visibility conditions.</p> <p>i. Integrates direct fires and indirect fires to support maneuver throughout the operation.</p> <p>j. Addresses means for focusing fires, distributing their effects, orienting forces, and preventing fratricide, if not covered in the TSOP.</p> <p>k. Sets and adjusts the weapons control status based on friendly and enemy disposition and situational understanding, if not provided by higher headquarters.</p> <p>l. Determines engagement techniques.</p> <p>(1) Point fires.</p> <p>(2) Area fires.</p> <p>(3) Alternating fires.</p> <p>(4) Sequential fires.</p> <p>(5) Simultaneous fires.</p> <p>(6) Observed fires.</p> <p>(7) Time of suppression.</p> <p>(8) Reconnaissance by fires.</p> <p>m. Plans fires to support all phases of the operation.</p> <p>n. Plans fires on all likely or known enemy positions within direct fires range.</p> <p>o. Plans and coordinates combat service support (CSS).</p> <p>p. Coordinates and synchronizes activities within each battlefield operating system (BOS).</p> <p>q. Organizes the company as necessary to accomplish the mission and or compensate for combat losses.</p> <p>(1) Designates a reserve, if required.</p> <p>r. Addresses actions on chance contact with the enemy.</p> <p>* 4. Company commander disseminates digital reports (if applicable), overlays, and other pertinent information to each element to keep them abreast of the situation.</p> <p>* 5. Company commander issues orders and instructions to include ROE and ROI.</p> <p>a. Issues clear and concise taskings to platoons and or elements.</p> <p>6. Company conducts a rehearsal.</p> <p>a. Rehearses direct fires plan during the day and at night, if possible.</p> <p>* 7. Company commander issues a FRAGO, as necessary, to address changes to the plan identified during the rehearsal.</p> <p>* 8. Company commander or designated representative and reconnaissance element conducts the reconnaissance based on factors of METT-TC.</p> <p>a. Enters way points into position navigation (POSNAV) equipment to aid navigation.</p> <p>b. Confirms TRPs.</p> <p>c. Confirms engagement areas.</p> <p>d. Verifies and updates intelligence information, if possible.</p>		

ARTEP 7-12-MTP

TASK STEPS AND PERFORMANCE MEASURES	GO	NO-GO
<p>e. Secures battle, security, and or assault positions, if applicable. f. Leaves security at battle, security, and or assault positions, if applicable. g. Returns to company position.</p> <p>* 9. Company commander adjusts the direct fires plan based on updated intelligence and reconnaissance effort.</p> <p>*10. Company commander updates the enemy situation.</p> <p>*11. Company commander disseminates updated digital reports (if applicable), overlays, and other pertinent information.</p> <p>12. Company elements conduct tactical movement to designated positions. a. Enter way points into position navigation (POSNAV) equipment to aid navigation. b. Secure and occupy positions. c. Orient on the correct EA, sector of fires, and so forth, using the following: (1) TRPs. (2) Clock direction. (3) Terrain-based quadrants. (4) Friendly-based quadrants.</p> <p>*13. Company commander coordinates and or synchronizes actions of the company elements.</p> <p>*14. Company commander uses FRAGOs as necessary and designated signals to redirect actions of subordinate elements.</p> <p>15. Company elements execute the direct fires plan. a. Acquire targets. b. Engage targets using the appropriate weapon system for each target IAW current doctrine. (The following are examples.) (1) Javelins engage tanks first, then other armored vehicles. (2) Dismounted infantry engage crew-served weapons, then infantry. c. Engage targets using the designated priority. d. Engage targets using the appropriate engagement technique. e. Initiate fires on the designated command, signal, or situation. f. Mass the effects of fires. g. Destroy the greatest threat first. h. Avoid target overkill. i. Prevent fratricide.</p> <p>16. Company consolidates and reorganizes as necessary.</p> <p>17. Company secures enemy prisoners of war (EPW) as required.</p> <p>18. Company treats and evacuates casualties.</p> <p>19. Company processes captured documents and or equipment as required.</p> <p>20. Company continues operations as directed.</p>		

TASK PERFORMANCE/EVALUATION SUMMARY BLOCK							
ITERATION	1	2	3	4	5	M	TOTAL
TOTAL TASK STEPS EVALUATED							
TOTAL TASK STEPS "GO"							
TRAINING STATUS "GO"/"NO-GO"							

"*" indicates a leader task step.

SUPPORTING INDIVIDUAL TASKS: NONE

SUPPORTING COLLECTIVE TASKS

Task Number	Task Title	References
07-2-5009	Conduct a Rehearsal (Infantry Company)	ARTEP 7-10-MTP ARTEP 7-12-MTP
07-2-5063	Conduct Risk Management (Infantry Company)	ARTEP 7-10-MTP ARTEP 7-12-MTP
07-2-5081	Conduct Troop-leading Procedures (Infantry Company)	ARTEP 7-10-MTP ARTEP 7-12-MTP
07-2-6063	Maintain Operations Security (Infantry Company)	ARTEP 7-10-MTP ARTEP 7-12-MTP
07-3-3009	Employ Fire Support (Infantry/Reconnaissance Platoon/Squad)	ARTEP 7-4-MTP ARTEP 7-12-MTP
07-3-5000	Conduct a Rehearsal (Infantry/Mortar/Reconnaissance Platoon/Squad)	ARTEP 7-4-MTP ARTEP 7-5-MTP ARTEP 7-7J-MTP ARTEP 7-8-MTP ARTEP 7-92-MTP
07-3-5027	Conduct Risk Management (Infantry/Mortar/Reconnaissance Platoon/Squad)	ARTEP 7-4-MTP ARTEP 7-5-MTP ARTEP 7-7J-MTP ARTEP 7-8-MTP ARTEP 7-90-MTP ARTEP 7-92-MTP
07-3-5036	Conduct Troop-leading Procedures (Infantry/Mortar/Reconnaissance Platoon/Squad)	ARTEP 7-4-MTP ARTEP 7-5-MTP ARTEP 7-7J-MTP ARTEP 7-8-MTP ARTEP 7-90-MTP

ARTEP 7-12-MTP

SUPPORTING COLLECTIVE TASKS

Task Number	Task Title	References
07-3-6027	Maintain Operations Security (Infantry/ Mortar/Reconnaissance Platoon/Squad)	ARTEP 7-92-MTP ARTEP 7-4-MTP ARTEP 7-5-MTP ARTEP 7-7J-MTP ARTEP 7-8-MTP ARTEP 7-90-MTP ARTEP 7-92-MTP

OPFOR TASKS AND STANDARDS: NONE

ELEMENT: RIFLE CO INF BN (BCT)

TASK: Integrate Indirect Fire Support (Infantry Company) (07-2-3036)

(FM 100-14)
(FM 6-30)
(FM 7-85)

(FM 24-35)
(FM 7-10)

(FM 24-35-1)
(FM 7-12 (3-21.11))

ITERATION: 1 2 3 4 5 M (Circle)

COMMANDER/LEADER ASSESSMENT: T P U (Circle)

CONDITIONS: The company is conducting operations as part of a higher headquarters and is required to integrate fire support for the mission. All necessary personnel and equipment are available. The company has been provided the battalion target list. The company has communications with higher, adjacent, and subordinate elements. The company has been provided guidance on the rules of engagement (ROE) and rules of interaction (ROI). Coalition forces and noncombatants may be present in the operational environment. Some iterations of this task should be conducted during limited visibility conditions. Some iterations of this task should be performed in MOPP4.

TASK STANDARDS: The company plans and integrates fire support in accordance with (IAW) tactical standing operating procedures (TSOP), the order, and or higher commander's guidance. The company commander and or fire support team (FIST) determines desired effect fires should have on the enemy. The company commander and or FIST plan, integrate, and coordinate indirect fires to support all phases of the operation. The company commander and or forward observer (FO) employs indirect fires using the correct "call for fire" format and procedures. The company complies with the ROE and ROI.

TASK STEPS AND PERFORMANCE MEASURES	GO	NO-GO
<ul style="list-style-type: none"> * 1. Company leaders gain and or maintain situational understanding using information that is gathered from force XXI battle command brigade and below (FBCB2), frequency modulated (FM) communications, maps, intelligence summaries, situation reports (SITREPs), and other available information sources. * 2. Company commander confirms friendly and enemy situations. <ul style="list-style-type: none"> a. Receives an updated digital report showing the location of forward and adjacent friendly elements, if applicable. b. Receives an updated enemy situational template for added fratricide prevention and increased force protection, if applicable. c. Clarifies priority intelligence requirement (PIR) requirements. d. Confirms any changes to the higher headquarters and company task or purpose. e. Confirms any changes to the scheme of maneuver. * 3. Company commander conducts a digital and or conventional map reconnaissance. <ul style="list-style-type: none"> a. Identifies tentative target reference points (TRPs). b. Identify probable or known enemy locations. * 4. Company commander and fire support team (FIST) plan fire support. <ul style="list-style-type: none"> a. Determines desired effect on the enemy (suppress, isolate, obscure, neutralize, destroy, deceive, or disrupt). b. Plans priority of fires (should support the main effort). c. Identifies priority targets. d. Plans close air support, if available. e. Identifies ammunition restrictions and controlled supply rate. f. Develops graphical fire control measures. 		

TASK STEPS AND PERFORMANCE MEASURES	GO	NO-GO
<p>(1) Determine control measures to initiate fires, lift fires, and shift fires.</p> <p>g. Confirms whether the use of smoke, scatterable mines (SCATMINES), illumination, or dual purpose improved conventional munition (DPICM) is restricted and who controls them.</p> <p>h. Determines communications procedures to use when calling for fire. (digital, radio net, call signs, and fire direction center [FDC].)</p> <p>i. Determines when and under what circumstances to engage targets.</p> <p>j. Determines the method of engagement and method of control to be used.</p> <p>k. Develop the indirect fire plan at the same time as the OFFENSIVE SCHEME of maneuver.</p> <p>(1) Integrate direct fires and indirect fires to support maneuver throughout the operation.</p> <p>(2) Plan fires that supports the commander's intent and scheme of maneuver.</p> <p>(3) Plan fires to support all phases of the attack.</p> <p>(4) Plan fires for targets of concern (those targets that may deter the success of the maneuver).</p> <p>(5) Plan smoke to screen the company elements when crossing a danger area, breaching an obstacle, or to obscure known or suspected enemy positions.</p> <p>l. Develop the indirect fire plan to support the DEFENSIVE SCHEME of maneuver.</p> <p>(1) Plan fires that support the commander's intent.</p> <p>(2) Plan fires on all likely enemy positions and on areas the enemy may use in the attack, such as:</p> <p>(a) Observation posts (OPs).</p> <p>(b) Support positions.</p> <p>(c) Avenues of approach.</p> <p>(d) Assault positions.</p> <p>(e) Dead space.</p> <p>(f) Flanks.</p> <p>(g) Defiles.</p> <p>(3) Plan fires in front of, on top of, and behind friendly positions to stop likely penetrations or to support a counterattack.</p> <p>(4) Integrate final protective fires (FPFs) into the company fire and obstacle plans.</p> <p>(5) Plan fires that cover planned or existing obstacles.</p> <p>(6) Plan smoke to screen friendly movements. (Defending units use smoke sparingly.)</p> <p>(7) Plan illumination.</p> <p>Note: The company commander normally retains control of illumination in the defense.</p> <p>* 5. Company commander and FIST, if available, prepare for fire support execution.</p> <p>a. Prepare an observation plan.</p> <p>(1) Designate primary and alternate observers.</p> <p>(2) Brief observers on target tasks and purposes.</p> <p>(3) Ensure observers are positioned to observe:</p> <p>(a) Identify engagement area.</p> <p>(4) Consider available assets such as the laser range finders.</p> <p>b. Prepare a trigger to initiate fires for each target.</p> <p>(1) Include engagement criteria.</p> <p>(2) Prepare trigger lines based on the following:</p> <p>(a) Rate of travel by enemy forces to the engagement area.</p> <p>(b) Amount of time required to call for fires.</p>		

TASK STEPS AND PERFORMANCE MEASURES	GO	NO-GO
<p>(c) Time of flight of the indirect fire rounds. (d) Clearance of fires at company and or company team level. (e) Possible adjustment times.</p> <p>c. Prepare a trigger for lifting and shifting fires. (For offensive operations, uses a minimum safe line.)</p> <p>6. Company conducts rehearsal.</p> <p>a. Involves observers in company rehearsals. b. Ensures the company's primary and alternate communications systems will support the fire support plan. (1) Ensures precombat checks have been conducted on digital equipment IAW the TSOP.</p> <p>* 7. Company commander or designated representative conducts a reconnaissance to confirm the indirect fire plan, if possible.</p> <p>* 8. Company commander distributes the indirect fire support plan/execution matrix to subordinate leaders as a part of the OPORD. a. Ensures a copy of the fire plan is provided to higher headquarters. b. Ensures the fire support plan is incorporated into rehearsals.</p> <p>* 9. Company commander uses FRAGOs as necessary to redirect actions of subordinate elements.</p> <p>*10. Company commander or FO employs indirect fire support using digital or FM communications. a. Ensures all available supporting fires are executed in a timely manner and accomplish the prescribed result IAW the fire plan and execution matrix. b. Ensures the employment of smoke does not degrade the company mission. c. Adjusts the priorities of fire as the battle progresses. d. Uses the combat observation lasing team (COLT), when available. e. Calls for fire using the following procedure. (1) Proper standardized call for fire (CFF) format when using digital equipment. (2) Proper radio communications procedures to call for fire (if applicable). (3) Observer identification and warning order. (Adjust fire, fire for effect, suppress, or immediate suppression.) (4) Target location methods. (Grid, polar, or shift from a known point.) (5) Target description using size and or shape, nature/nomenclature, activity, protection/posture. (6) Various techniques for area adjustment, such as: (a) Successive bracketing. (b) One round adjustment. (c) Creeping fire. (7) Correct observer target (OT) factor and angular deviation (if applicable). (8) Subsequent corrections. (9) Fire for effect when burst within 50 meters.</p> <p>*11. Company commander or forward observer (FO) conducts digital or voice "fire for effect missions". a. Ensures the impact of the adjustment rounds is close enough to have the desired effects with the first volley fired. b. Requests appropriate shell/fuse combination.</p> <p>Note: If desired effects are not achieved, the observer adjusts the rounds and repeats; changes shell/fuze combination; requests additional fire for effect volleys.</p>		

TASK STEPS AND PERFORMANCE MEASURES	GO	NO-GO
<p>*12. Company commander directs the observer to take the following actions if the desired effects are not achieved, the observer:</p> <ul style="list-style-type: none"> a. Adjusts the rounds and repeats. b. Changes the shell and or fuze combination. c. Requests additional fire for effect volleys. <p>*13. Company commander or FO conducts digital and or FM immediate suppression missions.</p> <ul style="list-style-type: none"> a. Identifies the target (observer). b. Plots the target accurately. c. Transmits complete call for fire. d. Ensures an accurate target location is close enough to have the desired effects with the first volley fired. e. Ensures final suppression rounds are within 150 meters of the target (if necessary). <p>Note: If desired effects are not achieved, the observer adjusts the rounds and repeats; changes shell/fuze combination; requests additional fire for effect volleys.</p> <p>14. FO observes munitions effects and reports battle damage assessments.</p> <ul style="list-style-type: none"> a. Estimates the extent of damage to the target and or casualties. b. Reports damage assessment to the FDC providing fires. <p>15. FO, with laser locator, conducts a high burst and or mean point of impact registration (FA only), by voice and or digital communications, when directed.</p> <p>Note: FDC transmits orienting data to observer.</p> <ul style="list-style-type: none"> a. Orients using orienting data. b. Announces to FDC ready to observe. c. Lases the burst. d. Records and transmits burst location to FDC until FDC terminates registration. <p>*16. Company commander or FO registers, confirms, and adjusts a parallel sheaf for mortars.</p> <ul style="list-style-type: none"> a. Uses successive bracketing. b. Sends appropriate corrections to FDC. c. Adjusts the sheaf to within a 50-meter range and a 40-meter lateral spread between rounds. 		

TASK PERFORMANCE/EVALUATION SUMMARY BLOCK							
ITERATION	1	2	3	4	5	M	TOTAL
TOTAL TASK STEPS EVALUATED							
TOTAL TASK STEPS "GO"							
TRAINING STATUS "GO"/"NO-GO"							

"*" indicates a leader task step.

SUPPORTING INDIVIDUAL TASKS: NONE

SUPPORTING COLLECTIVE TASKS

Task Number	Task Title	References
07-2-3027	Integrate Direct Fires (Infantry Company)	ARTEP 7-10-MTP ARTEP 7-12-MTP
07-2-5009	Conduct a Rehearsal (Infantry Company)	ARTEP 7-10-MTP ARTEP 7-12-MTP
07-2-5063	Conduct Risk Management (Infantry Company)	ARTEP 7-10-MTP ARTEP 7-12-MTP
07-2-5081	Conduct Troop-leading Procedures (Infantry Company)	ARTEP 7-10-MTP ARTEP 7-12-MTP
07-2-6063	Maintain Operations Security (Infantry Company)	ARTEP 7-10-MTP ARTEP 7-12-MTP
07-3-3009	Employ Fire Support (Infantry/ Reconnaissance Platoon/Squad)	ARTEP 7-4-MTP ARTEP 7-12-MTP
07-3-5000	Conduct a Rehearsal (Infantry/ Mortar/Reconnaissance Platoon/Squad)	ARTEP 7-4-MTP ARTEP 7-5-MTP ARTEP 7-7J-MTP ARTEP 7-8-MTP ARTEP 7-92-MTP
07-3-5027	Conduct Risk Management (Infantry/ Mortar/Reconnaissance Platoon/Squad)	ARTEP 7-4-MTP ARTEP 7-5-MTP ARTEP 7-7J-MTP ARTEP 7-8-MTP ARTEP 7-90-MTP ARTEP 7-92-MTP
07-3-5036	Conduct Troop-leading Procedures (Infantry/Mortar/Reconnaissance Platoon/Squad)	ARTEP 7-4-MTP ARTEP 7-5-MTP ARTEP 7-7J-MTP ARTEP 7-8-MTP ARTEP 7-90-MTP ARTEP 7-92-MTP
07-3-6027	Maintain Operations Security (Infantry/ Mortar/Reconnaissance Platoon/Squad)	ARTEP 7-4-MTP ARTEP 7-5-MTP ARTEP 7-7J-MTP ARTEP 7-8-MTP ARTEP 7-90-MTP ARTEP 7-92-MTP

OPFOR TASKS AND STANDARDS

TASK: Conduct an Attack (07-OPFOR-0012)

CONDITION: The OPFOR is conducting operations independently or as part of a larger force. The OPFOR has determined that the enemy element is occupying defensive positions, conducting convoy operations, occupying an assembly or rear area, or is otherwise susceptible to attack. All assigned enemy equipment and personnel are available. Indirect fire support is available.

STANDARD: The OPFOR conducts an attack IAW the OPORD and or commander's guidance. The OPFOR executes the attack by completely neutralizing, destroying, deceiving, or disrupting the enemy element at the designated time and location specified in the operation order and or commander's guidance.

Note: During training exercises, the enemy commander or leader should select the size of the OPFOR element based on threat doctrine.

TASK: Conduct a Raid (07-OPFOR-0013)

CONDITION: The OPFOR is conducting operations independently or as part of a larger force. The OPFOR is occupying an objective rally point with orders to conduct a raid against the enemy elements. All assigned OPFOR equipment and personnel are available. The OPFOR has indirect fire support available.

STANDARD: The OPFOR executes the raid IAW the OPORD and or commander's guidance. The OPFOR uses surprise, firepower, and maneuver to destroy enemy positions, capture prisoners, capture equipment, or free prisoners friendly to the OPFOR. The OPFOR avoids decisive engagement and withdraws all personnel from the objectives within the specified time. The OPFOR obtain all required priority intelligence requirements.

Note: During training exercises, the enemy commander or leader should select the size of the OPFOR element based on threat doctrine.

TASK: Execute Actions on Contact (07-OPFOR-0015)

CONDITION: The OPFOR is conducting offensive operations independently or as part of a larger force. The OPFOR makes contact with the enemy by receipt of direct fires, indirect fires, or direct observation. All assigned OPFOR equipment and personnel are available. The OPFOR has indirect fire, close air, and engineer support available.

STANDARD: The OPFOR executes actions on contact IAW the OPORD and or commander's guidance. The OPFOR conducts fire and maneuver to rapidly rout the enemy, seize the initiative, and create advantageous conditions for subsequent operations.

Note: During training exercises, the enemy commander or leader should select the size of the OPFOR element based on threat doctrine.

TASK: Conduct Infiltration/Exfiltration (07-OPFOR-0018)

CONDITION: The OPFOR is conducting operations independently or as part of a larger force. The OPFOR infiltrates/exfiltrates personnel through the enemy lines. All necessary personnel and equipment are available.

STANDARD: The OPFOR conducts the infiltration/exfiltration IAW the operation order and or the commander's guidance. The OPFOR determines gaps in the enemy's lines/defenses and infiltrates/exfiltrates without being detected. The OPFOR accomplishes the commander's intent (gains

information, attacks a position from the rear, conducts raids or ambushes, captures prisoners, seizes key terrain, or aids the main attack).

Note: During training exercises, the enemy commander or leader should select the size of the OPFOR element based on threat doctrine.

TASK: Defend (07-OPFOR-0019)

CONDITION: The OPFOR is conducting defensive operations independently or as part of a larger force. The OPFOR is occupying key terrain and is in prepared fighting positions. All assigned equipment and personnel are available. Indirect fire, close air, and engineer support are available to the OPFOR.

STANDARD: The OPFOR conducts the defense IAW the operation order and or the commander's guidance. The OPFOR defeats, repels, disrupts, or destroys the attacking enemy and retains key terrain.

Note: During training exercises, the enemy commander or leader should select the size of the OPFOR element based on threat doctrine.

TASK: Defend an Obstacle (07-OPFOR-0020)

CONDITION: The OPFOR is conducting operations independently or as part of a larger force. The OPFOR has employed obstacles and is covering them with direct and indirect fires. All necessary personnel and equipment are available. The enemy has indirect fire support available.

STANDARD: The OPFOR defends obstacles IAW the operation order and or commander's guidance. The OPFOR covers the obstacles by fire. The OPFOR fixes the enemy in the obstacles and destroys them by fire.

Note: During training exercises, the enemy commander or leader should select the size of the OPFOR element based on threat doctrine.

TASK: Conduct a Counterattack (07-OPFOR-0028)

CONDITION: The OPFOR is conducting operations independently or as part of a larger force. The OPFOR has been ordered to counterattack following a disrupted or halted enemy penetration attempt or while the enemy is consolidating and reorganizing on the objective. All assigned OPFOR equipment and personnel are available. The OPFOR has indirect fire and engineer support available. The OPFOR has gained air superiority.

STANDARD: The OPFOR conducts the counterattack IAW the OPORD and or commander's guidance. The OPFOR uses short, intense artillery and air preparation, attacks the enemy flanks or rear, and or exploits gaps and ruptures in the enemy formations. The OPFOR prevents consolidation and reorganization and evacuation of wounded enemy personnel. The OPFOR gains/regains terrain and destroys or captures the remaining enemy personnel and equipment.

Note: During training exercises, the enemy commander or leaders should select the size of the OPFOR element based on threat doctrine.

TASK: Defend a Battle Position (07-OPFOR-0032)

CONDITION: The OPFOR is conducting operations independently or as part of a larger force. The OPFOR is in a hasty or deliberate occupation of a battle position, which may or may not be supported by obstacles. It observes the advancing enemy or is alerted to the enemy in the area by a spot report from higher headquarters. All necessary personnel and equipment are available. The OPFOR has automatic weapons, antiarmor systems, and indirect fire support available.

ARTEP 7-12-MTP

STANDARD: The OPFOR completes all defensive preparations NLT the time specified IAW the operation order and or commander's guidance. The enemy does not surprise the OPFOR main body. The OPFOR destroys, blocks, or canalizes the enemy when they enter the engagement area. The OPFOR retains control of the designated terrain and forces the withdrawal of the enemy. The OPFOR prevents destruction of obstacles.

Note: During training exercises, the enemy commander or leader should select the size of the OPFOR element based on threat doctrine.

ELEMENT: RIFLE CO INF BN (BCT)

TASK: Conduct Active Air Defense Measures Against Hostile Aircraft (Infantry Company) (07-2-6000)
 (FM 44-8) (FM 21-60) (FM 24-35)

ITERATION: 1 2 3 4 5 M (Circle)

COMMANDER/LEADER ASSESSMENT: T P U (Circle)

CONDITIONS: The company is conducting operations as part of a higher headquarters and has received an operation order (OPORD) or fragmentary order (FRAGO) that specifies weapons control status. The company is alerted that hostile aircraft are approaching their position or the company is receiving fire from hostile aircraft. All necessary personnel and equipment are available. The company has communications with higher, adjacent, and subordinate elements. The company has been provided guidance on the rules of engagement (ROE) and rules of interaction (ROI). Coalition forces and noncombatants may be present in the operational environment. Some iterations of this task should be conducted during limited visibility conditions. Some iterations of this task should be performed in MOPP4.

TASK STANDARDS: The company conducts active combined arms air defense measures in accordance with (IAW) the tactical standing operating procedures (TSOP), the order, and or higher commander's guidance. All company personnel, without order or signal, fire and destroy attacking aircraft or force them away from friendly positions. All personnel use the engagement technique ordered by the platoon leader or specified in the TSOP. The company complies with the ROE, and ROI, and weapons control status.

TASK STEPS AND PERFORMANCE MEASURES	GO	NO-GO
<ul style="list-style-type: none"> * 1. Company leaders gain and or maintain situational understanding using information that is gathered from force XXI battle command brigade and below (FBCB2), frequency modulated (FM) communications, maps, intelligence summaries, situation reports (SITREPs), and other available information sources. 2. Company personnel employ preparatory measures before engaging hostile aircraft. <ul style="list-style-type: none"> a. Sound air attack alarm to alert all personnel of the presence of hostile aircraft. Alert all elements using local alarms, wire, or radio if situation permits. b. Occupy predesignated fighting positions and field fortifications. c. Search assigned sector for approaching aircraft. d. Identify threat aircraft visually. e. Report all aircraft actions to S3 section. f. Prepare personnel to fire on orders of senior individual present or automatically return fire, if fired upon by aircraft. 3. Company elements engage hostile aircraft. <ul style="list-style-type: none"> a. Place weapon on highest rate of fire. b. Select proper aim point for type of aircraft and direction of flight. c. Engage hostile aircraft with all available small arms until destroyed or warded off. * 4. Company leaders supervise post attack activities. <ul style="list-style-type: none"> a. Give "All Clear" signal when hostile aircraft have departed the area. b. Forward damage report and personnel status report to higher headquarters. c. Coordinate casualty treatment and evacuation. d. Direct clearing of mission-hindering destroyed supplies and equipment. e. Coordinate replacement of equipment with higher headquarters. 		

ARTEP 7-12-MTP

TASK STEPS AND PERFORMANCE MEASURES	GO	NO-GO
5. Company personnel perform post-attack activities. <ul style="list-style-type: none"> a. Treat and evacuate casualties. b. Reconstruct damaged fighting positions and field fortifications. 6. Company continues operations as directed.		

TASK PERFORMANCE/EVALUATION SUMMARY BLOCK							
ITERATION	1	2	3	4	5	M	TOTAL
TOTAL TASK STEPS EVALUATED							
TOTAL TASK STEPS "GO"							
TRAINING STATUS "GO"/"NO-GO"							

"*" indicates a leader task step.

SUPPORTING INDIVIDUAL TASKS: NONE

SUPPORTING COLLECTIVE TASKS

Task Number	Task Title	References
07-3-6000	Conduct Active Air Defense Measures Against Hostile Aircraft (Antiarmor/Infantry/Mortar/Reconnaissance Platoon/Squad)	ARTEP 7-4-MTP ARTEP 7-5-MTP ARTEP 7-7J-MTP ARTEP 7-8-MTP ARTEP 7-90-MTP ARTEP 7-91-MTP ARTEP 7-92-MTP

OPFOR TASKS AND STANDARDS

TASK: Conduct Air Attack (07-OPFOR-0029)

CONDITION: The OPFOR is conducting offensive operations independently or as part of a larger force. The enemy positions, formations, or soldiers have been identified and are susceptible to air attack. All necessary personnel and equipment are available. The OPFOR fixed-wing combat aircraft and attack helicopters are available to provide aerial fire support to ground maneuver forces.

STANDARD: The OPFOR executes the air attack using fixed- and rotor-winged aircraft IAW the OPORD and or commander's guidance. The enemy positions, formations, and or soldiers are destroyed, delayed,

Note: During training exercises, the enemy commander or leader should select the size of the OPFOR element based on threat doctrine.

ELEMENT:

TASK: Operate in an NBC Environment (Antiarmor/Infantry/Headquarters Company) (07-2-6005)
 (FM 100-14) (FM 3-100) (FM 3-19)
 (FM 3-3) (FM 3-3-1) (FM 3-4)
 (FM 3-5)

ITERATION: 1M 2M 3M 4M 5M (Circle)

COMMANDER/LEADER ASSESSMENT: T P U (Circle)

CONDITIONS: The company (Co) is conducting operations as part of the brigade combat team infantry battalion (Bn). A digital copy of the Bn operation order and or fragmentation order with applicable overlays/graphics is available. The Co has analog and digital communications with higher headquarters. The CP, bivouac and operational areas, and perimeter defenses are set up. Co and individual NBC defense equipment is available. The Co commander has provided his guidance. The threat has the capability to deliver nuclear, biological, and chemical (NBC) agents/weapons. NBC vulnerability analysis is performed by Bn NBC personnel and distributed to the Co. The Co may have guidance provided by the rules of engagement (ROE) and from mission instructions such as the peace mandate terms of reference, status of forces (SOF) agreement, and rules of interaction (ROI). Civilians, government organizations, non-government organizations, private voluntary organizations, and the international press may be present on the battlefield. This task is always performed in MOPP4.

TASK STANDARDS: The Co completes all nuclear, biological, and chemical (NBC) defense preparatory tasks in accordance with (IAW) the tactical standing operating procedures (TSOP), operations order (OPORD), and commander's guidance. The Co protects personnel, mission-essential equipment/supplies, food, and water. Force protection is applied to all operations. The Co maintains situational awareness by monitoring force XXI battle command brigade and below (FBCB2) and frequency modulation (FM) communications. The Co complies with the ROE, mission instructions, higher headquarters and other special orders.

TASK STEPS AND PERFORMANCE MEASURES	GO	NO-GO
<p>1. Perform the task, Conduct Command and Control of Operations using FBCB2. Note: Commanders should NOT rely on digital communications alone. Digitization does NOT eliminate the requirement for maps and frequency modulation (FM) communications. The decision to use FM versus FBCB2 depends on the situation and unit standing operating procedures (SOP).</p> <p>2. Company (Co) commander and leaders plan unit nuclear, biological, and chemical (NBC) defense preparatory activities.</p> <ul style="list-style-type: none"> a. Identify stated policies and procedures by reviewing the tactical standing operating procedures (TSOP) and operations order (OPORD). b. Identify current NBC threat and recommended countermeasures in coordination with the higher headquarters (HQ) staff element and unit NBC specialist. c. Identify locations of natural shelters consistent with NBC threat. d. Identify locations for construction of protective shelters, if required or available. e. Identify locations for placement of automatic alarm systems. f. Identify company routes. g. Provide instructions on improvement of individual and crew-served weapons fighting positions. h. Identify the availability of personnel to perform tasks. i. Designate mission-oriented protective posture (MOPP) level as prescribed by the higher HQ staff element. 		

TASK STEPS AND PERFORMANCE MEASURES	GO	NO-GO
<ul style="list-style-type: none"> j. Establish decontamination priorities for operational sites in coordination with the higher HQ staff element. k. List tasks to be performed and time limits for each task. l. Disseminate NBC defense preparation plan to all subelements using FBCB2 or messenger. m. Task elements to provide NBC equipment operators. n. Conduct MOPP analysis. o. Provide guidance for the protection of food, water, and mission-essential supplies. <p>3. Element leaders implement NBC defense plan and preparatory tasks.</p> <ul style="list-style-type: none"> a. Conduct inventory of all element NBC defense equipment. b. Request issue of shortages from the unit supply facility. c. Direct placement of automatic alarm systems located in element areas. d. Direct improvement of individual fighting positions with consideration for blast, thermal, and nuclear radiation, electromagnetic pulse, transient radiation effects on electronics, and blackout. e. Supervise construction of protective shelters in assigned area. f. Assign each element member to a protective shelter. g. Forward roster of all element NBC defense equipment operators to the command post (CP) using appropriate battlefield functional area command and control system (BFACS). h. Provide instructions on audio and visual NBC alarms, MOPP level, and protective shelters. i. Inspect all NBC defense equipment for proper fit, serviceability, and accountability. j. Direct and implement actions to increase personnel protection consistent with the mission and tactical situation. <ul style="list-style-type: none"> (1) Monitors personnel combat effectiveness IAW performance-degradation data outlined in FM 3-4. (2) Establishes work and rest periods for personnel to match current temperatures and type of work (light, moderate, or heavy) IAW FM 3-4. k. Enforce field sanitation and personal hygiene measures. <ul style="list-style-type: none"> l. Enforce safety procedures. m. Inspect all element personnel for compliance with measures prescribed by the Bn and unit TSOP, OPORD, and commander's directives. n. Forward element completion report to CP using FBCB2, radio, or messenger. <p>4. Co personnel perform NBC defense preparatory tasks.</p> <ul style="list-style-type: none"> a. Construct protective shelters at locations designated by element leaders. b. Improve fighting positions with consideration for blast, thermal, and radiation effects. c. Perform preventive maintenance checks and services (PMCS) on all survey equipment, monitoring equipment, and chemical detection equipment. d. Zero all dosimeters using appropriate charger. e. Inspect protective masks and clothing for serviceability and accountability. f. Identify assigned protective shelters or defensive positions in case of an attack. g. Carry protective mask with hood, skin decontamination kit, and detector paper (as permitted by designated MOPP level). h. Store overgarments, overboots, and gloves within reach while at work station (as permitted by designated MOPP level). i. Employ field sanitation and personal hygiene measures. 		

TASK STEPS AND PERFORMANCE MEASURES	GO	NO-GO
j. Employ safety procedures. k. Enforce environmental procedures IAW FM 20-400 and TC 20-401. 5. The Co performs chemical monitoring. a. Plans chemical surveillance. b. Performs chemical monitoring actions IAW FM 3-3. 6. The Co CP disseminates warning of a friendly or chemical attack to all elements. 7. The Co and platoons react to chemical attack. 8. The Co directs and coordinates operational decontamination. 9. The platoons conduct operational decontamination. 10. The Co and platoons conduct thorough decontamination. 11. The Co reorganizes as required. 12. The Co prepares to continue the mission.		

TASK PERFORMANCE/EVALUATION SUMMARY BLOCK							
ITERATION	1M	2M	3M	4M	5M		TOTAL
TOTAL TASK STEPS EVALUATED							
TOTAL TASK STEPS "GO"							
TRAINING STATUS "GO"/"NO-GO"							

"*" indicates a leader task step.

SUPPORTING INDIVIDUAL TASKS: NONE

SUPPORTING COLLECTIVE TASKS

Task Number	Task Title	References
03-2-3009.07-2000	Conduct Thorough Decontamination	
03-3-C224.07-2000	Coordinate Operational Decontamination (Infantry Company)	
03-3-C224.07-3000	Conduct Operational Decontamination	
07-2-1607	Conduct Consolidation and Reorganization (Infantry Company)	
07-2-5018	Conduct Consolidation and Reorganization (Antiarmor Company/Platoon)	ARTEP 7-91-MTP

OPFOR TASKS AND STANDARDS

ARTEP 7-12-MTP

TASK: Conduct Biological/Chemical Operations (07-OPFOR-0027)

CONDITION: The OPFOR is conducting defensive or offensive operations independently or as part of a larger force. A decision has been made to employ biological or chemical weapons. Wind and weather conditions are right for the employment of biological or chemical weapons. All assigned OPFOR equipment and personnel are available.

STANDARD: The OPFOR conducts biological and or chemical operations IAW the OPORD and or commander's guidance. The OPFOR attacks the enemy with nerve, blood, blister, choking, incapacitant, and or irritant agents or pathogenic microbes and or microorganism toxins. The OPFOR delivers agents and or toxins using aircraft, multiple rocket launchers, artillery, mines, rockets, missiles, and or special operations forces. The OPFOR causes disruption of enemy operations, suspension of operations, and or casualties.

Note: During training exercises, the enemy commander or leader should select the size of the OPFOR element based on threat doctrine.

ELEMENT: RIFLE CO INF BN (BCT)

TASK: Conduct Passive Air Defense Measures (Infantry Company) (07-2-6018)

(FM 100-55)	(FM 101-5)	(FM 101-5-1)
(FM 101-5-2)	(FM 17-98)	(FM 20-3)
(FM 20-32)	(FM 21-18)	(FM 21-60)
(FM 23-10)	(FM 23-25)	(FM 23-35)
(FM 23-37)	(FM 24-35)	(FM 24-35-1)
(FM 3-100)	(FM 7-10)	(FM 7-20)
(FM 7-85)	(FM 7-92)	(FM 90-10(HTF))
(FM 90-10-1)	(FM 90-13)	(FM 90-2)
(FM 90-26)	(FM 90-3)	(FM 90-4)
(FM 90-5)	(FM 90-6)	(FM 9-43-1)

ITERATION: 1 2 3 4 5 M (Circle)

COMMANDER/LEADER ASSESSMENT: T P U (Circle)

CONDITIONS: The company is conducting operations as part of a higher headquarters and is directed to conduct passive air defense measures to avoid detection by hostile aircraft. Hostile aircraft (rotary-wing, fixed-wing, and or unmanned aerial vehicles [UAVs]) are operating in the area of operation (AO). Company weapon control status is WEAPONS HOLD. All necessary personnel and equipment are available. The company has communications with higher, adjacent, and subordinate elements. The company has been provided guidance on the rules of engagement (ROE) and rules of interaction (ROI). Coalition forces and noncombatants may be present in the operational environment. Some iterations of this task should be conducted during limited visibility conditions. Some iterations of this task should be performed in MOPP4.

TASK STANDARDS: The company conducts passive air defense measures in accordance with (IAW) the tactical standing operating procedures (TSOP), the order, and or higher commander's guidance. The company uses attack avoidance and damage limiting measures (including observation, dispersion, camouflage, and concealment) to avoid detection and or engagement by hostile aircraft. The company complies with the ROE and ROI.

TASK STEPS AND PERFORMANCE MEASURES	GO	NO-GO
<ul style="list-style-type: none"> * 1. Company leaders gain and or maintain situational understanding using information that is gathered from FBCB2, frequency modulated (FM) communications, maps, intelligence summaries, situation reports (SITREPs), and other available information sources. * 2. Company commander determines that enemy aircraft are operating in the area by notification from higher headquarters or observation. * 3. Company commander plans for passive air defense measures using troop-leading procedures. <ul style="list-style-type: none"> a. Establishes and rehearses air attack alarms. b. Briefs unit on passive defense measures. 4. Company performs passive air defense measures IAW the TSOP. <ul style="list-style-type: none"> a. Uses all available resources (camouflage, cover, concealment, and dispersion) to hide personnel and equipment to limit their vulnerability. <ul style="list-style-type: none"> (1) Maintains camouflage. (2) Covers or shades shiny items, such as optics. (3) Ensures that crew-served weapons are manned and air guards are designated. b. Establishes a listening watch on the air defense early warning net, if equipment is available and operational. 		

ARTEP 7-12-MTP

TASK STEPS AND PERFORMANCE MEASURES	GO	NO-GO
c. Maintains proper interval between soldiers, teams, squads, or positions. d. Mans observation posts (OPs) and or listening posts (LPs) to provide warning of approaching aerial platforms (rotary wing, fixed wing, UAVs). e. Constructs field fortifications with organic equipment as necessary to protect personnel and vulnerable mission-essential equipment. f. Disperses supplies and equipment, if possible, to reduce vulnerability to air attack. g. Complies with ROE. h. Reports all aircraft actions to higher headquarters.		

TASK PERFORMANCE/EVALUATION SUMMARY BLOCK							
ITERATION	1	2	3	4	5	M	TOTAL
TOTAL TASK STEPS EVALUATED							
TOTAL TASK STEPS "GO"							
TRAINING STATUS "GO"/"NO-GO"							

"*" indicates a leader task step.

SUPPORTING INDIVIDUAL TASKS: NONE

SUPPORTING COLLECTIVE TASKS

Task Number	Task Title	References
07-3-6009	Conduct Passive Air Defense Measures (Infantry/Mortar/Reconnaissance Platoon/Squad)	ARTEP 7-4-MTP ARTEP 7-5-MTP ARTEP 7-7J-MTP ARTEP 7-8-MTP ARTEP 7-90-MTP ARTEP 7-92-MTP

OPFOR TASKS AND STANDARDS: NONE

ELEMENT: RIFLE CO INF BN (BCT)

TASK: Cross an NBC Contaminated Area (Infantry Company) (07-2-6036)

(FM 3-4)	(FM 100-14)	(FM 101-5-1)
(FM 101-5-2)	(FM 21-60)	(FM 24-35)
(FM 24-35-1)	(FM 3-3)	(FM 3-3-1)
(FM 3-5)	(FM 7-10)	(FM 7-12 (3-21.11))
(FM 7-85)		

ITERATION: 1M 2M 3M 4M 5M (Circle)

COMMANDER/LEADER ASSESSMENT: T P U (Circle)

CONDITIONS: The company is conducting operations as part of a higher headquarters and has received an operation order (OPORD) or fragmentary order (FRAGO) to perform a combat mission at the location and time specified. All necessary personnel and equipment are available. The company encounters a nuclear, biological, and or chemical (NBC) contaminated area that it cannot bypass. The type of agent is unknown, if biological and or chemical. The commander has specified the operational exposure guidance (OEG) for nuclear contamination. The company has communications with higher, adjacent, and subordinate elements. Some iterations of this task should be conducted during limited visibility conditions. This task is always performed in MOPP4.

TASK STANDARDS: The company crosses the NBC contaminated area in accordance with (IAW) the tactical standing operating procedures (TSOP), the order, and or higher commander's guidance. The company assumes mission oriented protective posture (MOPP) 4. The company enters, moves through, and exits the contaminated area along the specified route. The company monitors and reports dosage and radiacmeter readings as directed in the OEG.

TASK STEPS AND PERFORMANCE MEASURES	GO	NO-GO
<ul style="list-style-type: none"> * 1. Company leaders gain and or maintain situational understanding using information that is gathered from force XXI battle ommand brigade and below (FBCB2), frequency modulated (FM) communications, maps, intelligence summaries, situation reports (SITREPs), and other available information sources. * 2. Company commander confirms friendly and enemy situations. <ul style="list-style-type: none"> a. Receives an updated digital report showing the location of forward and adjacent friendly elements, if applicable. b. Receives an updated enemy situational template for added fratricide prevention and increased force protection, if applicable. * 3. Company commander conducts troop-leading procedures. <ul style="list-style-type: none"> a. Conducts a digital and or conventional map reconnaissance to identify possible bypass. b. Addresses actions on chance contact with the enemy. * 4. Company commander disseminates digital reports (if applicable), overlays, and other pertinent information to each platoon to keep them abreast of the situation. * 5. Company commander coordinates and or synchronizes actions of subordinate elements. * 6. Company commander uses FRAGOs as necessary to redirect actions of subordinate elements. 7. Company prepares to cross a radiological contaminated area. 		

TASK STEPS AND PERFORMANCE MEASURES	GO	NO-GO
<ul style="list-style-type: none"> a. Takes actions to provide extra shielding (such as using wet sandbags on the vehicle floor). b. Stows externally carried equipment inside vehicles or covers it with tarps, plastic sheeting, or similar materials. c. Checks radiac instruments to ensure IM-93s are zeroed or DT-236s Radiac Detector are preset. d. Assumes MOPP 4 at least 500 meters from an identified contaminated area. e. Closes and secures vehicle hatches based on mission, enemy, terrain and weather, troops and support available, time available, civil considerations (METT-TC) factors. f. Activates NBC over pressurization systems if in the closed hatch configuration, If applicable. <p>8. Company prepares to cross a chemically or biologically contaminated area.</p> <ul style="list-style-type: none"> a. Stows externally carried equipment inside vehicles or covers it with tarps, plastic sheeting, or similar materials. b. Halts and assumes MOPP 4 at least 500 meters from an identified contaminated area. c. Attaches M8 or M9 paper to personnel and vehicles to provide warning of chemical contamination. d. Secures M8A1 alarms to vehicles IAW TSOP. e. Closes and secures vehicle hatches based on METT-TC factors. f. Activates NBC over-pressurization systems if in closed hatch configuration, if applicable. <p>9. Company crosses the contaminated area.</p> <ul style="list-style-type: none"> a. Conducts movement along route designated route by the commander. b. Avoids stirring up dust, if possible. c. Slows column speed if mounted. d. Increases interval and lateral dispersion between squads, personnel and vehicles as METT-TC factors permits. e. Avoids puddles, overhanging branches, and brush. f. Monitors radiac instruments for radiation exposure and reports operational exposure guidance (OEG) information to the company commander IAW TSOP. g. Monitors M8A1 Chemical Agent alarms/M22 Automatic Chemical Agent Detector Alarms (ACADA) and M9 paper. h. Marks contaminated area. <p>10. Company exits the contaminated area.</p> <ul style="list-style-type: none"> a. Reports exit of the contaminated area to the higher commander. b. Moves at least 500 meters from the area before halting. c. Controls the actions of the platoons as they exit. d. Submits NBC 1 report with radiation and or chemical/biological data. e. Administers first aid to all casualties within five minutes of halt. f. Initiates unmasking procedures IAW OPORD, FRAGO, or TSOP, if NBC monitoring results are negative. g. Zeroes IM-93s and or resets DT-236s, if applicable. h. Performs immediate decontamination. <p>11. Company commander coordinates for operational decontamination.</p> <p>12. Company continues to monitor the NBC detection devices.</p> <p>13. Company consolidates and reorganizes as necessary.</p>		

TASK STEPS AND PERFORMANCE MEASURES	GO	NO-GO
14. Company treats and evacuates casualties.		
15. Company continues operations as directed.		

TASK PERFORMANCE/EVALUATION SUMMARY BLOCK							
ITERATION	1M	2M	3M	4M	5M		TOTAL
TOTAL TASK STEPS EVALUATED							
TOTAL TASK STEPS "GO"							
TRAINING STATUS "GO"/"NO-GO"							

"*" indicates a leader task step.

SUPPORTING INDIVIDUAL TASKS: NONE

SUPPORTING COLLECTIVE TASKS

Task Number	Task Title	References
07-2-1342	Conduct Tactical Movement (Infantry Company)	ARTEP 7-10-MTP
07-2-2063	Report Tactical Information (Antiarmor Company/Platoon)	ARTEP 7-12-MTP ARTEP 7-91-MTP
07-2-2072	Report Tactical Information (Infantry Company)	ARTEP 7-10-MTP
07-2-5072	Conduct Troop-leading Procedures (Antiarmor Company/Platoon)	ARTEP 7-12-MTP ARTEP 7-91-MTP
07-2-5081	Conduct Troop-leading Procedures (Infantry Company)	ARTEP 7-10-MTP
07-2-6054	Maintain Operations Security (Antiarmor Company/Platoon)	ARTEP 7-12-MTP ARTEP 7-91-MTP
07-2-6063	Maintain Operations Security (Infantry Company)	ARTEP 7-10-MTP
07-2-6144	Conduct Operational Decontamination (Antiarmor/Infantry Company)	ARTEP 7-12-MTP ARTEP 7-10-MTP
07-3-1270	Conduct Tactical Movement (Mounted or Dismounted) (Antiarmor/Infantry/Mortar/Reconnaissance Platoon/Squad)	ARTEP 7-12-MTP ARTEP 7-91-MTP ARTEP 7-4-MTP
		ARTEP 7-5-MTP ARTEP 7-7J-MTP ARTEP 7-8-MTP ARTEP 7-90-MTP ARTEP 7-91-MTP ARTEP 7-92-MTP

OPFOR TASKS AND STANDARDS

TASK: Conduct Sniper Operations (07-OPFOR-0017)

CONDITION: The OPFOR is conducting operations independently or as part of a larger force and is ordered to conduct sniper operations against the enemy elements. The enemy elements are occupying an assembly area, conducting tactical movement, conducting a tactical road march, or are otherwise susceptible to a sniper attack. All assigned OPFOR equipment and personnel are available.

STANDARD: The OPFOR conducts sniper operations IAW the OPORD and or commander's guidance. The OPFOR snipers set up well-concealed locations and engage the enemy personnel with short bursts of semiautomatic fire. The OPFOR snipers delay or disrupt the enemy activities and or kill the enemy personnel. The OPFOR snipers prevent their position from being discovered. The OPFOR snipers report all specified intelligence requirements to higher HQ.

Note: During training exercises, the enemy commander or leader should select the size of the OPFOR element based on threat doctrine.

TASK: Maintain Operations Security (07-OPFOR-0023)

CONDITION: The OPFOR is conducting operations independently or as part of a larger force. The OPFOR prevents the enemy from obtaining information about its operations and or intent. All necessary personnel and equipment are available.

STANDARD: The OPFOR maintains operations security IAW the operation order and or commander's guidance. The OPFOR denies information to the enemy by maintaining physical security, signal security, and information security. The OPFOR identifies and eliminates indicators that can be exploited by hostile intelligence organizations.

Note: During training exercises, the enemy commander or leader should select the size of the OPFOR element based on threat doctrine.

TASK: Conduct an Ambush (07-OPFOR-0025)

CONDITION: The OPFOR is conducting operations independently or as part of a larger force. The OPFOR is directed to conduct an ambush along a suspected enemy route or avenue of approach. All assigned OPFOR equipment and personnel are available. The OPFOR has indirect fire support available.

STANDARD: The OPFOR conducts the ambush IAW the OPORD and or commander's guidance. The OPFOR conducts aggressive maneuver from concealed positions and delivers accurate coordinated fires to kill or capture enemy personnel and destroy, disable, or capture the enemy's equipment and supplies. The OPFOR withdraws from the ambush site, reorganizes and consolidates, and continues with follow-on mission.

Note: During training exercises, the enemy commander or leader should select the size of the OPFOR element based on threat doctrine.

ELEMENT: RIFLE CO INF BN (BCT)

TASK: Employ Camouflage, Concealment, and Deception Techniques (Infantry Company) (07-2-6045)
 (FM 101-5) (FM 101-5-1) (FM 101-5-2)
 (FM 20-3) (FM 21-60) (FM 24-35)
 (FM 24-35-1) (FM 7-10) (FM 7-12 (3-21.11))
 (FM 7-85) (FM 90-2)

ITERATION: 1 2 3 4 5 M (Circle)

COMMANDER/LEADER ASSESSMENT: T P U (Circle)

CONDITIONS: The company is conducting operations as part of a higher headquarters and has received an operation order (OPORD or fragmentary order (FRAGO) to conduct a mission at the location and time specified. The situation dictates that the company employ camouflage, concealment, and deception (CCD) techniques to deny selected information to the enemy. All necessary personnel and equipment are available. The company has communications with higher, adjacent, and subordinate elements. The company has been provided guidance on the rules of engagement (ROE) and rules of interaction (ROI). Coalition forces and noncombatants may be present in the operational environment. Some iterations of this task should be conducted during limited visibility conditions. Some iterations of this task should be performed in MOPP4.

TASK STANDARDS: The company employs CCD techniques in accordance with (IAW) the tactical standing operating procedures (TSOP), the order, and or higher commander's guidance and or intent. Company commander ensures subordinate elements use proper CCD techniques. The company denies critical information to the enemy. The company complies with the ROE and ROI.

TASK STEPS AND PERFORMANCE MEASURES	GO	NO-GO
<ul style="list-style-type: none"> * 1. Company leaders gain and or maintain situational understanding using information that is gathered from force XXI battle command brigade and below (FBCB2) (if applicable), frequency modulated (FM) communications, maps, intelligence summaries, situation reports (SITREPs), and or other available information sources. * 2. Company commander receives an OPORD or FRAGO and issues warning order (WARNO) to the company using FBCB2, FM, or other tactical means. * 3. Company commander plans using troop-leading procedures. <ul style="list-style-type: none"> a. Conducts analysis based on factors of mission, enemy, terrain and weather, troops and support available, time available, civil considerations (METT-TC). <ul style="list-style-type: none"> (1) Considers the enemy's capabilities, likely courses of action (COAs), and specific weapons capabilities. b. Confers with the staff engineer (if available) to determine appropriate command and control data (CCD) employment techniques. c. Determines CCD priorities based on factors of METT-TC. d. Sets CCD goals and or intent, based of higher headquarters (HQ) OPORD, and relays goals and or intent to command. e. Considers CCD's effects on unit recognition by friendly troops, to help prevent fratricide. * 4. Company commander or designated representative ensures subordinate elements use proper CCD techniques. <ul style="list-style-type: none"> a. Use natural conditions and materials before using man made materials. b. Employ deception to help mask the real intent of primary combat operations and aid in achieving surprise IAW HQ deception plan. 		

TASK STEPS AND PERFORMANCE MEASURES	GO	NO-GO
<ul style="list-style-type: none"> c. Observe noise discipline. d. Observe light discipline with respect to smoking, fires, and lights. e. Conceal highly visible equipment. f. Cover shiny surfaces. g. Keep exposed activity to a minimum. h. Use cut vegetation properly. <ul style="list-style-type: none"> i. Use and conceal dismount points properly. j. Place and disperse vehicles and equipment. k. Disperse the command post (CP). l. Employ camouflage nets (lightweight camouflage screen system [LCSS]). m. Use (or minimizes) shadows. n. Minimize movement. o. Blend operations and equipment with backgrounds. p. Employ pattern-painting techniques. q. Employ decoys. r. Integrate smoke operations with company movement. s. Wear the correct uniform. t. Control litter and spoil. <p>* 5. Company commander coordinates and or synchronizes actions of subordinate elements.</p> <p>6. Company elements employ CCD on fighting positions by:</p> <ul style="list-style-type: none"> a. Eliminating or minimizing target silhouettes. b. Practicing spoil control. c. Eliminating or minimizing regular or geometric shapes and layouts. d. Maintaining overhead concealment. e. Practicing dust control. <p>7. Company elements employ CCD on tactical vehicles by:</p> <ul style="list-style-type: none"> a. Minimizing and concealing track marks. b. Minimizing or eliminating the shine on vehicles and equipment. c. Reducing or using shadows to the unit's advantage. d. Employing camouflage nets (LCSS). e. Painting vehicles to match their surroundings. f. Dispersing vehicles and equipment. g. Concealing vehicles and supply routes. h. Controlling litter and spoil. i. Storing and concealing ammunition. <p>8. Company elements employ CCD on assembly areas (AAs) by:</p> <ul style="list-style-type: none"> a. Facilitating mission planning for access and egress concealment. b. Marking guideposts for route junctions. c. Ensuring that turn-ins are not widened by improper use. d. Dispersing dismount, mess, and maintenance areas. e. Dispersing the CP. f. Maintaining CCD by: <ul style="list-style-type: none"> (1) Inspecting CCD frequently. (2) Controlling litter and garbage. (3) Observing blackout procedures. g. Observing evaluation procedures by: <ul style="list-style-type: none"> (1) Policing the area. (2) Covering or eliminating tracks. (3) Preventing traffic congestion. (4) Concealing spoil. 		

TASK STEPS AND PERFORMANCE MEASURES	GO	NO-GO
<p>9. Company elements employ CCD on the CP by:</p> <ul style="list-style-type: none"> a. Ensuring that lines of communications (LOCs) are not converged. b. Dispersing vehicles. c. Ensuring that turn-ins are not widened through improper use. d. Ensuring that protective barriers follow terrain features. e. Concealing defensive weapons. f. Ensuring that existing poles are used for LOCs. g. Digging in the CP (when in open areas). h. Maintaining camouflage nets (LCSS). i. Using civilian buildings properly by: <ul style="list-style-type: none"> (1) Controlling access and egress. (2) Observing blackout procedures. (3) Avoiding obvious locations. <p>10. Company elements employ CCD on supply points by:</p> <ul style="list-style-type: none"> a. Dispersing operations. b. Concealing access and egress routes. c. Using the track plan. d. Providing concealed loading areas. e. Developing and implementing a schedule for the units being serviced. <p>11. Company elements employ CCD on water points by:</p> <ul style="list-style-type: none"> a. Concealing access and egress routes. b. Ensuring that the track plan is used. c. Controlling spillage. d. Controlling shine and reflections. e. Developing and implementing a schedule for the units being serviced. <p>12. Company subordinate leaders enforce individual CCD.</p>		

TASK PERFORMANCE/EVALUATION SUMMARY BLOCK							
ITERATION	1	2	3	4	5	M	TOTAL
TOTAL TASK STEPS EVALUATED							
TOTAL TASK STEPS "GO"							
TRAINING STATUS "GO"/"NO-GO"							

"*" indicates a leader task step.

SUPPORTING INDIVIDUAL TASKS: NONE

SUPPORTING COLLECTIVE TASKS: NONE

OPFOR TASKS AND STANDARDS

TASK: Conduct Reconnaissance (07-OPFOR-0010)

CONDITION: The OPFOR is conducting operations independently or as part of a larger force. The OPFOR is directed to obtain tactical information pertaining to enemy's location, disposition, intent, and or activities. All assigned OPFOR equipment and personnel are available. The OPFOR has engineer support available.

STANDARD: The OPFOR conducts the reconnaissance mission by penetrating the enemy's outposts with mounted or dismounted patrols, and obtaining and reporting required information IAW the OPORD and or commander's guidance. The OPFOR maintains focus; continuity; aggressiveness; timeliness; camouflage, concealment, and deception; accuracy; and reliability. The OPFOR reconnaissance elements complete the reconnaissance mission undetected.

Note: During training exercises, the enemy unit commander or leader should select the size of the OPFOR element based on threat doctrine.

ELEMENT: RIFLE CO INF BN (BCT)

TASK: Maintain Operations Security (Infantry Company) (07-2-6063)

(FM 7-10)	(FM 100-14)	(FM 101-5)
(FM 101-5-1)	(FM 101-5-2)	(FM 20-3)
(FM 21-60)	(FM 24-1)	(FM 24-35)
(FM 24-35-1)	(FM 7-12 (3-21.11))	(FM 7-85)
(FM 90-2)		

ITERATION: 1 2 3 4 5 M (Circle)

COMMANDER/LEADER ASSESSMENT: T P U (Circle)

CONDITIONS: The company is conducting operations as part of a higher headquarters and must maintain operations security to deny the enemy information about friendly activities taking place in the area of operations (AO). All necessary personnel and equipment are available. The company has communications with higher, adjacent, and subordinate elements. The enemy has the capability to detect the company visually, audibly, and electronically. The company has been provided guidance on the rules of engagement (ROE) and rules of interaction (ROI). Coalition forces and noncombatants may be present in the operational environment. Some iterations of this task should be conducted during limited visibility conditions. Some iterations of this task should be performed in MOPP4.

TASK STANDARDS: The company maintains operations security in accordance with (IAW) the tactical standing operating procedures (TSOP), the order, and or higher commander's guidance. The company practices active and passive noise, light, litter, and communications discipline to deny friendly information to enemy forces. The company complies with the ROE and ROI.

TASK STEPS AND PERFORMANCE MEASURES	GO	NO-GO
<ul style="list-style-type: none"> * 1. Company leaders gain and or maintain situational understanding using information that is gathered from force XXI battle command brigade and below (FBCB2) (if applicable), frequency modulated (FM) communications, maps, intelligence summaries, situation reports (SITREPs), and or other available information sources. * 2. Company commander protects friendly information by checking or performing the following: <ul style="list-style-type: none"> a. Prohibits fraternization with civilians (as applicable). b. Makes sure maps do not contain the friendly order of battle. c. Conducts inspections and gives briefings to ensure that personnel do not carry details of military activities in personal materials (letters, diaries, notes, drawings, sketches, or photographs). d. Safeguards weapons, ammunition, sensitive items, and classified documents. e. Sanitizes all planning areas and positions before departure. 3. Company employs active and passive security measures. <ul style="list-style-type: none"> a. Mans and performs surveillance from observation posts (OPs). b. Conducts counter reconnaissance patrols, if possible. c. Destroys enemy reconnaissance elements, when encountered. d. Conducts stand to procedures. e. Establishes local security. f. Establishes specific levels of alert based on factors of mission, enemy, terrain and weather, troops and support available, time available, civil considerations (METT-TC). g. Uses camouflage. 		

TASK STEPS AND PERFORMANCE MEASURES	GO	NO-GO
<ul style="list-style-type: none"> (1) Ensures fighting positions are camouflaged using exposed dirt to break the outline of a position. (2) Checks the position from the enemy's point of view. (3) Ensures camouflage nets (if used) are properly hung. (4) Employs overhead camouflage and sites positions and personnel to prevent detection from the air. (5) Keeps personnel and equipment in the shadows, when possible. (6) Ensures all personnel use camouflage paint to cover exposed skin. (7) Covers all reflective surfaces with non reflective material, such as cloth, mud, or camouflage stick. (8) Avoids crossing near footpaths, trails, and or roads, where possible. (9) Erases tracks leading into the positions. (10) Camouflages equipment by using vegetation to break up the outline of the equipment and covers all reflective surfaces. h. Enforces litter discipline. <ul style="list-style-type: none"> (1) Collects and back hauls trash during logistics runs during stationary periods. (2) Carries trash until it can be disposed of securely. i. Uses terrain and vegetation for concealment. j. Controls movement. <ul style="list-style-type: none"> (1) Uses the proper movement formation and movement technique. (2) Moves as fast as the situation permits. (3) Moves along covered and concealed routes. 4. Company practices radio discipline. <ul style="list-style-type: none"> a. Uses the proper radio procedures. <ul style="list-style-type: none"> (1) Changes frequencies and call signs IAW signal operating instructions (SOI) and or TSOP. (2) Uses varied transmission schedules and lengths. (3) Uses established formats to expedite transmissions. (4) Encodes messages or uses secure voice. (5) Uses brevity codes, when possible. (6) Uses the lowest power settings possible. (7) Avoids transmission patterns. (8) Maintains radio silence, as directed. b. Takes action if jamming is suspected. <ul style="list-style-type: none"> (1) Continues to operate. (2) Disconnects the antenna. (3) Switches to the highest power. (4) Relocates the radio. (5) Uses directional antennas. (6) Turns the squelch off. c. Uses messenger and wire whenever possible, especially in static positions. d. Uses the radio in the quiet message mode. Transmits an arranged number of taps or uses the PUSH-TO-TALK switch in the same manner. * 5. Company practices light discipline. <ul style="list-style-type: none"> a. Conceals lights necessary for planning or reading a map. (A poncho can be used for this purpose). Ensures all flashlights have filters. b. Removes or tapes personal items that may reflect light (identification tags, rings, and watches). c. Prohibits use of cigarettes and open fires during darkness or when the enemy can observe smoke and or fire. d. Uses only passive night observation equipment (if possible). 		

TASK STEPS AND PERFORMANCE MEASURES	GO	NO-GO
* 6. Company practices noise discipline. a. Identifies shortcomings in noise discipline during final inspections. b. Tapes down or removes items that make noise. c. Uses normal means of communication to the greatest extent possible. d. Prohibits talking except as required to conduct or plan operations. e. Ensures arm-and-hand signals are used, to the fullest extent possible, during daylight hours or with night vision devices.		

TASK PERFORMANCE/EVALUATION SUMMARY BLOCK							
ITERATION	1	2	3	4	5	M	TOTAL
TOTAL TASK STEPS EVALUATED							
TOTAL TASK STEPS "GO"							
TRAINING STATUS "GO"/"NO-GO"							

"*" indicates a leader task step.

SUPPORTING INDIVIDUAL TASKS: NONE

SUPPORTING COLLECTIVE TASKS

Task Number	Task Title	References
07-3-6027	Maintain Operations Security (Infantry/Mortar/Reconnaissance Platoon/Squad)	ARTEP 7-4-MTP ARTEP 7-5-MTP ARTEP 7-7J-MTP ARTEP 7-8-MTP ARTEP 7-90-MTP ARTEP 7-92-MTP

OPFOR TASKS AND STANDARDS

TASK: Conduct Reconnaissance (07-OPFOR-0010)

CONDITION: The OPFOR is conducting operations independently or as part of a larger force. The OPFOR is directed to obtain tactical information pertaining to enemy's location, disposition, intent, and or activities. All assigned OPFOR equipment and personnel are available. The OPFOR has engineer support available.

STANDARD: The OPFOR conducts the reconnaissance mission by penetrating the enemy's outposts with mounted or dismounted patrols, and obtaining and reporting required information IAW the OPORD and or commander's guidance. The OPFOR maintains focus; continuity; aggressiveness; timeliness; camouflage, concealment, and deception; accuracy; and reliability. The OPFOR reconnaissance elements complete the reconnaissance mission undetected.

Note: During training exercises, the enemy unit commander or leader should select the size of the OPFOR element based on threat doctrine.

ARTEP 7-12-MTP

ELEMENT: RIFLE CO INF BN (BCT)

TASK: Prepare for a Chemical Attack (Infantry Company) (07-2-6081)
 (FM 3-3) (FM 3-4) (FM 7-10)
 (FM 7-12 (3-21.11))

ITERATION: 1M 2M 3M 4M 5M (Circle)

COMMANDER/LEADER ASSESSMENT: T P U (Circle)

CONDITIONS: The company is conducting operations as part of a higher headquarters and has received an operation order (OPORD) or fragmentary order (FRAGO) to take immediate actions necessary to protect itself from a chemical attack in its area of operations. All necessary personnel and equipment are available. The company has communications with higher, adjacent, and subordinate elements. Some iterations of this task should be conducted during limited visibility conditions. This task is always performed in MOPP4.

TASK STANDARDS: The company prepares for a chemical attack in accordance with (IAW) the tactical standing operating procedures (TSOP), the order, and or higher commander's guidance. The company constructs and or reinforces positions, briefs and or inspects personnel, positions alarms and monitors upwind of friendly positions, assumes the appropriate mission oriented protective posture (MOPP), and takes cover.

TASK STEPS AND PERFORMANCE MEASURES	GO	NO-GO
<ul style="list-style-type: none"> * 1. Company leaders gain and or maintain situational understanding using information that is gathered from force XXI battle command brigade and below (FBCB2) (if applicable), frequency modulated (FM) communications, maps, intelligence summaries, situation reports (SITREPs), and or other available information sources. * 2. Company commander receives an OPORD or FRAGO and issues warning order (WARNO) to the company using FBCB2, FM, or other tactical means. <ul style="list-style-type: none"> a. Directs implementation of defensive preparations consistent with the mission and threat. b. Directs members to assume MOPP level 4. c. Ensures squad leaders inspect personnel for proper fit of protective masks and clothing. d. Implements procedures to prevent contamination of equipment and supplies IAW the TSOP. e. Ensures designated personnel conduct monitoring. <ul style="list-style-type: none"> (1) Operates the chemical agent alarm continuously and upwind when the unit is stationary. * 3. Company commander disseminates digital reports (if applicable), overlays, and other pertinent information to each squad to keep them abreast of the situation. 4. Company personnel take additional actions consistent with mission. <ul style="list-style-type: none"> a. Employ proper field sanitation measures and personal hygiene. b. Check operation of detection equipment as directed by leaders and supervisors. c. Identify/construct protective shelters. d. Use the buddy team method to don and check proper wear of protective suit. e. Cover all exposed equipment and supplies. 		

TASK STEPS AND PERFORMANCE MEASURES	GO	NO-GO
f. Monitor area by testing with detector kits and or paper to determine level of contamination. g. Cover their individual equipment and weapons, using ponchos, foliage, plastic, or any material that is expendable or readily decontaminated. h. Attach M8 or M9 paper to overgarments, equipment, and supplies. * 5. Leaders brief and or inspect personnel. 6. Vehicle commanders and drivers prepare vehicles, if applicable. a. Store water, rations, and equipment, not being used, in the vehicle. b. Close all hatches. Note: Dependent on the factors of mission, enemy, terrain and weather, troops and support available, time available, civil considerations (METT-TC). c. Place covers on crew-served weapons (dependent on the tactical situation). 7. Company conducts a rehearsal. 8. Company takes cover. * 9. Company commander reports the results of monitoring IAW TSOP and or guidance from higher headquarters using FBCB2, FM, or other tactical means.		

TASK PERFORMANCE/EVALUATION SUMMARY BLOCK							
ITERATION	1M	2M	3M	4M	5M		TOTAL
TOTAL TASK STEPS EVALUATED							
TOTAL TASK STEPS "GO"							
TRAINING STATUS "GO"/"NO-GO"							

"*" indicates a leader task step.

SUPPORTING INDIVIDUAL TASKS: NONE

SUPPORTING COLLECTIVE TASKS

Task Number	Task Title	References
07-2-2072	Report Tactical Information (Infantry Company)	ARTEP 7-10-MTP
07-2-5009	Conduct a Rehearsal (Infantry Company)	ARTEP 7-12-MTP ARTEP 7-10-MTP ARTEP 7-12-MTP
07-2-5081	Conduct Troop-leading Procedures (Infantry Company)	ARTEP 7-10-MTP
07-3-2054	Report Tactical Information (Infantry/Mortar/Reconnaissance Platoon/Squad)	ARTEP 7-12-MTP ARTEP 7-4-MTP
07-3-5000	Conduct a Rehearsal (Infantry/Mortar/Reconnaissance Platoon/Squad)	ARTEP 7-5-MTP ARTEP 7-7J-MTP ARTEP 7-8-MTP ARTEP 7-90-MTP ARTEP 7-92-MTP ARTEP 7-4-MTP ARTEP 7-5-MTP

ARTEP 7-12-MTP

SUPPORTING COLLECTIVE TASKS

Task Number	Task Title	References
07-3-5036	Conduct Troop-leading Procedures (Infantry/Mortar/Reconnaissance Platoon/Squad)	ARTEP 7-7J-MTP ARTEP 7-8-MTP ARTEP 7-90-MTP ARTEP 7-92-MTP ARTEP 7-4-MTP
07-3-6036	Prepare for a Chemical Attack (Infantry/Mortar/Reconnaissance Platoon/Squad)	ARTEP 7-5-MTP ARTEP 7-7J-MTP ARTEP 7-8-MTP ARTEP 7-90-MTP ARTEP 7-92-MTP ARTEP 7-4-MTP
		ARTEP 7-5-MTP ARTEP 7-7J-MTP ARTEP 7-8-MTP ARTEP 7-90-MTP ARTEP 7-92-MTP

OPFOR TASKS AND STANDARDS

TASK: Conduct Biological/Chemical Operations (07-OPFOR-0027)

CONDITION: The OPFOR is conducting defensive or offensive operations independently or as part of a larger force. A decision has been made to employ biological or chemical weapons. Wind and weather conditions are right for the employment of biological or chemical weapons. All assigned OPFOR equipment and personnel are available.

STANDARD: The OPFOR conducts biological and or chemical operations IAW the OPORD and or commander's guidance. The OPFOR attacks the enemy with nerve, blood, blister, choking, incapacitant, and or irritant agents or pathogenic microbes and or microorganism toxins. The OPFOR delivers agents and or toxins using aircraft, multiple rocket launchers, artillery, mines, rockets, missiles, and or special operations forces. The OPFOR causes disruption of enemy operations, suspension of operations, and or casualties.

Note: During training exercises, the enemy commander or leader should select the size of the OPFOR element based on threat doctrine.

ELEMENT: RIFLE CO INF BN (BCT)

TASK: Prepare for a Nuclear Attack (Infantry Company) (07-2-6099)
 (FM 3-3-1) (FM 3-4) (FM 3-5)
 (FM 7-10) (FM 7-12 (3-21.11))

ITERATION: 1 2 3 4 5 M (Circle)

COMMANDER/LEADER ASSESSMENT: T P U (Circle)

CONDITIONS: The company is conducting operations as part of a higher headquarters and has received an operation order (OPORD) or fragmentary order (FRAGO) to take immediate actions necessary to protect itself from a nuclear attack (friendly or enemy) in its area of operations. All necessary personnel and equipment are available. The company has communications with higher, adjacent, and subordinate elements. Some iterations of this task should be conducted during limited visibility conditions. Some iterations of this task should be performed in MOPP4.

TASK STANDARDS: The company prepares for a nuclear attack in accordance with (IAW) the tactical standing operating procedures (TSOP), the order, and or higher commander's guidance. The company constructs and or reinforces positions, briefs/inspects personnel, covers/hardens or otherwise protects equipment, positions alarms and monitors upwind of friendly positions, assumes the appropriate mission oriented protective posture (MOPP), and takes cover.

TASK STEPS AND PERFORMANCE MEASURES	GO	NO-GO
<p>* 1. Company leaders gain and or maintain situational understanding using information that is gathered from force XXI battle command brigade and below (FBCB2) (if applicable), frequency modulated (FM) communications, maps, intelligence summaries, situation reports (SITREPs), and or other available information sources.</p> <p>* 2. Company commander receives an OPORD or FRAGO and issues warning order (WARNO) to the company using FBCB2, FM, or other tactical means.</p> <p>3. Company commander plans using troop-leading procedures.</p> <p>* 4. Company commander disseminates digital reports (if applicable), overlays, and other pertinent information to each squad to keep them abreast of the situation.</p> <p>* 5. Company commander establishes command and control procedures.</p> <p style="padding-left: 20px;">a. Establishes and checks backup command and control procedures.</p> <p style="padding-left: 20px;">b. Coordinates and or synchronizes actions of subordinate elements.</p> <p style="padding-left: 20px;">c. Uses FRAGOs as necessary to redirect actions of subordinate elements.</p> <p>* 6. Company commander or designated representative supervises preparations.</p> <p style="padding-left: 20px;">a. Ensures elements deploy for the best dispersion the tactical situation will permit.</p> <p style="padding-left: 20px;">b. Ensures platoons position alarms and monitors upwind of friendly positions as required.</p> <p style="padding-left: 20px;">c. Ensures individuals know the appropriate action when an attack occurs.</p> <p style="padding-left: 20px;">d. Ensures dosimeters are zeroed and initiates periodic monitoring.</p> <p style="padding-left: 20px;">e. Ensures vehicles are shielded and or protected within the company's capability.</p> <p style="padding-left: 20px;">f. Ensures defensive positions or shelters are shielded/hardened within the company's capability.</p> <p>Note: The company locates and selects existing or reinforceable facilities, such as caves, ditches, ravines, culverts, overpasses, tunnels, and empty ammunition storage bunkers, for use as defensive positions or for protective shelters.</p>		

ARTEP 7-12-MTP

TASK STEPS AND PERFORMANCE MEASURES	GO	NO-GO
g. Ensures platoons accomplish task steps in platoon task "Prepare for a Nuclear Attack".		
8. Company conducts a rehearsal.		

TASK PERFORMANCE/EVALUATION SUMMARY BLOCK							
ITERATION	1	2	3	4	5	M	TOTAL
TOTAL TASK STEPS EVALUATED							
TOTAL TASK STEPS "GO"							
TRAINING STATUS "GO"/"NO-GO"							

"*" indicates a leader task step.

SUPPORTING INDIVIDUAL TASKS: NONE

SUPPORTING COLLECTIVE TASKS

Task Number	Task Title	References
07-2-2072	Report Tactical Information (Infantry Company)	ARTEP 7-10-MTP
07-2-5009	Conduct a Rehearsal (Infantry Company)	ARTEP 7-12-MTP ARTEP 7-10-MTP ARTEP 7-12-MTP
07-2-5081	Conduct Troop-leading Procedures (Infantry Company)	ARTEP 7-10-MTP
07-3-2054	Report Tactical Information (Infantry/Mortar/Reconnaissance Platoon/Squad)	ARTEP 7-12-MTP ARTEP 7-4-MTP ARTEP 7-5-MTP ARTEP 7-7J-MTP ARTEP 7-8-MTP ARTEP 7-90-MTP ARTEP 7-92-MTP
07-3-5000	Conduct a Rehearsal (Infantry/Mortar/Reconnaissance Platoon/Squad)	ARTEP 7-4-MTP ARTEP 7-5-MTP ARTEP 7-7J-MTP ARTEP 7-8-MTP ARTEP 7-90-MTP ARTEP 7-92-MTP
07-3-5036	Conduct Troop-leading Procedures (Infantry/Mortar/Reconnaissance Platoon/Squad)	ARTEP 7-4-MTP ARTEP 7-5-MTP ARTEP 7-7J-MTP ARTEP 7-8-MTP ARTEP 7-90-MTP ARTEP 7-92-MTP
07-3-6045	Prepare for a Nuclear Attack (Infantry/Mortar/Reconnaissance Platoon/Squad)	ARTEP 7-4-MTP ARTEP 7-4-MTP ARTEP 7-5-MTP

SUPPORTING COLLECTIVE TASKS

Task Number

Task Title

References

ARTEP 7-7J-MTP
ARTEP 7-8-MTP
ARTEP 7-90-MTP
ARTEP 7-92-MTP

OPFOR TASKS AND STANDARDS: NONE

ARTEP 7-12-MTP

ELEMENT: RIFLE CO INF BN (BCT)

TASK: React to a Chemical Attack (Infantry Company) (07-2-6117)
 (FM 3-4) (FM 3-3) (FM 3-5)
 (FM 7-10) (FM 7-12 (3-21.11))

ITERATION: 1M 2M 3M 4M 5M (Circle)

COMMANDER/LEADER ASSESSMENT: T P U (Circle)

CONDITIONS: The company is conducting operations as part of a higher headquarters and must react immediately to a chemical attack. The company is deployed in MOPP2. Automatic alarms sound or detector paper changes color. All necessary personnel and equipment are available. The company has communications with higher, adjacent, and subordinate elements. Some iterations of this task should be conducted during limited visibility conditions. This task is always performed in MOPP4.

TASK STANDARDS: The company reacts to a chemical attack in accordance with (IAW) the tactical standing operating procedures (TSOP) or appropriate field manual. The company sounds the alarm (vocal and or non-vocal), assumes the appropriate MOPP level, and takes cover.

TASK STEPS AND PERFORMANCE MEASURES	GO	NO-GO
<p>* 1. Company leaders gain and or maintain situational understanding using information that is gathered from force XXI battle command brigade and below (FBCB2) (if applicable), frequency modulated (FM) communications, maps, intelligence summaries, situation reports (SITREPs), and or other available information sources.</p> <p>* 2. Company commander and platoon leaders ensure soldiers react to the sound of the chemical agent alarm or recognize the indicators for a chemical attack.</p> <ul style="list-style-type: none"> a. Spread the chemical alarm to all company members IAW the TSOP. b. Put on protective masks with hoods within time standards. c. Give the alarm: vocal and or nonvocal. d. Use collective protective shelters and or cover (if available) or any other suitable shelter to prevent further exposure to contamination. e. Conduct immediate decontamination. <ul style="list-style-type: none"> (1) Ensures that platoons inspect all personnel for contamination (uniforms and physical signs). (2) Conducts skin decontamination within one minute after being contaminated. <ul style="list-style-type: none"> (a) Conducts chemical decontamination using the M258A1 or M291 kit. (b) Conducts biological decontamination using soap and water. (c) Conducts radiological decontamination using soap and water. f. Assume MOPP level 4. g. Conduct personal wipedown. The following steps apply: <ul style="list-style-type: none"> (1) Wipedown begins within 15 minutes after first exposure. (2) Contaminated soldiers wipe down masks, hoods, gloves, helmets, and other essential equipment using the M291 kit. h. Conducts weapon wipedown. <ul style="list-style-type: none"> (1) Decontaminates personal weapons, paying particular attention to plastic handguards and stocks. (2) Avoids sharp objects that could cause rips or tears in garments. i. Check soldiers to ensure protective measures are followed. j. Determine extent and disseminate information on the area of contamination. 		

TASK STEPS AND PERFORMANCE MEASURES	GO	NO-GO
<p>k. Avoid spreading contamination into clean areas.</p> <p>3. Designated personnel initiate chemical monitoring IAW TSOP.</p> <ol style="list-style-type: none"> Determine the types of chemicals employed. Determine the extent of contamination. <p>4. Company takes additional protective measures.</p> <ol style="list-style-type: none"> Conducts skin decontamination. Monitors their buddies IAW the TSOP for signs of chemical poisoning. Administers a nerve agent antidote (buddy aid) to soldiers with symptoms of nerve agent poisoning, if applicable. Administers self-aid with nerve agent antidote, if applicable. Performs immediate (buddy or combat lifesaver) first aid on all casualties in minutes or when the tactical situation permits. Conducts wipe down and performs spray down of personal equipment with M291 or M280 decontamination kits within 15 minutes of attack. Protects exposed equipment and supplies. Monitors the area by testing with detector kits, if available. Uses prevention procedures such as marking contaminated areas. <p>* 5. Company commander initiates unmasking procedures WITH THE CHEMICAL AGENT DETECTOR KIT. (Kit indicates negative results.)</p> <ol style="list-style-type: none"> Chooses two or three individuals to begin unmasking procedures in a shady area. Ensures test personnel remain unmasked for 5 minutes, then remask and clear their masks. Observes test personnel for symptoms of illness for 10 minutes. <ol style="list-style-type: none"> If no symptoms of illness are detected, reports "ALL CLEAR" using FBCB2, FM, or other tactical means. Directs the company to unmask. (Continues to watch for delayed symptoms.) Ensures casualties are provided medical care. Reports casualties using FBCB2, FM, or other tactical means. <p>* 6. Company commander initiates unmasking procedures WITHOUT THE CHEMICAL AGENT DETECTOR KIT, using M8 detector paper.</p> <ol style="list-style-type: none"> Chooses two or three individuals to begin unmasking procedures in a shady area. Ensures test personnel remain unmasked for 5 minutes, then remask and clear their masks. Observes test personnel for symptoms of illness for 10 minutes. <ol style="list-style-type: none"> If no symptoms of illness are detected, reports "ALL CLEAR" using FBCB2, FM, or other tactical means. Directs the company to unmask. Ensures casualties are provided medical care. Reports casualties using FBCB2, FM, or other tactical means. <p>* 7. Company commander monitors the situation and adjusts MOPP level as the nuclear, biological, or chemical (NBC) situation dictates.</p> <ol style="list-style-type: none"> Ensures individuals remain at the directed MOPP level. Ensures periodic chemical monitoring. <p>* 8. Company commander or representative, submits NBC 1 report to higher headquarters immediately using FBCB2, FM, or other tactical means.</p>		

ARTEP 7-12-MTP

TASK STEPS AND PERFORMANCE MEASURES	GO	NO-GO
<p>Note: The NBC 1 report should always include lines BRAVO (position of observer), DELTA (date time group of detonation), HOTEL (type of agent or burst), and either CHARLIE (direction of attack from observer to include unit of measure) or FOXTROT (location of area attacked).</p> <p>9. Company consolidates and reorganizes as necessary.</p> <p>10. Company treats and evacuates casualties.</p> <p>*11. Company commander coordinates operational decontamination, resupply of replacements, and MOPP exchange for all contaminated elements within six hours of being contaminated.</p> <p>12. Company continues operations as directed.</p>		

TASK PERFORMANCE/EVALUATION SUMMARY BLOCK							
ITERATION	1M	2M	3M	4M	5M		TOTAL
TOTAL TASK STEPS EVALUATED							
TOTAL TASK STEPS "GO"							
TRAINING STATUS "GO"/"NO-GO"							

"*" indicates a leader task step.

SUPPORTING INDIVIDUAL TASKS: NONE

SUPPORTING COLLECTIVE TASKS

Task Number	Task Title	References
07-2-2072	Report Tactical Information (Infantry Company)	ARTEP 7-10-MTP
07-2-4063	Treat and Evacuate Casualties (Antiarmor/Infantry Company)	ARTEP 7-12-MTP ARTEP 7-10-MTP
07-2-5027	Conduct Consolidation and Reorganization (Infantry Company)	ARTEP 7-12-MTP ARTEP 7-91-MTP ARTEP 7-10-MTP
07-2-5081	Conduct Troop-leading Procedures (Infantry Company)	ARTEP 7-12-MTP ARTEP 7-10-MTP
07-2-6144	Conduct Operational Decontamination (Antiarmor/Infantry Company)	ARTEP 7-12-MTP ARTEP 7-10-MTP
07-3-2054	Report Tactical Information (Infantry/Mortar/Reconnaissance Platoon/Squad)	ARTEP 7-12-MTP ARTEP 7-91-MTP ARTEP 7-4-MTP
		ARTEP 7-5-MTP ARTEP 7-7J-MTP ARTEP 7-8-MTP ARTEP 7-90-MTP ARTEP 7-92-MTP

SUPPORTING COLLECTIVE TASKS

Task Number	Task Title	References
07-3-4045	Treat and Evacuate Casualties (Infantry/ Mortar/Reconnaissance Platoon/Squad)	ARTEP 7-4-MTP ARTEP 7-5-MTP ARTEP 7-7J-MTP ARTEP 7-8-MTP ARTEP 7-90-MTP ARTEP 7-92-MTP
07-3-5009	Conduct Consolidation and Reorganization (Infantry/Reconnaissance Platoon/Squad)	ARTEP 7-4-MTP ARTEP 7-5-MTP ARTEP 7-7J-MTP ARTEP 7-8-MTP ARTEP 7-92-MTP
07-3-5036	Conduct Troop-leading Procedures (Infantry/Mortar/Reconnaissance Platoon/Squad)	ARTEP 7-4-MTP ARTEP 7-5-MTP ARTEP 7-7J-MTP ARTEP 7-8-MTP ARTEP 7-90-MTP ARTEP 7-92-MTP
07-3-6054	React to a Chemical Attack (Infantry/ Mortar/Reconnaissance Platoon/Squad)	ARTEP 7-4-MTP ARTEP 7-5-MTP ARTEP 7-7J-MTP ARTEP 7-8-MTP ARTEP 7-90-MTP ARTEP 7-92-MTP

OPFOR TASKS AND STANDARDS

TASK: Conduct Biological/Chemical Operations (07-OPFOR-0027)

CONDITION: The OPFOR is conducting defensive or offensive operations independently or as part of a larger force. A decision has been made to employ biological or chemical weapons. Wind and weather conditions are right for the employment of biological or chemical weapons. All assigned OPFOR equipment and personnel are available.

STANDARD: The OPFOR conducts biological and or chemical operations IAW the OPORD and or commander's guidance. The OPFOR attacks the enemy with nerve, blood, blister, choking, incapacitant, and or irritant agents or pathogenic microbes and or microorganism toxins. The OPFOR delivers agents and or toxins using aircraft, multiple rocket launchers, artillery, mines, rockets, missiles, and or special operations forces. The OPFOR causes disruption of enemy operations, suspension of operations, and or casualties.

Note: During training exercises, the enemy commander or leader should select the size of the OPFOR element based on threat doctrine.

ARTEP 7-12-MTP

ELEMENT: RIFLE CO INF BN (BCT)

TASK: Respond to the Initial Effects of a Nuclear Attack (Infantry Company) (07-2-6135)
 (FM 3-4) (FM 3-3) (FM 3-3-1)
 (FM 3-5) (FM 7-10) (FM 7-12 (3-21.11))

ITERATION: 1 2 3 4 5 M (Circle)
COMMANDER/LEADER ASSESSMENT: T P U (Circle)

CONDITIONS: The company is conducting operations as part of a higher headquarters and is required to react immediately to a nuclear attack in its area of operations (AO). Company members observe a brilliant flash of light and a mushroom shaped cloud, a monitoring device detects a nuclear hazard, or the company receives a strike warning (STRIKEWARN). All necessary personnel and equipment are available. The company has communications with higher, adjacent, and subordinate elements. Some iterations of this task should be conducted during limited visibility conditions. Some iterations of this task should be performed in MOPP4.

TASK STANDARDS: The company takes immediate actions, automatically and without order, to minimize the initial effects of a nuclear detonation in accordance with (IAW) the tactical standing operating procedures (TSOP), the order, and or commander's guidance.

TASK STEPS AND PERFORMANCE MEASURES	GO	NO-GO
<p>1. Company takes immediate protective actions.</p> <ul style="list-style-type: none"> a. Drops face down to the ground, head pointed toward the direction of the blast, all exposed skin covered, and eyes closed. b. Remains on the ground until blast effects have passed. <p>* 2. Company commander implements TSOP to accomplish the following tasks:</p> <ul style="list-style-type: none"> a. Reestablishes communications within the company. b. Reestablishes communications with higher headquarters. c. Prepares and forwards nuclear, biological, and chemical (NBC) 1 report to higher headquarter's command post (CP). <p>Note: The NBC 1 report should always include lines BRAVO (position of observer), DELTA (date time group of detonation), HOTEL (type of burst), and either CHARLIE (direction of attack from observer to include unit of measure) or FOXTROT (location of area attacked).</p> <ul style="list-style-type: none"> d. Implements continuous monitoring. e. Sends updated situation reports (SITREPs) to higher headquarter's CP, as necessary. <p>3. Company initiates radiological monitoring IAW the TSOP.</p> <ul style="list-style-type: none"> a. Monitors buddies for signs of radiation sickness. b. Reports personnel total dose daily to higher headquarter's CP IAW the TSOP. c. Requests guidance from higher headquarter's CP on the operation exposure guidance (OEG) established by the higher headquarters commander. <p>4. Company consolidates and reorganizes, if required.</p> <ul style="list-style-type: none"> a. Reestablishes chain of command, if applicable. b. Secures and organizes equipment. c. Identifies, treats, and evacuates injured personnel. d. Conducts essential maintenance. e. Evacuates fatalities. 		

TASK STEPS AND PERFORMANCE MEASURES	GO	NO-GO
<p>5. Company continues radiation monitoring and reports IAW the TSOP. Note: If the company receives fallout, the higher headquarters commander determines whether the company should remain in position or move based on the mission, tactical situation, radiation dosage received, current dosage rate, and guidance from higher headquarters.</p> <p>6. Personnel minimize exposure by using earth cover shielding as much as possible.</p> <p>7. Company treats and evacuates casualties.</p> <p>8. As soon as the tactical situation permits, the company conducts immediate decontamination and coordinates operational decontamination.</p> <p>9. Company continues operations as directed.</p>		

TASK PERFORMANCE/EVALUATION SUMMARY BLOCK							
ITERATION	1	2	3	4	5	M	TOTAL
TOTAL TASK STEPS EVALUATED							
TOTAL TASK STEPS "GO"							
TRAINING STATUS "GO"/"NO-GO"							

"*" indicates a leader task step.

SUPPORTING INDIVIDUAL TASKS: NONE

SUPPORTING COLLECTIVE TASKS

Task Number	Task Title	References
07-2-4063	Treat and Evacuate Casualties (Antiarmor/Infantry Company)	ARTEP 7-10-MTP ARTEP 7-12-MTP ARTEP 7-91-MTP
07-2-5090	Establish Communications (Infantry Company)	ARTEP 7-10-MTP ARTEP 7-12-MTP

OPFOR TASKS AND STANDARDS

TASK: Employ Nuclear Weapons (07-OPFOR-0014)

CONDITION: The OPFOR has gained the tactical advantage. All available OPFOR conventional weapons and forces have been unable stop the enemy's forward progress. The entire OPFOR units have been destroyed. Nuclear weapons are the only alternative for the OPFOR.

STANDARD: The OPFOR employs nuclear weapons to destroy the enemy's advance. Measures are taken to ensure the enemy is unaware of the impending nuclear strike. The OPFOR is warned of a friendly strike and prepares accordingly.

ARTEP 7-12-MTP

ELEMENT: RIFLE CO INF BN (BCT)

TASK: Conduct Operational Decontamination (Antiarmor/Infantry Company) (07-2-6144)
 (FM 3-5) (FM 101-5-1) (FM 101-5-2)
 (FM 21-60) (FM 24-35) (FM 24-35-1)
 (FM 3-100)

ITERATION: 1 2 3 4 5 M (Circle)

COMMANDER/LEADER ASSESSMENT: T P U (Circle)

CONDITIONS: The company is conducting operations as part of a higher headquarters and has been contaminated by a nuclear, biological, or chemical (NBC) agent. Higher headquarters decontamination assets are available upon request. Mission oriented protective posture (MOPP) gear is available. The company has communications with higher, adjacent, and subordinate elements. The company has been provided guidance on the rules of engagement (ROE) and rules of interaction (ROI). Coalition forces and noncombatants may be present in the operational environment. Some iterations of this task should be conducted during limited visibility conditions. Some iterations of this task should be performed in MOPP4.

TASK STANDARDS: The company conducts operational decontamination in accordance with (IAW) the tactical standing operating procedures (TSOP), the order, and or higher commander's guidance. The company performs the task: React to Chemical Attack. The company coordinates for operational decontamination. The company moves to the decontamination site and conducts operational decontamination while maintaining security. The company complies with the ROE and ROI.

TASK STEPS AND PERFORMANCE MEASURES	GO	NO-GO
1. Company reacts to chemical attack. * 2. Company commander reports contamination to higher headquarters. * 3. Company commander continues to receive chemical or nuclear contamination and radiation reports from NBC personnel. * 4. Company commander and or designated representative completes the following: a. Requests operational decontamination support from higher headquarters. b. Selects or verifies location of operational decontamination site. (1) Coordinates location of decontamination site with higher headquarters, if company commander selects the site. c. Establishes communications with higher headquarters power-driven decontaminating equipment (PDDE) team. d. Addresses actions on chance contact with the enemy. e. Organizes the company as necessary to accomplish the mission and or compensate for combat losses. f. Disseminates digital reports (if applicable), overlays, and other pertinent information to each squad to keep them abreast of the situation. g. Coordinates with higher headquarters commander for relief from current mission. h. Issues movement, security, and decontamination instructions to the company IAW OPORD, FRAGO, or TSOP. i. Provides way points for position navigation (POSNAV) equipment to aid navigation. * 5. Company commander dispatches company NBC noncommissioned officer (NCO) and advance party (including company supply section) to prepare decontamination site.		

TASK STEPS AND PERFORMANCE MEASURES	GO	NO-GO
<p>a. Enters way points into position navigation (POSNAV) equipment to aid navigation.</p> <p>b. Establishes communications with higher headquarters NBC staff and PDDE team as necessary.</p> <p>c. Establishes site security.</p> <p>d. Links up with higher headquarters NBC staff and PDDE team at decontamination site.</p> <p>e. Establishes vehicle wash-down site, in coordination with higher headquarters NBC staff and PDDE team.</p> <p>f. Prepares MOPP gear exchange site at a clean area upwind from vehicle wash-down.</p> <p>g. Ensure the company supply section or the higher headquarters NBC team obtains additional equipment for the MOPP gear exchange, including the following:</p> <ul style="list-style-type: none"> (1) For all contamination. <ul style="list-style-type: none"> (a) Long-handled brushes. (b) Large piece of plastic. (c) Cutting tool. (d) Plastic bags. (e) Replacement chemical protective overgarment, overboots, gloves, and helmet cover for each crewman. (f) M9 paper. (g) Two M291 kits per person. (2) For chemical and or biological contamination. <ul style="list-style-type: none"> (a) One 5-gallon container of super tropical bleach (STB) dry mix. (3) For radiological contamination. <ul style="list-style-type: none"> (a) Three 1-gallon containers. (b) Sponges. (c) Soapy water and rinse water. (d) Paper towels. (e) One individual decontamination kit (IDK) per person if water is not available. <p>6. Company conducts tactical movement to the decontamination site and prepares for operational decontamination.</p> <ul style="list-style-type: none"> a. Treats and evacuates casualties. b. Enters way points into position navigation (POSNAV) equipment to aid navigation. c. Establishes a perimeter defense. d. Establishes and maintains local security IAW TSOP or commander's guidance. e. Prepares vehicles for wash-down. <ul style="list-style-type: none"> (1) Secures all external equipment. (2) Covers the gun muzzle break. (3) Removes vegetation used as camouflage. (4) Removes large amounts of mud (if necessary). (5) Closes ballistic doors. (6) Closes all vehicle hatches. <p>Note: Vehicle drivers remain with their vehicles, if applicable. Other soldiers dismount, either at the marshaling area or at a dismount point, and move (using designated paths only) to the MOPP gear exchange site.</p> <p>7. Company performs vehicle decontamination (if applicable).</p> <p>Note: This step is usually performed by drivers while other crewmen complete MOPP gear exchange.</p>		

TASK STEPS AND PERFORMANCE MEASURES	GO	NO-GO
<p>a. Ensures vehicle hatches are closed and secured.</p> <p>b. Follows guidance of site officer in charge (OIC) or noncommissioned officer in charge (NCOIC) or PDDE team in moving vehicles to and through decontamination site.</p> <p>c. Assists PDDE crew in decontaminating vehicles as required.</p> <p>d. Moves vehicles, if applicable, to the designated holding area upwind from decontamination site as directed by the OIC or NCOIC.</p> <p>e. Suffers no additional NBC casualties.</p> <p>f. Prevents spread of NBC contamination.</p> <p>Note: After vehicle decontamination is complete, drivers move to the MOPP gear exchange site and exchange their MOPP gear.</p> <p>8. Under supervision of the company NBC NCO, site OIC and or NCOIC, or decontamination team, company conducts MOPP gear exchange.</p> <p>a. Completes the following steps in sequence, using the buddy system:</p> <ol style="list-style-type: none"> (1) Decontaminates and drops gear (weapon, helmet, load-carrying equipment (LCE), mask carrier, and personal items). (2) Decontaminates hood and gloves, and rolls up hood. (3) Removes overgarment and or overshoes. (4) Removes gloves. (5) Puts on clean overgarment. <p>Note: Clean soldier pulls clean overgarment from bag without touching the outside of the bag.</p> <p>(6) Puts on clean overboots and gloves.</p> <p>Note: Clean soldier pulls clean overboots from bag without touching the outside of the bag, puts on overboots, and repeats the process for gloves.</p> <p>(7) Secures hood.</p> <p>Note: Soldiers reverse buddy roles and repeat MOPP gear exchange process.</p> <p>(8) Secures gear.</p> <p>9. Company completes decontamination activities.</p> <p>a. Mounts vehicles, if applicable, in designated holding area and moves to post decontamination assembly area.</p> <p>Note: Alternate drivers may be used to move vehicles to post decontamination assembly area while primary drivers conduct MOPP gear exchange.</p> <p>AND OR</p> <p>b. Follows additional guidance of OIC or NCOIC as required.</p> <p>c. Reestablishes security as directed by company commander.</p> <p>d. Ensures that the higher headquarters PDDE team covers, marks, and departs contaminated area.</p> <p>10. Company continues operations as directed.</p>		

TASK PERFORMANCE/EVALUATION SUMMARY BLOCK							
ITERATION	1	2	3	4	5	M	TOTAL
TOTAL TASK STEPS EVALUATED							
TOTAL TASK STEPS "GO"							
TRAINING STATUS "GO"/"NO-GO"							

"*" indicates a leader task step.

SUPPORTING INDIVIDUAL TASKS: NONE

SUPPORTING COLLECTIVE TASKS

Task Number	Task Title	References
07-2-5072	Conduct Troop-leading Procedures (Antiarmor Company/Platoon)	ARTEP 7-91-MTP
07-2-5081	Conduct Troop-leading Procedures (Infantry Company)	ARTEP 7-10-MTP
07-2-6054	Maintain Operations Security (Antiarmor Company/Platoon)	ARTEP 7-12-MTP ARTEP 7-91-MTP
07-2-6063	Maintain Operations Security (Infantry Company)	ARTEP 7-10-MTP
07-3-5036	Conduct Troop-leading Procedures (Infantry/Mortar/Reconnaissance Platoon/Squad)	ARTEP 7-12-MTP ARTEP 7-4-MTP
07-3-6027	Maintain Operations Security (Infantry/Mortar/Reconnaissance Platoon/Squad)	ARTEP 7-5-MTP ARTEP 7-7J-MTP ARTEP 7-8-MTP ARTEP 7-90-MTP ARTEP 7-92-MTP ARTEP 7-4-MTP
		ARTEP 7-5-MTP ARTEP 7-7J-MTP ARTEP 7-8-MTP ARTEP 7-90-MTP ARTEP 7-92-MTP

OPFOR TASKS AND STANDARDS

TASK: Employ Nuclear Weapons (07-OPFOR-0014)

CONDITION: The OPFOR has gained the tactical advantage. All available OPFOR conventional weapons and forces have been unable stop the enemy's forward progress. The entire OPFOR units have been destroyed. Nuclear weapons are the only alternative for the OPFOR.

STANDARD: The OPFOR employs nuclear weapons to destroy the enemy's advance. Measures are taken to ensure the enemy is unaware of the impending nuclear strike. The OPFOR is warned of a friendly strike and prepares accordingly.

TASK: Conduct Biological/Chemical Operations (07-OPFOR-0027)

CONDITION: The OPFOR is conducting defensive or offensive operations independently or as part of a larger force. A decision has been made to employ biological or chemical weapons. Wind and weather conditions are right for the employment of biological or chemical weapons. All assigned OPFOR equipment and personnel are available.

ARTEP 7-12-MTP

STANDARD: The OPFOR conducts biological and or chemical operations IAW the OPORD and or commander's guidance. The OPFOR attacks the enemy with nerve, blood, blister, choking, incapacitant, and or irritant agents or pathogenic microbes and or microorganism toxins. The OPFOR delivers agents and or toxins using aircraft, multiple rocket launchers, artillery, mines, rockets, missiles, and or special operations forces. The OPFOR causes disruption of enemy operations, suspension of operations, and or casualties.

Note: During training exercises, the enemy commander or leader should select the size of the OPFOR element based on threat doctrine.

ELEMENT: RIFLE CO INF BN (BCT)

TASK: Conduct Resupply Operations (Antiarmor/Infantry Company) (07-2-4000)
 (FM 10-27-4) (FM 100-10) (FM 100-14)
 (FM 10-27) (FM 21-60) (FM 24-35)
 (FM 24-35-1) (FM 7-10) (FM 7-12 (3-21.11))
 (FM 7-85) (FM 7-91)

ITERATION: 1 2 3 4 5 M (Circle)

COMMANDER/LEADER ASSESSMENT: T P U (Circle)

CONDITIONS: The company is conducting operations as part of a higher headquarters and is required to conduct resupply operations. All necessary personnel and equipment are available. The company has communications with higher, adjacent, and subordinate elements. Some iterations of this task should be conducted during limited visibility conditions. Some iterations of this task should be performed in MOPP4.

TASK STANDARDS: The company conducts resupply operations in accordance with (IAW) the tactical standing operating procedures (TSOP), the order, and or higher commander's guidance. The company consolidates supply requests from subordinate elements and forwards requests to higher headquarters. The company coordinates logistical package (LOGPAC) and or aerial resupply operations. The company participates in refuel-on-the-move (ROM) as directed.

TASK STEPS AND PERFORMANCE MEASURES	GO	NO-GO
<ul style="list-style-type: none"> * 1. Company leaders gain and or maintain situational understanding using information that is gathered from force XXI battle command brigade and below (FBCB2), frequency modulated (FM) communications, maps, intelligence summaries, situation reports (SITREPs), and other available information sources. * 2. Company commander or designated representative anticipates needs and ensures resupply requests are submitted before current supplies are exhausted. <ul style="list-style-type: none"> a. Reports equipment status and losses. b. Reports supply status. c. Ensures required basic loads, supplies, and platoon equipment are on hand. <ul style="list-style-type: none"> (1) Consolidates requests from platoon leaders. (2) Submits ammunition and resupply requests early for resupply. (3) Supervises ammunition stockage, when used. (4) Coordinates with headquarters and headquarters company (HHC) supply sergeant, or executive officer (XO) for support. (5) Distributes supplies according to the plan. (6) Requests fortification materials (Class IV), as appropriate, for obstacle construction during defensive operations. (7) Requests resupply based on actual losses and expenditures and forecasted requirements. (8) Ensures the requests are encoded when operating radios on a nonsecure net. d. Determines arrival time and logistics release point (LRP) for the logistical package (LOGPAC). e. Determines method of resupply. <ul style="list-style-type: none"> (1) Service station method: Determines if individuals, teams, squads, or the entire platoon will rotate through the resupply point at the same time. (2) Tailgate method: Determines priority of resupply for fighting positions. f. Coordinates refuel on the move (ROM), if required. 		

TASK STEPS AND PERFORMANCE MEASURES	GO	NO-GO
<ul style="list-style-type: none"> * 3. First sergeant meets LOGPAC convoy at the LRP. * 4. First sergeant supervises resupply. <ul style="list-style-type: none"> a. Issues fragmentary order (FRAGO) alerting platoon and or section personnel that LOGPAC is en route. b. Performs resupply as quickly as possible using the designated method. c. Ensures security is maintained during resupply operations. d. Ensures elements maintain proper dispersion during resupply, if applicable. e. Receives and or issues mail. f. Receives replacement personnel. g. Uses back hauling to remove casualties, damaged equipment, excess ammunition, and other items. 5. Company conducts aerial resupply. <ul style="list-style-type: none"> a. Conducts a reconnaissance of the selected landing zone (LZ) or drop zone (DZ) to confirm that it meets the factors of mission, enemy, terrain and weather, troops and support available, time available, civil considerations (METT-TC) and aircraft size requirements. b. Organizes the company to receive aerial resupply. <ul style="list-style-type: none"> (1) Designates a security element. (2) Designates a recovery and distribution element. c. Secures the LZ. d. Identifies a distribution point for supplies. e. Prepares the LZ or DZ (recovery and distribution element), once the security element has secured the LZ or DZ. <ul style="list-style-type: none"> (1) Removes obstacles in the LZ or DZ, if possible, and marks obstacles it cannot remove. (2) Removes foreign object debris (FOD) that may interfere with the resupply aircraft. (3) Marks the load impact area or aircraft landing point in a manner identified by the higher headquarters and or TSOP (for example, smoke, lights, VS 17 panels, field-expedient markers). (4) Divides the air-dropped load (if required) and moves it to the distribution point. (5) Unloads the aircraft, divides the load (if required), and moves it to the distribution point. (6) Conceals the LZ or DZ by removing any indication of its use, such as aircraft tracks, and recover markers, equipment, and any other items that may identify its use for resupply. f. Controls the break down of supplies IAW the allocation plan at the distribution point. 6. Company participates in ROM, if required. <ul style="list-style-type: none"> a. Confirms ROM site with higher headquarters. b. Moves to the ROM site IAW OPORD or FRAGO and METT-TC factors. c. Refuels IAW order, guidance, and or TSOP. d. Maintains security and dispersion during refueling operation. e. Reports status of ROM operation to higher headquarters. 7. Company conducts emergency resupply. <ul style="list-style-type: none"> a. Submits request for emergency resupply of Classes III, V, and IX to higher headquarters. b. Coordinates linkup for emergency resupply with higher headquarters. c. Moves to designated linkup point and conducts resupply. 		

TASK STEPS AND PERFORMANCE MEASURES	GO	NO-GO
8. Company continues operations as directed.		

TASK PERFORMANCE/EVALUATION SUMMARY BLOCK							
ITERATION	1	2	3	4	5	M	TOTAL
TOTAL TASK STEPS EVALUATED							
TOTAL TASK STEPS "GO"							
TRAINING STATUS "GO"/"NO-GO"							

"*" indicates a leader task step.

SUPPORTING INDIVIDUAL TASKS: NONE

SUPPORTING COLLECTIVE TASKS

Task Number	Task Title	References
07-2-5072	Conduct Troop-leading Procedures (Antiarmor Company/Platoon)	ARTEP 7-91-MTP
07-2-5081	Conduct Troop-leading Procedures (Infantry Company)	ARTEP 7-10-MTP
07-2-6054	Maintain Operations Security (Antiarmor Company/Platoon)	ARTEP 7-12-MTP ARTEP 7-91-MTP
07-2-6063	Maintain Operations Security (Infantry Company)	ARTEP 7-10-MTP
07-3-4018	Perform Resupply Operations (Antiarmor/Infantry/Mortar/Reconnaissance Platoon/Squad)	ARTEP 7-12-MTP ARTEP 7-4-MTP ARTEP 7-5-MTP ARTEP 7-7J-MTP ARTEP 7-8-MTP ARTEP 7-90-MTP ARTEP 7-91-MTP ARTEP 7-92-MTP
07-3-5036	Conduct Troop-leading Procedures (Infantry/Mortar/Reconnaissance Platoon/Squad)	ARTEP 7-4-MTP ARTEP 7-5-MTP ARTEP 7-7J-MTP ARTEP 7-8-MTP ARTEP 7-90-MTP ARTEP 7-92-MTP
07-3-6027	Maintain Operations Security (Infantry/Mortar/Reconnaissance Platoon/Squad)	ARTEP 7-4-MTP ARTEP 7-5-MTP ARTEP 7-7J-MTP ARTEP 7-8-MTP ARTEP 7-90-MTP ARTEP 7-92-MTP

OPFOR TASKS AND STANDARDS

TASK: Conduct an Attack (07-OPFOR-0012)

CONDITION: The OPFOR is conducting operations independently or as part of a larger force. The OPFOR has determined that the enemy element is occupying defensive positions, conducting convoy operations, occupying an assembly or rear area, or is otherwise susceptible to attack. All assigned enemy equipment and personnel are available. Indirect fire support is available.

STANDARD: The OPFOR conducts an attack IAW the OPORD and or commander's guidance. The OPFOR executes the attack by completely neutralizing, destroying, deceiving, or disrupting the enemy element at the designated time and location specified in the operation order and or commander's guidance.

Note: During training exercises, the enemy commander or leader should select the size of the OPFOR element based on threat doctrine.

TASK: Conduct Sniper Operations (07-OPFOR-0017)

CONDITION: The OPFOR is conducting operations independently or as part of a larger force and is ordered to conduct sniper operations against the enemy elements. The enemy elements are occupying an assembly area, conducting tactical movement, conducting a tactical road march, or are otherwise susceptible to a sniper attack. All assigned OPFOR equipment and personnel are available.

STANDARD: The OPFOR conducts sniper operations IAW the OPORD and or commander's guidance. The OPFOR snipers set up well-concealed locations and engage the enemy personnel with short bursts of semiautomatic fire. The OPFOR snipers delay or disrupt the enemy activities and or kill the enemy personnel. The OPFOR snipers prevent their position from being discovered. The OPFOR snipers report all specified intelligence requirements to higher HQ.

Note: During training exercises, the enemy commander or leader should select the size of the OPFOR element based on threat doctrine.

TASK: Conduct Air Attack (07-OPFOR-0029)

CONDITION: The OPFOR is conducting offensive operations independently or as part of a larger force. The enemy positions, formations, or soldiers have been identified and are susceptible to air attack. All necessary personnel and equipment are available. The OPFOR fixed-wing combat aircraft and attack helicopters are available to provide aerial fire support to ground maneuver forces.

STANDARD: The OPFOR executes the air attack using fixed- and rotor-winged aircraft IAW the OPORD and or commander's guidance. The enemy positions, formations, and or soldiers are destroyed, delayed, or forced to retreat.

Note: During training exercises, the enemy commander or leader should select the size of the OPFOR element based on threat doctrine.

ELEMENT: RIFLE CO INF BN (BCT)

TASK: Destroy Unit Vehicles and Equipment (Infantry/Headquarters Company) (07-2-4009)
 (FM 100-10) (FM 100-14) (FM 10-14-1)
 (FM 10-27-4) (FM 24-35) (FM 24-35-1)
 (FM 7-12 (3-21.11)) (FM 7-85)

ITERATION: 1 2 3 4 5 M (Circle)

COMMANDER/LEADER ASSESSMENT: T P U (Circle)

CONDITIONS: The company is conducting operations as part of a higher headquarters, and is involved in a withdrawal, retrograde, or other operation in which vehicles, equipment, and or supplies (less medical) must be left behind. The company expects to be overrun by enemy offensive operations. Initial hasty displacement preparations were made during the defense buildup. The commander is ordered to evacuate the position and destroy or disable those items cannot be evacuated. Destruction of supplies and equipment was previously coordinated with higher headquarters. The company has communications with higher, adjacent, and subordinate elements. The company has been provided guidance on the rules of engagement (ROE) and rules of interaction (ROI). Coalition forces and noncombatants may be present in the operational environment. Some iterations of this task should be conducted during limited visibility conditions. Some iterations of this task should be performed in MOPP4.

TASK STANDARDS: The company destroys all vehicles, equipment, spare parts, and supplies (less medical) in accordance with (IAW) tactical standing operating procedures (TSOP), the order, and or higher commander's guidance. All vehicles, equipment, spare parts, and supplies (less medical) are rendered unusable. The company complies with ROE and ROI.

TASK STEPS AND PERFORMANCE MEASURES	GO	NO-GO
<p>* 1. Company leaders gain and or maintain situational understanding using information that is gathered from FORCE XXI Battle Command Brigade and Below (FBCB2), frequency modulated (FM) communications, maps, intelligence summaries, situation reports (SITREPs), and other available information sources.</p> <p>* 2. Company commander or designated representative directs emergency destruction of vehicles, equipment, spare parts, and supplies.</p> <ul style="list-style-type: none"> a. Identifies critical equipment that must be destroyed or disabled. b. Prioritizes destruction and disablement of selected equipment based on its value to the enemy. c. Briefs platoon and section leaders on situation and destruction priorities. d. Follows guidelines contained in the destruction plan, company and battalion tactical standing operating procedures (TSOPs), and Explosive Ordinance Disposal (EOD) or engineer publications. e. Assigns tasks and responsibilities. f. Consolidates requests for EOD or engineer support received from the platoons and sections. g. Requests EOD or engineer support through S2 or S3 Section, as required. h. Consolidates destruction reports received from the platoons and sections. i. Enforces environmental stewardship procedures IAW. j. Enforces safety procedures. k. Requests material and or supplies used to destroy vehicles, equipment, spare parts, and supplies, if required. <p>* 3. Company commander or designated representative supervises destruction of vehicles, equipment, spare parts, and supplies.</p>		

ARTEP 7-12-MTP

TASK STEPS AND PERFORMANCE MEASURES	GO	NO-GO
* 4. Company commander reports the destruction of vehicles, equipment, spare parts, and supplies, to higher headquarters as required. 5. Company continues operations as directed.		

TASK PERFORMANCE/EVALUATION SUMMARY BLOCK							
ITERATION	1	2	3	4	5	M	TOTAL
TOTAL TASK STEPS EVALUATED							
TOTAL TASK STEPS "GO"							
TRAINING STATUS "GO"/"NO-GO"							

"*" indicates a leader task step.

SUPPORTING INDIVIDUAL TASKS: NONE

SUPPORTING COLLECTIVE TASKS

Task Number	Task Title	References
07-2-5081	Conduct Troop-leading Procedures (Infantry Company)	ARTEP 7-10-MTP
07-3-4000	Destroy Unit Vehicles and Equipment (Antiarmor/Infantry/Mortar/Reconnaissance Platoon/Squad)	ARTEP 7-12-MTP ARTEP 7-4-MTP
07-3-5036	Conduct Troop-leading Procedures (Infantry/Mortar/Reconnaissance Platoon/Squad)	ARTEP 7-5-MTP ARTEP 7-7J-MTP ARTEP 7-90-MTP ARTEP 7-91-MTP ARTEP 7-4-MTP
		ARTEP 7-5-MTP ARTEP 7-7J-MTP ARTEP 7-8-MTP ARTEP 7-90-MTP ARTEP 7-92-MTP

OPFOR TASKS AND STANDARDS

TASK: Conduct an Attack (07-OPFOR-0012)

CONDITION: The OPFOR is conducting operations independently or as part of a larger force. The OPFOR has determined that the enemy element is occupying defensive positions, conducting convoy operations, occupying an assembly or rear area, or is otherwise susceptible to attack. All assigned enemy equipment and personnel are available. Indirect fire support is available.

STANDARD: The OPFOR conducts an attack IAW the OPORD and or commander's guidance. The OPFOR executes the attack by completely neutralizing, destroying, deceiving, or disrupting the enemy element at the designated time and location specified in the operation order and or commander's guidance.

Note: During training exercises, the enemy commander or leader should select the size of the OPFOR element based on threat doctrine.

TASK: Conduct an Ambush (07-OPFOR-0025)

CONDITION: The OPFOR is conducting operations independently or as part of a larger force. The OPFOR is directed to conduct an ambush along a suspected enemy route or avenue of approach. All assigned OPFOR equipment and personnel are available. The OPFOR has indirect fire support available.

STANDARD: The OPFOR conducts the ambush IAW the OPORD and or commander's guidance. The OPFOR conducts aggressive maneuver from concealed positions and delivers accurate coordinated fires to kill or capture enemy personnel and destroy, disable, or capture the enemy's equipment and supplies. The OPFOR withdraws from the ambush site, reorganizes and consolidates, and continues with follow-on mission.

Note: During training exercises, the enemy commander or leader should select the size of the OPFOR element based on threat doctrine.

TASK STEPS AND PERFORMANCE MEASURES	GO	NO-GO
<p>c. Does not talk in front of EPW except to issue orders and maintain discipline.</p> <p>8. Company safeguards EPW.</p> <ol style="list-style-type: none"> Removes EPWs from dangers of the battlefield. Does not allow anyone to abuse EPWs. Prevents any prisoners from escaping. Provides humane treatment for EPWs without distinction founded on race, nationality, religious belief, political opinions, or other similar criteria. Provides food to EPWs. (Provides the same rations and drink that are available to company soldiers.) Provides medical treatment within the company's ability. Complies with ROE, ROI, and the Geneva Convention. <p>9. Company commander or designated representative ensures EPWs are tagged with DA Form 5976 (Enemy Prisoner of War Capture Tag).</p> <ol style="list-style-type: none"> Annotates the following information. <ol style="list-style-type: none"> Date and time of capture. Capturing unit. Grid coordinates of capture. Circumstance of capture Attaches Part A to EPW. Retains Part B for unit records. Attaches Part C to property. <p>10. Company commander or designated representative questions EPWs.</p> <ol style="list-style-type: none"> Attains immediate combat information, if the tactical situation permits. <ol style="list-style-type: none"> Reports gathered intelligence information to higher headquarters. Ensures questioning does not slow the evacuation process. <p>11. Company speeds EPWs to the rear.</p> <ol style="list-style-type: none"> Coordinates for transportation, food, water, and emergency clothing for EPWs. Moves EPWs rearward to the nearest EPW collection point IAW the order, TSOP, and or guidance from higher. Processes captured documents and or equipment as required. <p>12. Company continues operations as directed.</p>		

TASK PERFORMANCE/EVALUATION SUMMARY BLOCK							
ITERATION	1	2	3	4	5	M	TOTAL
TOTAL TASK STEPS EVALUATED							
TOTAL TASK STEPS "GO"							
TRAINING STATUS "GO"/"NO-GO"							

"*" indicates a leader task step.

SUPPORTING INDIVIDUAL TASKS: NONE

SUPPORTING COLLECTIVE TASKS: NONE

OPFOR TASKS AND STANDARDS

TASK: Evade/Resist Capture (07-OPFOR-0024)

CONDITION: The OPFOR is conducting operations independently or as part of a larger force. The OPFOR soldiers are being overrun or conducting covert operations against the enemy, which makes them susceptible to capture.

STANDARD: The OPFOR evades/resists capture. If captured, the OPFOR personnel refrains from divulging information about their operations/unit and attempts to escape using every means available.

Note: During training exercises, the enemy commander or leader should select the size of the OPFOR element based on threat doctrine.

TASK: Employ Deception Measures (07-OPFOR-0030)

CONDITION: The OPFOR is conducting operations independently or as part of a larger force. The OPFOR is ordered to employ deception measures to confuse the enemy and to prevent the enemy from determining the OPFOR intentions or activities. All assigned OPFOR equipment and personnel are available. The OPFOR has indirect fire, close air, and engineer support available.

STANDARD: The OPFOR employs deception measures IAW the OPORD and or commander's guidance. The OPFOR constructs dummy positions; simulates troop movements by such means as use of civilian vehicles to portray movement to radar or marching refugees to portray movement of troops in the rear; conducts feints or demonstrations; employs manipulative, simulative, and imitative deception electronic measures; and or avoids patterns or obvious movements that reveal the time or intent of an operation.

Note: During training exercises, the enemy commander or leader should select the size of the OPFOR element based on threat doctrine.

ELEMENT: RIFLE CO INF BN (BCT)

TASK: Process Captured Documents and Equipment (Infantry Company) (07-2-4045)
 (FM 19-40) (FM 7-10) (FM 7-12 (3-21.11))
 (FM 7-85)

ITERATION: 1 2 3 4 5 M (Circle)

COMMANDER/LEADER ASSESSMENT: T P U (Circle)

CONDITIONS: The company is conducting operations as part of a higher headquarters and has received an operation order (OPORD) or fragmentary order (FRAGO) to conduct a combat mission at the location and time specified. During the mission, the company captures enemy documents and or equipment that must be processed. All necessary personnel and equipment are available. The company has communications with higher, adjacent, and subordinate elements. The company has been provided guidance on the rules of engagement (ROE) and rules of interaction (ROI). Coalition forces and noncombatants may be present in the operational environment. Some iterations of this task should be conducted during limited visibility conditions. Some iterations of this task should be performed in MOPP4.

TASK STANDARDS: The company processes all captured documents and equipment in accordance with (IAW) the tactical standing operating procedures (TSOP), the order, and or disposition instructions established by higher headquarters. The company evacuates documents and or equipment to the rear as quickly as mission, enemy, terrain and weather, troops and support available, time available, civil considerations (METT-TC) allows.

TASK STEPS AND PERFORMANCE MEASURES	GO	NO-GO
<ul style="list-style-type: none"> * 1. Company leaders gain and or maintain situational understanding using information that is gathered from force XXI battle command brigade and below (FBCB2), frequency modulated (FM) communications, maps, intelligence summaries, situation reports (SITREPs), and other available information sources. 2. Company commander or designated representative ensures all captured documents and equipment are tagged IAW TSOP, the OPORD, and or disposition instructions established by higher headquarters. * 3. Company commander reports capture of documents or equipment to higher headquarters. <ul style="list-style-type: none"> a. Reports type of document or equipment. b. Reports date and time of capture. c. Reports capturing unit. d. Reports place of capture (grid coordinates). 4. Company processes all captured documents and equipment IAW TSOP, the OPORD, and or disposition instructions established by higher headquarters. <ul style="list-style-type: none"> a. Destroys, secures, evacuates, or abandons the equipment. b. Evacuates documents through the chain of command to intelligence personnel as soon as METT-TC factors allow. 		

TASK PERFORMANCE/EVALUATION SUMMARY BLOCK							
ITERATION	1	2	3	4	5	M	TOTAL
TOTAL TASK STEPS EVALUATED							
TOTAL TASK STEPS "GO"							
TRAINING STATUS "GO"/"NO-GO"							

"*" indicates a leader task step.

SUPPORTING INDIVIDUAL TASKS: NONE

SUPPORTING COLLECTIVE TASKS: NONE

OPFOR TASKS AND STANDARDS

TASK: Evade/Resist Capture (07-OPFOR-0024)

CONDITION: The OPFOR is conducting operations independently or as part of a larger force. The OPFOR soldiers are being overrun or conducting covert operations against the enemy, which makes them susceptible to capture.

STANDARD: The OPFOR evades/resists capture. If captured, the OPFOR personnel refrains from divulging information about their operations/unit and attempts to escape using every means available.

Note: During training exercises, the enemy commander or leader should select the size of the OPFOR element based on threat doctrine.

ELEMENT: RIFLE CO INF BN (BCT)

TASK: Secure Civilians During Operations (Antiarmor/Infantry Company) (07-2-4054)
 (FM 19-40) (FM 100-14) (FM 24-35)
 (FM 24-35-1) (FM 7-10) (FM 7-12 (3-21.11))
 (FM 7-85)

ITERATION: 1 2 3 4 5 M (Circle)

COMMANDER/LEADER ASSESSMENT: T P U (Circle)

CONDITIONS: The company is conducting operations as part of a higher headquarters has received an operation order (OPORD) or fragmentary order (FRAGO) to secure civilians to protect them from injury of combat. Some may be refugees and some may be inhabitants of the area in which the company is operating. Some may be openly hostile. All necessary personnel and equipment are available. The company has communications with higher, adjacent, and subordinate elements. The company has been provided guidance on the rules of engagement (ROE) and rules of interaction (ROI). Coalition forces and noncombatants may be present in the operational environment. Some iterations of this task should be conducted during limited visibility conditions. Some iterations of this task should be performed in MOPP4.

TASK STANDARDS: The company secures civilians during operations in accordance with (IAW) the tactical standing operating procedures (TSOP), the order, and or higher commander's guidance. The company identifies and segregates combatants and noncombatants, searches them, safeguards them, and moves them out of the immediate area of operations. The company complies with the ROE and ROI.

TASK STEPS AND PERFORMANCE MEASURES	GO	NO-GO
<ul style="list-style-type: none"> * 1. Company leaders gain and or maintain situational understanding using information that is gathered from force XXI battle command brigade and below (FBCB2) (if applicable), frequency modulated (FM) communications, maps, intelligence summaries, situation reports (SITREPs), and or other available information sources. * 2. Company commander receives an OPORD or FRAGO and issues warning order (WARNO) to the company using FBCB2, FM, or other tactical means. * 3. Company commander conducts troop-leading procedures with emphasis on the following. <ul style="list-style-type: none"> a. Interpreters to help interface with the local populace, if necessary. b. Control measures for expected or unexpected situations. c. Organization of the company to accomplish the mission and or compensate for combat losses. 4. Company commander disseminates digital reports (if applicable) and overlays to each subordinate element to keep them abreast of the situation. * 5. Company commander issues orders and instructions to include ROE and ROI. <ul style="list-style-type: none"> a. Issues clear and concise taskings to platoons and or elements. 6. Company conducts a rehearsal. 7. Company commander or designated representative supervises operation. <ul style="list-style-type: none"> a. Ensures civilians are treated with respect. b. Ensures elements understand ROE and ROI. c. Ensures elements/soldiers understand procedures for dealing with news media. d. Uses FRAGOs as necessary to redirect actions of subordinate elements. 		

ARTEP 7-12-MTP

TASK STEPS AND PERFORMANCE MEASURES	GO	NO-GO
<p>8. Designated platoons/elements secure civilians.</p> <ul style="list-style-type: none"> a. Maintain 360-degree and three-dimensional security in the AO in which civilians are gathered. b. Segregate civilians identified as being combatants or suspected war criminals and treat them like enemy prisoners of war (EPWs). c. Report this situation and status in a timely manner to higher headquarters using FBCB2, FM, or other tactical means. d. Assign personnel to search civilians. <ul style="list-style-type: none"> (1) Keep identification papers with civilians under all circumstances, regardless of status. e. Restrain and detains noncombatants who do not follow instructions. <ul style="list-style-type: none"> (1) Safeguard noncombatants and provides humane but firm treatment at all times. (2) Move noncombatants away from firefights and the immediate combat area. f. Provide food, water, and medical attention based upon the medical ROE for civilian medical treatment. g. Assign guards to escort the civilians. <ul style="list-style-type: none"> (1) Evacuate civilians to a processing and or reception station or to an intermediate collection point run by higher headquarters. (2) Guards escorting the civilians are prepared to give concise information to the processing/reception station or intermediate collection point about the original location of the civilians and their actions since being encountered (for example, reluctant, totally uncooperative, hostile, and so forth). <p>9. Company elements give proper consideration to the situation of the press and local officials.</p> <ul style="list-style-type: none"> a. Follows ROE and ROI guidance as to whether the local civilians and officials are to be considered friendly, hostile, or uncertain. <p>10. Company continues operations as directed.</p>		

TASK PERFORMANCE/EVALUATION SUMMARY BLOCK							
ITERATION	1	2	3	4	5	M	TOTAL
TOTAL TASK STEPS EVALUATED							
TOTAL TASK STEPS "GO"							
TRAINING STATUS "GO"/"NO-GO"							

"*" indicates a leader task step.

SUPPORTING INDIVIDUAL TASKS: NONE

SUPPORTING COLLECTIVE TASKS

Task Number	Task Title	References
07-2-4045	Process Captured Documents and Equipment (Infantry Company)	ARTEP 7-10-MTP
07-2-5000	Conduct a Rehearsal (Antiarmor Company/Platoon)	ARTEP 7-12-MTP ARTEP 7-91-MTP

SUPPORTING COLLECTIVE TASKS

Task Number	Task Title	References
07-2-5009	Conduct a Rehearsal (Infantry Company)	ARTEP 7-10-MTP ARTEP 7-12-MTP
07-2-5072	Conduct Troop-leading Procedures (Antiarmor Company/Platoon)	ARTEP 7-91-MTP
07-2-5081	Conduct Troop-leading Procedures (Infantry Company)	ARTEP 7-10-MTP ARTEP 7-12-MTP
07-2-6054	Maintain Operations Security (Antiarmor Company/Platoon)	ARTEP 7-91-MTP
07-2-6063	Maintain Operations Security (Infantry Company)	ARTEP 7-10-MTP ARTEP 7-12-MTP
07-3-4027	Process Captured Documents and Equipment (Infantry/Mortar/Reconnaissance Platoon/Squad)	ARTEP 7-4-MTP ARTEP 7-5-MTP ARTEP 7-7J-MTP ARTEP 7-8-MTP ARTEP 7-90-MTP ARTEP 7-92-MTP
07-3-4036	Secure Civilians During Operations (Infantry/Reconnaissance Platoon/Squad)	ARTEP 7-4-MTP ARTEP 7-5-MTP ARTEP 7-7J-MTP ARTEP 7-8-MTP ARTEP 7-92-MTP
07-3-5000	Conduct a Rehearsal (Infantry/Mortar/ Reconnaissance Platoon/Squad)	ARTEP 7-4-MTP ARTEP 7-5-MTP ARTEP 7-7J-MTP ARTEP 7-8-MTP ARTEP 7-90-MTP ARTEP 7-92-MTP
07-3-5036	Conduct Troop-leading Procedures (Infantry/Mortar/Reconnaissance Platoon/Squad)	ARTEP 7-4-MTP ARTEP 7-5-MTP ARTEP 7-7J-MTP ARTEP 7-8-MTP ARTEP 7-90-MTP ARTEP 7-92-MTP
07-3-6027	Maintain Operations Security (Infantry/ Mortar/Reconnaissance Platoon/Squad)	ARTEP 7-4-MTP ARTEP 7-5-MTP ARTEP 7-7J-MTP ARTEP 7-8-MTP ARTEP 7-90-MTP ARTEP 7-92-MTP

OPFOR TASKS AND STANDARDS: NONE

ARTEP 7-12-MTP

ELEMENT: RIFLE CO INF BN (BCT)

TASK: Treat and Evacuate Casualties (Antiarmor/Infantry Company) (07-2-4063)

(FM 21-11)	(DA FORM 1155)	(DA FORM 1156)
(DA FORM 1380)	(DVC 08-04)	(DVC 08-05A)
(DVC 08-06)	(DVC 08-10)	(DVC 08-11)
(DVC 08-16)	(DVC 08-17)	(DVC 08-18)
(DVC 08-19)	(DVC 08-24)	(DVC 08-37)
(FM 101-5-1)	(FM 101-5-2)	(FM 21-60)
(FM 24-35)	(FM 24-35-1)	(FM 3-5)
(FM 7-10)	(FM 7-12 (3-21.11))	(FM 7-85)
(FM 8-10-6)	(FM 8-230)	

ITERATION: 1 2 3 4 5 M (Circle)

COMMANDER/LEADER ASSESSMENT: T P U (Circle)

CONDITIONS: The company is conducting operations as part of a higher headquarters and has sustained casualties during the current mission. The company has an aid team attached and at least one combat lifesaver for each section/squad. The company has communications with higher, adjacent, and subordinate elements. The company has been provided guidance on the rules of engagement (ROE) and rules of interaction (ROI). Coalition forces and noncombatants may be present in the operational environment. Some iterations of this task should be conducted during limited visibility conditions. Some iterations of this task should be performed in MOPP4.

TASK STANDARDS: The company treats and evacuates casualties in accordance with (IAW) the tactical standing operating procedures (TSOP), the order, and or higher commander's guidance. The company administers the proper lifesaving measures to stabilize the casualty. The company evacuates casualties to the higher headquarters' casualty collection point. The company complies with the ROE and ROI.

TASK STEPS AND PERFORMANCE MEASURES	GO	NO-GO
<ul style="list-style-type: none"> * 1. Company leaders gain and or maintain situational understanding using information that is gathered from force XXI battle command brigade and below (FBCB2) (if applicable), frequency modulated (FM) communications, maps, intelligence summaries, situation reports (SITREPs), and or other available information sources. * 2. Company executive officer (XO) and first sergeant (1SG) plan casualty treatment and evacuation with the senior company or platoon aidman. <ul style="list-style-type: none"> a. Designate company casualty collection point. b. Plan casualty evacuation routes. c. Plan disposition of the casualty's weapon and equipment. d. Plan security of the casualty collection point. e. Ensure aid and litter teams are designated by all elements. f. Ensure all elements are briefed on and understand ROE and ROI. g. Disseminate treatment and evacuation plan to company. 3. Company elements treat and evacuate casualties. <ul style="list-style-type: none"> a. Identify serious casualties requiring evacuation. b. Administer first aid to casualties. c. Stabilize the casualties. d. Administer the proper lifesaving measures. e. Position casualties on vehicles, if available. f. Retain classified documents [signal operating instructions (SOI), maps, orders, overlays] and mission-essential equipment (night vision devices, crew-served weapon) previously controlled by the casualty. 		

TASK STEPS AND PERFORMANCE MEASURES	GO	NO-GO
<p>g. Deliver classified documents and mission-essential equipment to company headquarters as soon as factors of mission, enemy, terrain and weather, troops and support available, time available, civil considerations (METT-TC) allows.</p> <p>* 4. 1SG reports casualties to the battalion combat trains command post (CTCP) or higher headquarters trains CP.</p> <ol style="list-style-type: none"> a. Reports key personnel losses. b. Includes number, location, and status of casualties. c. Ensures DA Form 1380 (Field Medical Card) and DA Form 1156 (Casualty Feeder Report) accompany all casualties. <p>* 5. 1SG, designated NCO, or senior company aidman coordinates the casualty evacuation by ground ambulance to the battalion and or higher headquarters aid station or to the battalion and or higher headquarters collection point, and prepares them for transport.</p> <ol style="list-style-type: none"> a. Moves casualties to the rear of the company position to a covered and concealed location. b. Retains classified documents (SOI, maps, orders, overlays) previously controlled by the casualty. c. Determines which casualties are most serious. d. Prevents further injury to casualties. e. Follows instructions in the operations order (OPORD) or TSOP. f. Moves casualties using covered and concealed routes. <p>6. Company requests helicopter evacuation of casualties based on factors of METT-TC.</p> <ol style="list-style-type: none"> a. Submits medical evacuation (MEDEVAC) request using the correct format (digital or analog). b. Selects and marks the best available covered and concealed landing zone (LZ). c. Moves casualties by the best available means to the LZ, and continues treatment. d. Assists the flight or ambulance crew with the casualties. e. Maintains security of the LZ to include coordinating any suppressive fires required. <p>7. Company evacuates contaminated casualties.</p> <ol style="list-style-type: none"> a. Initiates decontamination before loading. b. Covers casualties if it is impossible to lessen the spread of contamination en route. c. Ensures casualties are not evacuated to an uncontaminated facility or with uncontaminated casualties. d. Decontaminates vehicles and equipment as soon as possible. <p>8. Company evacuates enemy prisoner of war (EPW) casualties.</p> <ol style="list-style-type: none"> a. Checks enemy bodies for booby traps. b. Searches EPW for weapons and ordnance before evacuation. c. Prevents EPW from having access to weapons during evacuation. d. Maintains security of EPW casualties. e. Evacuates by the same standards as US casualties. <p>* 9. 1SG supervises evacuation of killed in action (KIAs) and personal effects.</p> <ol style="list-style-type: none"> a. Submits a casualty report to the battalion CTCP or higher headquarters trains CP IAW the TSOP. 		

ARTEP 7-12-MTP

TASK STEPS AND PERFORMANCE MEASURES	GO	NO-GO
b. Directs the recovery of KIAs' government property (weapon, protective mask). c. Evacuates KIA remains to the battalion or higher headquarters field trains by back haul transportation. d. Transports KIAs separately from wounded, if possible. e. Collects DA Form 1155 (Witness Statement on Individual) and DA Form 1156 (Casualty Feeder Report) and forwards to the battalion CTCP or higher headquarters trains CP. *10. XO or 1SG reassigns personnel. a. Bases reassignments on the commander's guidance. b. Ensures key positions are filled and critical weapons are manned.		

TASK PERFORMANCE/EVALUATION SUMMARY BLOCK							
ITERATION	1	2	3	4	5	M	TOTAL
TOTAL TASK STEPS EVALUATED							
TOTAL TASK STEPS "GO"							
TRAINING STATUS "GO"/"NO-GO"							

"*" indicates a leader task step.

SUPPORTING INDIVIDUAL TASKS: NONE

SUPPORTING COLLECTIVE TASKS

Task Number	Task Title	References
07-2-6144	Conduct Operational Decontamination (Antiarmor/Infantry Company)	ARTEP 7-10-MTP ARTEP 7-12-MTP
07-3-4045	Treat and Evacuate Casualties (Infantry/Mortar/Reconnaissance Platoon/Squad)	ARTEP 7-91-MTP ARTEP 7-4-MTP ARTEP 7-5-MTP ARTEP 7-7J-MTP ARTEP 7-8-MTP ARTEP 7-90-MTP ARTEP 7-92-MTP

OPFOR TASKS AND STANDARDS: NONE

ELEMENT: RIFLE CO INF BN (BCT)

TASK: Conduct a Rehearsal (Infantry Company) (07-2-5009)

(FM 101-5)	(FM 101-5-1)	(FM 21-60)
(FM 24-35)	(FM 24-35-1)	(FM 7-10)
(FM 7-12 (3-21.11))	(FM 7-85)	

ITERATION: 1 2 3 4 5 M (Circle)

COMMANDER/LEADER ASSESSMENT: T P U (Circle)

CONDITIONS: The company is conducting operations as part of a higher headquarters and has received a warning order (WARNO) and operation order (OPORD) or fragmentary order (FRAGO) for an upcoming mission. Mission planning and coordination for the mission have been accomplished. Time is available to conduct a rehearsal. All necessary personnel and equipment are available. The company has communications with higher, adjacent, and subordinate elements. The company has been provided guidance on the rules of engagement (ROE) and rules of interaction (ROI). Coalition forces and noncombatants may be present in the operational environment. Some iterations of this task should be conducted during limited visibility conditions. Some iterations of this task should be performed in MOPP4.

TASK STANDARDS: The company conducts a rehearsal before the beginning of the upcoming operation in accordance with (IAW) the order, FM 101-5, and or higher commander's guidance. The company uses the operation order, the synchronization matrix, and the decision support template (DST) as tools to focus and drive the rehearsal. The rehearsal addresses critical aspects of the operation and provides necessary information for subordinate elements to execute their mission. The company commander reinforces the ROE and ROI.

TASK STEPS AND PERFORMANCE MEASURES	GO	NO-GO
<ul style="list-style-type: none"> * 1. Company leaders gain and or maintain situational understanding using information that is gathered from force XXI battle command brigade and below (FBCB2), frequency modulated (FM) communications, maps, intelligence summaries, situation reports (SITREPs), and other available information sources. * 2. Company commander plans and prioritizes the rehearsal schedule. <ul style="list-style-type: none"> a. Selects: <ul style="list-style-type: none"> (1) Type of rehearsal. (2) Rehearsal technique. (3) Place of rehearsal. (4) Attendees. (5) Enemy course of action (COA) to be portrayed. b. Coordinates liaison officer attendance from adjacent units, if required. c. Ensures rehearsal time and location are identified in the company OPORD or WARNO. * 3. Company commander prepares for rehearsal. <ul style="list-style-type: none"> a. Identifies and prioritizes key events to be rehearsed. b. Allocates time. c. Confirms friendly and enemy situations. <ul style="list-style-type: none"> (1) Receives an updated digital report showing the location of forward and adjacent friendly elements, if applicable. (2) Receives an updated enemy situational template for added fratricide prevention and increased force protection, if applicable. (3) Clarifies priority intelligence requirement requirements. (4) Confirms any changes to the company team and company task or purpose. 		

TASK STEPS AND PERFORMANCE MEASURES	GO	NO-GO
<p>(5) Confirms any changes to the scheme of maneuver.</p> <p>d. Reviews:</p> <ul style="list-style-type: none"> (1) Completeness of task organization. (2) Readiness of personnel and material. (3) Level of preparation for the assigned mission. <p>e. Disseminates digital reports (if applicable), overlays, and other pertinent information to each platoon to keep them abreast of the situation.</p> <p>* 4. Platoon (subordinate) leaders complete their planning process.</p> <p>* 5. Company commander or designated representative executes the rehearsal.</p> <ul style="list-style-type: none"> a. Conducts a formal roll call and ensures necessary equipment is on hand. b. Validates task organization for the mission. c. Rehearses synchronization of combat power from flank, higher, and his own units. d. Synchronizes the timing and contribution of each operating system. e. Keeps the rehearsal within established time constraints. f. Ensures selected events receive appropriate attention. g. Ensures absentees receive changes immediately. h. Bases the execution actions on the enemy COA he selected during the planning process: <ul style="list-style-type: none"> (1) Portrays his best assessment of the enemy COA. (2) Communicates the enemy commander's: <ul style="list-style-type: none"> (b) Desired effects. (c) Intended end state. i. Restates any changes, coordination, or required clarification. j. Estimates the time that a fragmentary order (FRAGO), codifying the changes, will follow. k. Orients participants to the training aid and the terrain. l. Defines the standard (what will be accepted as satisfactory performance for the rehearsal). m. Visualizes and synchronizes the concept of operations. n. Focuses on the key events and synchronization required to achieve the desired effect on the enemy. o. Considers the enemy's courses of action (COAs). p. Addresses any points in the operation where the execution of branches or sequels is likely to occur. q. Rehearses again, if the standard is not met and time is available. <p>* 6. Subordinate leaders articulate their element's actions and responsibilities.</p> <ul style="list-style-type: none"> a. Use an established format. b. Record changes on their copies of the graphics or OPORD. <ul style="list-style-type: none"> (1) Presumed concept of operation. <p>* 7. Company commander assembles participants to conduct an after action review (AAR).</p> <ul style="list-style-type: none"> a. Updates OPORD and or plan, as required. 		

TASK PERFORMANCE/EVALUATION SUMMARY BLOCK							
ITERATION	1	2	3	4	5	M	TOTAL
TOTAL TASK STEPS EVALUATED							
TOTAL TASK STEPS "GO"							
TRAINING STATUS "GO"/"NO-GO"							

"*" indicates a leader task step.

SUPPORTING INDIVIDUAL TASKS: NONE

SUPPORTING COLLECTIVE TASKS

Task Number	Task Title	References
07-2-5081	Conduct Troop-leading Procedures (Infantry Company)	ARTEP 7-10-MTP
07-3-5000	Conduct a Rehearsal (Infantry/Mortar/Reconnaissance Platoon/Squad)	ARTEP 7-12-MTP ARTEP 7-4-MTP ARTEP 7-5-MTP ARTEP 7-7J-MTP ARTEP 7-8-MTP ARTEP 7-90-MTP ARTEP 7-92-MTP
07-3-5036	Conduct Troop-leading Procedures (Infantry/Mortar/Reconnaissance Platoon/Squad)	ARTEP 7-4-MTP ARTEP 7-5-MTP ARTEP 7-7J-MTP ARTEP 7-8-MTP ARTEP 7-90-MTP ARTEP 7-92-MTP

OPFOR TASKS AND STANDARDS: NONE

ARTEP 7-12-MTP

ELEMENT: RIFLE CO INF BN (BCT)

TASK: Conduct Consolidation and Reorganization (Infantry Company) (07-2-5027)
 (FM 7-10) (FM 101-5-1) (FM 101-5-2)
 (FM 19-40) (FM 20-3) (FM 21-60)
 (FM 24-35) (FM 24-35-1) (FM 7-12 (3-21.11))
 (FM 7-85)

ITERATION: 1 2 3 4 5 M (Circle)

COMMANDER/LEADER ASSESSMENT: T P U (Circle)

CONDITIONS: The company is conducting operations as part of a higher headquarters and has been in contact with the enemy. The platoon must consolidate and reorganize. The company has reestablished communications with higher, adjacent, and subordinate elements, as required. Enemy forces have withdrawn to hasty defensive positions but have the capability to counterattack. The company has been provided guidance on the rules of engagement (ROE) and rules of interaction (ROI). Coalition forces and noncombatants, to include the international press, may be present in the operational environment. Some iterations of this task should be performed in MOPP4.

TASK STANDARDS: The company consolidates and reorganizes in accordance with (IAW) the tactical standing operating procedures (TSOP) and or higher commander's guidance. The company occupies or reoccupies hasty fighting positions, with sectors of fire, establishes security, accounts for all personnel and equipment, and reestablishes the chain of command. Wounded in action (WIAs) are identified, stabilized, and prepared for evacuation. Killed in action (KIAs) are identified and prepared for evacuation. Ammunition and supplies are redistributed as needed. The company complies with the ROE and ROI.

TASK STEPS AND PERFORMANCE MEASURES	GO	NO-GO
<ul style="list-style-type: none"> * 1. Company leaders gain and or maintain situational understanding using information that is gathered from force XXI battle command brigade and below (FBCB2), frequency modulated (FM) communications, maps, intelligence summaries, situation reports (SITREPs), and other available information sources. * 2. Company commander confirms friendly and enemy situations. <ul style="list-style-type: none"> a. Receives an updated digital report showing the location of forward and adjacent friendly elements, if applicable. b. Receives an updated enemy situational template for added fratricide prevention and increased force protection, if applicable. * 3. Company commander disseminates digital reports (if applicable), overlays, and other pertinent information to each platoon to keep them abreast of the situation. * 4. Company commander conducts troop-leading procedures. * 5. Company commander positions or repositions the observation post (OP) forward to provide security. <ul style="list-style-type: none"> a. Ensures members are alert for a possible counterattack. b. Ensures the company main body is not engaged without warning. 6. Company occupies or reoccupies hasty fighting positions near the objective. <ul style="list-style-type: none"> a. Establishes all-round security. <ul style="list-style-type: none"> (1) Evaluates terrain thoroughly. (2) Positions the platoons using the clock or the terrain feature technique. (3) Mans key weapons, as required by factors of mission, enemy, terrain and weather, troops and support available, time available, civil considerations (METT-TC). 		

TASK STEPS AND PERFORMANCE MEASURES	GO	NO-GO
b. Destroys all organized resistance. c. Conducts reconnaissance of objective and or area of operations (AO) with local patrols and scouts to ensure it is free of enemy. d. Establishes local security. e. Defends against enemy counterattacks. f. Begins decontamination operations, if required and as factors of METT-TC dictate. g. Reestablishes the chain of command by filling key leader positions. h. Reestablishes communications nets. * 7. Company commander assigns or reassigns all platoons temporary sectors of fire. a. Ensures subordinate leaders adjust positions to cover likely avenues of approach and ensure mutual support between platoons and adjacent units. 8. Company secures enemy prisoners of war (EPW) as required. * 9. Company commander reports any intelligence information of immediate value to next higher headquarters. *10. All leaders supervise redistribution of ammunition and equipment. *11. Platoon leaders provide ammunition, casualty, and equipment (ACE) reports to the company headquarters. *12. Company commander provides a consolidated ACE report to his higher headquarters. *13. Company commander or designated representative coordinates resupply. 14. Company treats and evacuates casualties. 15. Company processes captured documents and or equipment as required. 16. Company continues operations as directed.		

TASK PERFORMANCE/EVALUATION SUMMARY BLOCK							
ITERATION	1	2	3	4	5	M	TOTAL
TOTAL TASK STEPS EVALUATED							
TOTAL TASK STEPS "GO"							
TRAINING STATUS "GO"/"NO-GO"							

"*" indicates a leader task step.

SUPPORTING INDIVIDUAL TASKS: NONE

SUPPORTING COLLECTIVE TASKS

Task Number	Task Title	References
07-2-1396	Employ Obstacles (Infantry Company)	ARTEP 7-10-MTP ARTEP 7-12-MTP
07-2-2027	Establish Observation Posts (Infantry Company)	ARTEP 7-10-MTP ARTEP 7-12-MTP

ARTEP 7-12-MTP**SUPPORTING COLLECTIVE TASKS**

Task Number	Task Title	References
07-2-3036	Integrate Indirect Fire Support (Infantry Company)	ARTEP 7-10-MTP
07-2-4000	Conduct Resupply Operations (Antiarmor/Infantry Company)	ARTEP 7-12-MTP ARTEP 7-10-MTP
07-2-4045	Process Captured Documents and Equipment (Infantry Company)	ARTEP 7-12-MTP ARTEP 7-91-MTP ARTEP 7-10-MTP
07-2-4063	Treat and Evacuate Casualties (Antiarmor/Infantry Company)	ARTEP 7-12-MTP ARTEP 7-10-MTP
07-2-5081	Conduct Troop-leading Procedures (Infantry Company)	ARTEP 7-12-MTP ARTEP 7-91-MTP ARTEP 7-10-MTP
07-2-6063	Maintain Operations Security (Infantry Company)	ARTEP 7-12-MTP ARTEP 7-10-MTP
07-3-1315	Employ Protective Obstacles (Antiarmor/Infantry/Mortar/Reconnaissance Platoon/Squad)	ARTEP 7-12-MTP ARTEP 7-4-MTP
07-3-2018	Establish an Observation Post (Antiarmor/Infantry/Reconnaissance Platoon/Squad)	ARTEP 7-5-MTP ARTEP 7-7J-MTP ARTEP 7-8-MTP ARTEP 7-90-MTP ARTEP 7-91-MTP ARTEP 7-92-MTP ARTEP 7-4-MTP
07-3-3009	Employ Fire Support (Infantry/Reconnaissance Platoon/Squad)	ARTEP 7-5-MTP ARTEP 7-7J-MTP ARTEP 7-8-MTP ARTEP 7-92-MTP ARTEP 7-4-MTP
07-3-4009	Handle Enemy Prisoners of War (Infantry/Mortar/Reconnaissance Platoon/Squad)	ARTEP 7-5-MTP ARTEP 7-7J-MTP ARTEP 7-8-MTP ARTEP 7-90-MTP ARTEP 7-92-MTP ARTEP 7-4-MTP
07-3-4018	Perform Resupply Operations (Antiarmor/Infantry/Mortar/Reconnaissance Platoon/Squad)	ARTEP 7-5-MTP

SUPPORTING COLLECTIVE TASKS

Task Number	Task Title	References
07-3-4027	Process Captured Documents and Equipment (Infantry/Mortar/Reconnaissance Platoon/Squad)	ARTEP 7-7J-MTP ARTEP 7-8-MTP ARTEP 7-90-MTP ARTEP 7-91-MTP ARTEP 7-92-MTP ARTEP 7-4-MTP
07-3-4045	Treat and Evacuate Casualties (Infantry/Mortar/Reconnaissance Platoon/Squad)	ARTEP 7-5-MTP ARTEP 7-7J-MTP ARTEP 7-8-MTP ARTEP 7-90-MTP ARTEP 7-92-MTP ARTEP 7-4-MTP
07-3-5009	Conduct Consolidation and Reorganization (Infantry/Reconnaissance Platoon/Squad)	ARTEP 7-5-MTP ARTEP 7-7J-MTP ARTEP 7-8-MTP ARTEP 7-90-MTP ARTEP 7-92-MTP ARTEP 7-4-MTP
07-3-5036	Conduct Troop-leading Procedures (Infantry/Mortar/Reconnaissance Platoon/Squad)	ARTEP 7-5-MTP ARTEP 7-7J-MTP ARTEP 7-8-MTP ARTEP 7-92-MTP ARTEP 7-4-MTP
07-3-6027	Maintain Operations Security (Infantry/Mortar/Reconnaissance Platoon/Squad)	ARTEP 7-5-MTP ARTEP 7-7J-MTP ARTEP 7-8-MTP ARTEP 7-90-MTP ARTEP 7-92-MTP ARTEP 7-4-MTP

OPFOR TASKS AND STANDARDS

TASK: Conduct a Counterattack (07-OPFOR-0028)

CONDITION: The OPFOR is conducting operations independently or as part of a larger force. The OPFOR has been ordered to counterattack following a disrupted or halted enemy penetration attempt or while the enemy is consolidating and reorganizing on the objective. All assigned OPFOR equipment and personnel are available. The OPFOR has indirect fire and engineer support available. The OPFOR has gained air superiority.

ARTEP 7-12-MTP

STANDARD: The OPFOR conducts the counterattack IAW the OPORD and or commander's guidance. The OPFOR uses short, intense artillery and air preparation, attacks the enemy flanks or rear, and or exploits gaps and ruptures in the enemy formations. The OPFOR prevents consolidation and reorganization and evacuation of wounded enemy personnel. The OPFOR gains/regains terrain and destroys or captures the remaining enemy personnel and equipment.

Note: During training exercises, the enemy commander or leaders should select the size of the OPFOR element based on threat doctrine.

ELEMENT: RIFLE CO INF BN (BCT)

TASK: Conduct Coordination (Infantry Company) (07-2-5036)

(FM 100-34)
(FM 7-10)
(TC 7-98-1)

(FM 100-14)
(FM 7-12 (3-21.11))

(FM 19-15)
(FM 7-85)

ITERATION: 1 2 3 4 5 (Circle)

COMMANDER/LEADER ASSESSMENT: T P U (Circle)

CONDITIONS: The company is conducting operations as part of a higher headquarters in a stability and or support environment. Coordination is required with local civil authorities and or local factions operating in the company's assigned sector. A civil affairs (CA) element is available to support company coordination efforts. Interpreters are available. All necessary personnel and equipment are available. The company has communications with higher, adjacent, and subordinate elements. The company has been provided guidance on the rules of engagement (ROE) and rules of interaction (ROI). Coalition forces and noncombatants may be present in the operational environment. This task should not be trained in MOPP4.

TASK STANDARDS: The company conducts coordination in accordance with (IAW) the tactical standing operating procedures (TSOP), the order, and or higher commander's guidance. The company determines coordination requirements, organizes coordination teams, and conducts coordination while maintaining an image of cooperation. The company obtains needed information and provides information consistent with mission requirements. Coordination teams do not contribute to increased tension or more entrenched positions. The company complies with ROE and ROI.

TASK STEPS AND PERFORMANCE MEASURES	GO	NO-GO
<p>Note: For the purpose of stability and support operations training, the following definitions are used to describe the levels of coordination and information exchange. Liaison (highest level) "all" information is shared equally among participants. Coordination (second level) "mission specific" information is shared to facilitate task or mission accomplishment. Information exchange (lowest level) "selected" information is shared.</p> <ul style="list-style-type: none"> * 1. Company commander determines coordination requirements. <ul style="list-style-type: none"> a. Identifies military forces, civil authorities, religious leaders, ethnic groups, local factions, and non-governmental organizations (NGOs) operating in the area of operations (AO). b. Develops coordination requirements and contact frequency for elements in the AO. c. Identifies information requirements (for example, commander's critical information requirements [CCIR], other information requirements [IR]). d. Identifies restrictions on types and extent of information about US Government policy and his company's operations furnished to other than military units. e. Identifies an intended outcome (end state) for each meeting to guide each team. f. Establishes times and locations for initial contacts with selected elements. 2. Company prepares for coordination activities. <ul style="list-style-type: none"> a. Organizes coordination teams. b. Provides communication equipment and transportation for coordination teams. c. Provides appropriate maps, overlays, and copies of orders as necessary. d. Ensures coordination team understands what information the higher headquarters commander has restricted from sharing. 		

TASK STEPS AND PERFORMANCE MEASURES	GO	NO-GO
<ul style="list-style-type: none"> e. Ensures coordination teams know the limits on company commander's authority based on the peace mandate, Mission Instructions, and higher headquarters orders as well as, the current political and military situation in the AO. f. Ensures teams understand the intended outcome for each meeting. g. Provides interpreter for each meeting, if needed. <p>3. Company conducts coordination.</p> <ul style="list-style-type: none"> a. Maintains image of cooperation: <ul style="list-style-type: none"> (1) Responds quickly to all requests for coordination. (2) Complies with ROE and ROI, order, and or guidance from higher headquarters. (3) Establishes an on-call capability to respond to coordination requirements that may develop in the AO. b. Complies with requests for liaison if consistent with the ROE and ROI, order, and or guidance from higher headquarters. c. Monitors liaison activities. <ul style="list-style-type: none"> (1) Updates company situation map with current locations of liaison teams. (2) Maintains communications with liaison teams. (3) Ensures liaison teams do not deploy beyond range of company reserve force response capability. <p>4. Coordination teams exchange information with designated organizations.</p> <ul style="list-style-type: none"> a. Report to appropriate official or leader. b. Contact staff or functional leaders as appropriate, for example, logistics officer (of a military organization), or police chief of a town. c. Clarify issues and obtain requested information for the company commander. d. Provide information in accordance with the company commander's guidance. e. Keep abreast of the company's situation and provide information updates to the designated organization. f. Report results to higher headquarters IAW TSOP. <p>5. Coordination teams conduct meetings.</p> <p>Note: Meetings in a stability and or support environment may become a negotiation.</p> <ul style="list-style-type: none"> a. Record desired information. b. Understand the other party's position accurately. c. Enter into agreements consistent with authority. d. Clarify issues and obtain requested information for the company commander. e. Avoid confrontation. f. Demonstrate resolve, confidence, commitment, and sensitivity for local customs of parties to the negotiation. g. Respond immediately to any serious breach of trust or when deceived. h. Report results to higher headquarters IAW TSOP. 		

TASK PERFORMANCE/EVALUATION SUMMARY BLOCK							
ITERATION	1	2	3	4	5		TOTAL
TOTAL TASK STEPS EVALUATED							
TOTAL TASK STEPS "GO"							
TRAINING STATUS "GO"/"NO-GO"							

"**" indicates a leader task step.

SUPPORTING INDIVIDUAL TASKS: NONE

SUPPORTING COLLECTIVE TASKS: NONE

OPFOR TASKS AND STANDARDS

TASK: Resolve Dispute on Faction Terms (20-OPFOR-2001A)

CONDITION: The US forces are conducting stability and or support operations in the local area. Factional elements are engaged in negotiations with US forces. Faction member has requested the negotiating session to obtain favorable treatment and further faction goals and objectives. The US forces are operating under restrictive ROE. Civilians, government organizations, and the international press may be present in the area.

STANDARDS:

Note: Depending on the commander's training objectives, some of the OPFOR standards may not apply. Also, OPFOR "fighting" tasks have not been included in this T&EO. If the OPFOR enters into direct combat with the unit, OPFOR tasks for conventional operations would apply.

1. Faction members state their position in clear, unambiguous terms and argue for those positions.
2. Faction members do not accept any compromise that is not favorable to the faction's position.
3. Faction members refuse to discuss any issues that interfere with faction goals or objectives.

TASK: Disrupt Coordination or Negotiations (20-OPFOR-2006)

CONDITION: The US forces are conducting stability and or support operations in the local area. Belligerent factions that have agreed to the presence of the stability operations force have been interfering with unit operations. The unit is conducting formal and informal meetings with faction leaders to ensure freedom of movement of local civilians and US forces. The factional element wants to continue controlling the area and the local inhabitants. Faction members are attempting to disrupt these coordination meetings. Factional elements attempt to use the coordination meeting agreements to further factional causes. The US forces are operating under restrictive ROE. Civilians, government organizations, and the international press may be present in the area.

STANDARDS:

Note: Depending on the commander's training objectives, some of the OPFOR standards may not apply. Also, OPFOR "fighting" tasks have not been included in this T&EO. If the OPFOR enters into direct combat with the unit, OPFOR tasks for conventional operations would apply.

1. Faction members or crowds disrupt the coordination meetings by demonstrating outside the meeting location and or being loud and abusive to local leadership and US forces.

ARTEP 7-12-MTP

2. Faction members or crowds disrupt coordination meetings by forcing their way into the meeting site and or denying access to meeting locations.
3. Faction representatives agree to a meeting but routinely fail to arrive at the agreed upon time.
4. Faction members demand preferential treatment over other participants.
5. Faction representatives present contentious issues that are beyond the scope of the negotiation and are designed to delay resolution of disputes or problems or, enhance faction legitimacy.
6. Faction representative refuses to support previous agreements.

ELEMENT: RIFLE CO INF BN (BCT)

TASK: Conduct Negotiations (Infantry Company) (07-2-5045)
 (FM 41-10) (FM 7-10) (FM 7-12 (3-21.11))
 (FM 7-85)

ITERATION: 1 2 3 4 5 (Circle)
COMMANDER/LEADER ASSESSMENT: T P U (Circle)

CONDITIONS: The company is conducting operations as part of a higher headquarters and is required by the situation to conduct preplanned negotiations with local factional or non-US military elements. The local factional or external military elements are willing to negotiate. Higher headquarters provides the interpreters. All necessary company personnel and equipment are available. The company has communications with higher, adjacent, and subordinate elements. The company has been provided guidance on the rules of engagement (ROE) and rules of interaction (ROI). Coalition forces and noncombatants may be present in the operational environment. This task should not be trained in MOPP4.

TASK STANDARDS: The company conducts negotiations in accordance with (IAW) the tactical standing operating procedures (TSOP), the order, and or higher commander's guidance. The company resolves the dispute or issue or sets the conditions for future negotiations. The company complies with the ROE and ROI.

TASK STEPS AND PERFORMANCE MEASURES	GO	NO-GO
<p>Note: There are two general types of negotiations: SITUATIONAL and PREPLANNED. Situational negotiations are conducted in response to a requirement for on-the-spot discussion and resolution of a specific issue or problem. An example would be members of an advance guard negotiating the passage of a convoy through a checkpoint. At the company level, situational negotiations are far more common than the preplanned type. In fact, employment in stability operations requires the commander, his subordinate leaders, and other soldiers to conduct some form of negotiations almost daily. This, in turn, requires them to have a thorough understanding of the ROE and ROI.</p> <ul style="list-style-type: none"> * 1. Company leaders gain and or maintain situational understanding using information that is gathered from force XXI battle command brigade and below (FBCB2) (if applicable), frequency modulated (FM) communications, maps, intelligence summaries, situation reports (SITREPs), and or other available information sources. * 2. Company commander designates a negotiation team. <ul style="list-style-type: none"> a. Includes interpreters and other personnel from higher headquarters. * 3. Company commander or designated representative and negotiation team analyze negotiation requirements. <ul style="list-style-type: none"> a. Identify the problem or source of contention. b. Analyze previous attempts to resolve the issues or disputes. c. Analyze existing agreements or understandings relevant to the situation. d. Determine end state or success criteria for the negotiating session. <ul style="list-style-type: none"> (1) Identify issues and or items that cannot be negotiated. (2) Identify issues and or items that can be negotiated and define the "bottom line" position that can be accepted by the US side. e. Obtain approval for end state or success criteria for the negotiating session. f. Develop draft agenda for the negotiations. 4. Company negotiation team prepares for negotiations. 		

TASK STEPS AND PERFORMANCE MEASURES	GO	NO-GO
<p>a. Requests additional information about the situation, as necessary.</p> <p>b. Collects relevant documents, maps, and photographs to facilitate mutual agreement of facts and details of issues.</p> <p>c. Selects interpreters.</p> <ol style="list-style-type: none"> (1) Selects neutral interpreters that are acceptable to all parties in the negotiation. (2) Ensures interpreters are fluent in English. (3) Ensures interpreters are fluent in local languages and dialects. (4) Selects a different interpreter if the competence, loyalty or impartiality of the primary interpreter is uncertain. (5) Briefs interpreter on the situation prior to execution. (6) Rehearses with interpreter. <p>d. Meets individually with the leader of each party to negotiation. At a minimum, negotiator obtains:</p> <p>Note: During the initial meeting with the leader of each negotiation parties to establish the agenda, the negotiator should attempt to get to know the leader and establish a relationship if possible. The ability to achieve success can be enhanced by knowing the other negotiator and having a relationship that helps better understand the position of the party the leader represents.</p> <ol style="list-style-type: none"> (1) Approval for the meeting site. (2) Agreement for the date and time of the negotiation. (3) Approval of the negotiation agenda. <p>e. Selects meeting location.</p> <ol style="list-style-type: none"> (1) Ensures meeting place is neutral in terms of cultural and ethnic considerations. (2) Ensures site is acceptable to all parties. <p>5. Company negotiation team prepares meeting location.</p> <ol style="list-style-type: none"> a. Organizes meeting site (tables, chairs, maps, cameras, and so forth). b. Designates a waiting area (for guards, support personnel, drivers, and so forth). c. Designates a parking area. d. Prepares to record meeting on videotape or other electronic media, if required. e. Provides maps with the same series number, page number and terrain scale to all parties. f. Coordinates for local security to secure the site to prevent interference during the negotiations. Security elements are assigned to do the following: <ol style="list-style-type: none"> (1) Conduct rapid but thorough security checks. (2) Control access to the meeting. (3) Provide local security. g. Designates break areas. h. Provides for latrine facilities. i. Arranges for refreshments when possible. j. Establishes adequate communications assets for all parties. <p>* 6. Company negotiation team conducts negotiations.</p> <ol style="list-style-type: none"> a. Establishes the negotiating environment. <ol style="list-style-type: none"> (1) Greets and or exchanges courtesies with negotiators. (2) Introduces all attendees and interpreters. (3) Encourages informal small talk among participants while offering refreshments. (4) Describes layout and configuration of site before starting the negotiation. (5) Describes a previously agreed-upon agenda or, establishes one. 		

TASK STEPS AND PERFORMANCE MEASURES	GO	NO-GO
<p>Note: A previously agreed upon agenda becomes a framework to guide the discussion.</p> <p>b. Manages the negotiations.</p> <ol style="list-style-type: none"> (1) Keeps the negotiations on the agreed to agenda. (2) Identifies what each party desires. (3) Provides time for all participants to present their cases without interruption. (4) Describes the issue in clear and unambiguous terms agreed to by all participants. (5) Provides the stability force preferred solution, or acceptable solutions. (6) Describes a common middle ground. <p>Note: If negotiators display frustration, take a break and give tempers a chance to cool before continuing. If negotiations reach an impasse, isolate the issue and deal with it separately. Get negotiators to identify their issues in specific terms. Then seek common ground.</p> <ol style="list-style-type: none"> (7) Identifies options, if appropriate. (8) Avoids confrontation. (9) Conducts mediation between multiple parties. (10) Provides facts supported by evidence to correct inaccurate information or misrepresentation. (11) Obtains small concessions to get parties in a pattern of agreements. (12) Records all positions, opinions, and issues for possible investigation and further action by higher headquarters. (13) Uses previous agreements or understandings as a framework for the negotiation (unless those are the basis of contention). <p>c. Completes the session at the agreed time or ends the session when no further progress is feasible.</p> <ol style="list-style-type: none"> (1) Describes the points of agreement and disagreement in clear and unambiguous terms agreed to by all participants. Results include actions to be taken by each party, if appropriate. (2) Obtains agreements from all negotiating parties that do not exceed the mission instructions, higher headquarters order, or other special orders. <p style="text-align: center;">OR</p> <ol style="list-style-type: none"> (3) Establishes favorable conditions for future successful negotiations. <ol style="list-style-type: none"> (a) Describes the position of each party as concerns the dispute or issue in clear and unambiguous terms agreed to by all participants. (b) Obtains agreement from all parties to continue negotiations. <p>d. Documents the results of the negotiations.</p> <ol style="list-style-type: none"> (1) Records results of session, to include: <ol style="list-style-type: none"> (a) Acknowledges agreements and concessions made by negotiating parties. (b) Issues requiring investigation. (c) Tentative agenda for follow-up meetings (2) Provides written copies of record to participants, if possible. (3) Obtains copies of other parties' records if they were taking notes. (4) Ensures clear and positive understanding of any actions agreed upon and defines coordination measures to accomplish those actions. (5) Prepares agreements for signature before parties depart. (6) Obtains signatures to agreements before parties depart. (7) Completes the meeting with concluding remarks that point out the positive aspects or results of the session. 		

ARTEP 7-12-MTP

TASK STEPS AND PERFORMANCE MEASURES	GO	NO-GO
(8) Coordinates for future meetings to include dates, times, locations, and means of communication. e. Maintains pleasant conversation with each party during their departure, regardless of results of the session. * 7. Company negotiation team leader implements follow-up activities. a. Reports results of negotiation to the unit commander and (if required) to higher headquarters. b. Ensures team consolidates all notes and other raw data. c. Debriefs all team members or other participants (for example, unit personnel or representatives of non-governmental organizations [NGOs]). d. Identifies key points or issues that require investigation or immediate attention. e. Prepares written report of meeting listing circumstances, issues, and results to include agreements or other outcomes and recommendations. f. Prepares documents to implement any agreed upon actions. * 8. Company negotiation team leader prepares for subsequent negotiations (if required). a. Conducts negotiation after action reviews (AARs) to identify techniques and procedures for use in future negotiations. b. Updates information requirements. c. Disseminates new information requirements. d. Arranges for rehearsals to prepare for future negotiations (if required).		

TASK PERFORMANCE/EVALUATION SUMMARY BLOCK							
ITERATION	1	2	3	4	5		TOTAL
TOTAL TASK STEPS EVALUATED							
TOTAL TASK STEPS "GO"							
TRAINING STATUS "GO"/"NO-GO"							

"*" indicates a leader task step.

SUPPORTING INDIVIDUAL TASKS: NONE

SUPPORTING COLLECTIVE TASKS: NONE

OPFOR TASKS AND STANDARDS

TASK: Resolve Dispute on Faction Terms (20-OPFOR-2001A)

CONDITION: The US forces are conducting stability and or support operations in the local area. Factional elements are engaged in negotiations with US forces. Faction member has requested the negotiating session to obtain favorable treatment and further faction goals and objectives. The US forces are operating under restrictive ROE. Civilians, government organizations, and the international press may be present in the area.

STANDARDS:

Note: Depending on the commander's training objectives, some of the OPFOR standards may not apply. Also, OPFOR "fighting" tasks have not been included in this T&EO. If the OPFOR enters into direct combat with the unit, OPFOR tasks for conventional operations would apply.

1. Faction members state their position in clear, unambiguous terms and argue for those positions.
2. Faction members do not accept any compromise that is not favorable to the faction's position.
3. Faction members refuse to discuss any issues that interfere with faction goals or objectives.

TASK: Disrupt Coordination or Negotiations (20-OPFOR-2006)

CONDITION: The US forces are conducting stability and or support operations in the local area. Belligerent factions that have agreed to the presence of the stability operations force have been interfering with unit operations. The unit is conducting formal and informal meetings with faction leaders to ensure freedom of movement of local civilians and US forces. The factional element wants to continue controlling the area and the local inhabitants. Faction members are attempting to disrupt these coordination meetings. Factional elements attempt to use the coordination meeting agreements to further factional causes. The US forces are operating under restrictive ROE. Civilians, government organizations, and the international press may be present in the area.

STANDARDS:

Note: Depending on the commander's training objectives, some of the OPFOR standards may not apply. Also, OPFOR "fighting" tasks have not been included in this T&EO. If the OPFOR enters into direct combat with the unit, OPFOR tasks for conventional operations would apply.

1. Faction members or crowds disrupt the coordination meetings by demonstrating outside the meeting location and or being loud and abusive to local leadership and US forces.
2. Faction members or crowds disrupt coordination meetings by forcing their way into the meeting site and or denying access to meeting locations.
3. Faction representatives agree to a meeting but routinely fail to arrive at the agreed upon time.
4. Faction members demand preferential treatment over other participants.
5. Faction representatives present contentious issues that are beyond the scope of the negotiation and are designed to delay resolution of disputes or problems or, enhance faction legitimacy.
6. Faction representative refuses to support previous agreements.

ARTEP 7-12-MTP

ELEMENT: RIFLE CO INF BN (BCT)

TASK: Conduct Risk Management (Infantry Company) (07-2-5063)

(FM 100-14)

(FM 101-5-1)

(FM 7-10)

(FM 7-12 (3-21.11))

(FM 7-85)

(FM 9-43-1)

ITERATION: 1 2 3 4 5 M (Circle)

COMMANDER/LEADER ASSESSMENT: T P U (Circle)

CONDITIONS: The company is conducting operations as part of a higher headquarters and has received an operation order (OPORD) or fragmentary order (FRAGO) to conduct a specific mission at the location and time specified. All necessary personnel and equipment are available. The company has communications with higher, adjacent, and subordinate elements. The company has been provided guidance on the rules of engagement (ROE) and rules of interaction (ROI). Coalition forces and noncombatants may be present in the operational environment. Some iterations of this task should be performed in MOPP4.

TASK STANDARDS: The company commander conducts risk management in accordance with (IAW) the tactical standing operating procedures (TSOP), and or higher commander's guidance. The company identifies hazards, assesses hazards, develops controls and makes risk decisions, implements controls, and supervises and evaluates controls. The company complies with the ROE and ROI.

TASK STEPS AND PERFORMANCE MEASURES	GO	NO-GO
<ul style="list-style-type: none"> * 1. Company leaders gain and or maintain situational understanding using information that is gathered from force XXI battle command brigade and below (FBCB2), frequency modulated (FM) communications, maps, intelligence summaries, situation reports (SITREPs), and other available information sources. * 2. Company commander receives an OPORD or FRAGO and issues warning order (WARNO) to the company using FBCB2, FM, or other tactical means. * 3. Commander plans using troop-leading procedures. <ul style="list-style-type: none"> a. Begins immediately to analyze the mission briefly using the factors of mission, enemy, terrain and weather, troops and support available, time available, civil considerations (METT-TC). * 4. Company commander identifies tactical and accidental risks. <ul style="list-style-type: none"> a. Ensures mission is executed in the safest possible environment, within mission constraints. b. Identifies the hazards associated with all aspects and phases of the mission. <ul style="list-style-type: none"> (1) Integrate as a part of the tactical planning process. c. Identifies the benefits of safety measures to the unit's mission versus the potential cost of risk or safety hazards paying particular attention to METT-TC factors. d. Conducts continuous assessment during the operation for risk reduction. * 5. Company commander assess identified risk or safety hazards. <ul style="list-style-type: none"> a. Determines risk that can be eliminated or avoided. b. Assess the severity of hazards that cannot be eliminated or avoided. c. Compares identified risk to the higher commander's acceptable risk level based on stated mission objectives. d. Describes operations in terms of its risk level (extremely high, high, medium, low) based upon the factors of METT-TC. 		

TASK STEPS AND PERFORMANCE MEASURES	GO	NO-GO
e. Computes overall risk status. f. Identifies aspects of the operation that may be affected by the primary causes of fratricide. <ol style="list-style-type: none"> (1) Failures in the direct and indirect fire control plan. (2) Land navigation failures. (3) Failures in combat identification. (4) Inadequate control measures. (5) Failures in reporting and communications. (6) Weapons control status. (7) Battlefield hazards. (8) Adjacent units. * 6. Commander develops controls and makes risk decisions to eliminate or reduce risk and safety hazards. Note: Only the commander can make final risk decisions. He alone decides if controls are sufficient and acceptable and whether to accept the resulting residual risk. <ol style="list-style-type: none"> a. Selects course of action (COA) that achieves the commander's intent and minimizes the risk. b. Develops procedures that reduce risk. c. Develops controls that specify who, what, where, when, why, and how each control will be used. d. Integrates controls into rehearsals and mission executions. 7. Company personnel implements risk control procedures. * 8. Commander supervises and evaluates risk management controls. <ol style="list-style-type: none"> a. Supervises mission rehearsals and execution to ensure combat safety standards are maintained. b. Evaluates the effectiveness of controls and adjust as necessary. 		

TASK PERFORMANCE/EVALUATION SUMMARY BLOCK							
ITERATION	1	2	3	4	5	M	TOTAL
TOTAL TASK STEPS EVALUATED							
TOTAL TASK STEPS "GO"							
TRAINING STATUS "GO"/"NO-GO"							

"*" indicates a leader task step.

SUPPORTING INDIVIDUAL TASKS: NONE

SUPPORTING COLLECTIVE TASKS

Task Number	Task Title	References
07-3-5027	Conduct Risk Management (Infantry/Mortar/ Reconnaissance Platoon/Squad)	ARTEP 7-4-MTP ARTEP 7-5-MTP ARTEP 7-7J-MTP ARTEP 7-8-MTP ARTEP 7-90-MTP ARTEP 7-92-MTP

ARTEP 7-12-MTP

OPFOR TASKS AND STANDARDS: NONE

ELEMENT: RIFLE CO INF BN (BCT)

TASK: Conduct Troop-leading Procedures (Infantry Company) (07-2-5081)

(FM 100-55)	(FM 101-5)	(FM 101-5-1)
(FM 101-5-2)	(FM 17-98)	(FM 20-3)
(FM 20-32)	(FM 21-18)	(FM 21-60)
(FM 23-10)	(FM 23-25)	(FM 23-35)
(FM 23-37)	(FM 24-35)	(FM 24-35-1)
(FM 3-100)	(FM 7-10)	(FM 7-20)
(FM 7-85)	(FM 7-90)	(FM 7-91)
(FM 7-92)	(FM 90-10(HTF))	(FM 90-10-1)
(FM 90-13)	(FM 90-2)	(FM 90-26)
(FM 90-3)	(FM 90-4)	(FM 90-5)
(FM 90-6)	(FM 9-43-1)	

ITERATION: 1 2 3 4 5 M (Circle)

COMMANDER/LEADER ASSESSMENT: T P U (Circle)

CONDITIONS: The company is conducting operations as part of a higher headquarters and has received a warning order (WARNO), an operation order (OPORD), or a fragmentary order (FRAGO) for an upcoming mission. Time is available to conduct troop-leading procedures (TLP). All necessary personnel and equipment are available. The company has communications with higher, adjacent, and subordinate elements. The company has been provided guidance on the rules of engagement (ROE) and rules of interaction (ROI). Coalition forces and noncombatants may be present in the operational environment. Some iterations of this task should be conducted during limited visibility conditions. Some iterations of this task should be performed in MOPP4.

TASK STANDARDS: The company conducts troop-leading procedures in accordance with (IAW) the tactical standing operating procedures (TSOP) and appropriate field manual. All planning, coordination, preparations, rehearsals, inspections, and orders are been conducted.

TASK STEPS AND PERFORMANCE MEASURES	GO	NO-GO
<ul style="list-style-type: none"> * 1. Company leaders gain and or maintain situational understanding using information that is gathered from force XXI battle command brigade and below (FBCB2) (if applicable), frequency modulated (FM) communications, maps, intelligence summaries, situation reports (SITREPs), and or other available information sources. * 2. Company commander receives an OPORD or FRAGO and issues warning order (WARNO) to the company using FBCB2, FM, or other tactical means. <ul style="list-style-type: none"> a. Includes (WARNO): <ul style="list-style-type: none"> (1) Company's mission and company commander's time line. (2) Enough information for subordinate elements to start preparation for the mission. (3) Movement instructions, if movement is to be initiated before OPORD issuance. (4) Items not covered in the unit TSOP. * 3. Company commander conducts mission analysis. <ul style="list-style-type: none"> a. Focuses on determining the company's mission and the amount of available time. b. Begins immediately to analyze the mission briefly using the factors of mission, enemy, terrain and weather, troops and support available, time available, civil considerations (METT-TC). 		

TASK STEPS AND PERFORMANCE MEASURES	GO	NO-GO
<p>(1) Uses no more than one third of available planning time for his planning. (Allows subordinates to have two thirds of available planning time for their planning.)</p> <p>(2) Obtains clarification of the higher commander's intent two levels up, specified tasks, and implied tasks, if necessary.</p> <p>(3) Coordinates with adjacent, combat support (CS), and combat service support (CSS) elements, as necessary or appropriate.</p> <p>* 4. Company commander makes a tentative plan.</p> <p> a. Develops an estimate of the situation which includes.</p> <p> (1) Detailed mission analysis.</p> <p> (a) Understand the battalion commander's intent and his concept.</p> <p> (b) Analyze METT-TC factors in as much detail as time and quality of information will allow.</p> <p> (c) Identify specified, implied and essential tasks.</p> <p> (d) Identify any constraints; for example, requirements for action and prohibition of actions.</p> <p> (e) Restate company mission statement of who, what, when, where, and why.</p> <p> (2) Situational analysis and course of action (COA) development.</p> <p> (a) Determine one or more ways to achieve the mission.</p> <p> (b) Analyze relative combat power.</p> <p> (c) Generate options.</p> <p> (d) Array company's initial forces.</p> <p> (e) Develop schemes of maneuver.</p> <p> (f) Assign headquarters.</p> <p> (3) Analysis of each COA.</p> <p> (a) Determine advantages and disadvantages.</p> <p> (b) Visualize the flow of battle.</p> <p> (4) Comparison of each COA.</p> <p> (a) Does the COA accomplish the company purpose.</p> <p> b. Makes a decision on which COA will be used. (The decision represents the tentative plan.)</p> <p>* 5. Company commander initiates movement IAW the WARNO, or OPORD, or FRAGO and or unit TSOP. (There may be a need to initiate movement immediately following the issuance of the WARNO.)</p> <p> a. Establishes movement control through the use of way points and or graphic control, measures.</p> <p> b. Assumes the appropriate readiness condition (REDCON) level.</p> <p> c. Dispatches quartering party as necessary.</p> <p> d. Begins priorities of work.</p> <p> e. Conducts time-distance check of the route to the start point (SP), as necessary.</p> <p> f. Prepares reconnaissance elements for movement.</p> <p>* 6. Company commander conducts reconnaissance.</p> <p> a. Coordinates with organizations that his reconnaissance elements will pass through or near.</p> <p> b. Completes a personal reconnaissance when time allows.</p> <p> c. Completes a map reconnaissance when time does not allow a personal reconnaissance.</p> <p> d. Requests reconnaissance assets conduct the reconnaissance, if the risk of enemy contact is high.</p> <p>* 7. Company commander completes the plan.</p>		

TASK STEPS AND PERFORMANCE MEASURES	GO	NO-GO
a. Adjusts the plan based on results of the reconnaissance. b. Ensures the plan meets the requirements of the mission and the commander's intent. * 8. Company commander issues the order. a. Ensures subordinates understand mission, commander's intent, concept of the operation and their assigned tasks . b. Issues the order within sight of the objective or on defensive terrain. (When this is not possible, a terrain model or sketch should be used.) * 9. Company commander supervises preparations and refines the order. a. Conducts a rehearsal. b. Conducts inspections.		

TASK PERFORMANCE/EVALUATION SUMMARY BLOCK							
ITERATION	1	2	3	4	5	M	TOTAL
TOTAL TASK STEPS EVALUATED							
TOTAL TASK STEPS "GO"							
TRAINING STATUS "GO"/"NO-GO"							

"*" indicates a leader task step.

SUPPORTING INDIVIDUAL TASKS: NONE

SUPPORTING COLLECTIVE TASKS

Task Number	Task Title	References
07-3-5036	Conduct Troop-leading Procedures (Infantry/Mortar/Reconnaissance Platoon/Squad)	ARTEP 7-4-MTP ARTEP 7-5-MTP ARTEP 7-7J-MTP ARTEP 7-8-MTP ARTEP 7-90-MTP ARTEP 7-92-MTP

OPFOR TASKS AND STANDARDS: NONE

ARTEP 7-12-MTP

ELEMENT: RIFLE CO INF BN (BCT)

TASK: Establish Communications (Infantry Company) (07-2-5090)

(FM 24-1)	(FM 100-14)	(FM 101-5)
(FM 101-5-1)	(FM 101-5-2)	(FM 20-3)
(FM 21-60)	(FM 24-12)	(FM 24-19)
(FM 24-35)	(FM 24-35-1)	(FM 7-10)
(FM 7-12 (3-21.11))	(FM 7-85)	

ITERATION: 1 2 3 4 5 M (Circle)

COMMANDER/LEADER ASSESSMENT: T P U (Circle)

CONDITIONS: The company is conducting operations as part of a higher headquarters. The company has moved to an assembly area or other location that requires them to establish communications to provide information exchange between company elements, higher headquarters, and fire support elements. All necessary personnel and equipment are available. The signal annex to the operation order (OPORD) is available. Some iterations of this task should be conducted during limited visibility conditions. Some iterations of this task should be performed in MOPP4.

TASK STANDARDS: The company establishes communications in accordance with (IAW) the tactical standing operating procedures (TSOP), order, and or higher commander's guidance. The company prepares communication systems for operation. The company establishes and enters appropriate communication nets. Company performs remedial electronic counter countermeasures (ECCM). The company maintains communications and communications security.

TASK STEPS AND PERFORMANCE MEASURES	GO	NO-GO
<p>Note: Commanders, of digitized units, should NOT rely on digital communications alone. Digitization does NOT eliminate the requirement for maps and frequency modulation (FM) communications. The decision to use FM versus FBCB2 depends on the situation and tactical standing operating procedures (TSOP).</p> <ul style="list-style-type: none"> * 1. Company leaders gain and or maintain situational understanding using information that is gathered from force XXI battle command brigade and below (FBCB2), frequency modulated (FM) communications, maps, intelligence summaries, situation reports (SITREPs), and other available information sources. * 2. Company commander and or first sergeant locate radio stations (primary and alternate) some distance from the company headquarters or command post (CP). <ul style="list-style-type: none"> a. Allow for effective use of terrain in an electronic warfare environment. b. Avoid frequency interference from power lines and other friendly sources. c. Provide physical security from attack. d. Provide the best possible cover and concealment consistent with reliable transmission and reception of required stations. 3. Company prepares the communication systems for operation. <ul style="list-style-type: none"> a. Ensures that digital equipment is initialized and operating IAW TSOP and applicable manuals. b. Installs required antenna. c. Sets assigned frequencies. d. Makes required settings. e. Programs equipment for secure operations using key list or appropriate keying devices, if applicable. f. Checks all system components for operational abilities. g. Provides security for communications security (COMSEC) items. 		

TASK STEPS AND PERFORMANCE MEASURES	GO	NO-GO
<p>4. Company operates the company net control station (NCS) using FBCB2, wire, or radio.</p> <ul style="list-style-type: none"> a. Opens analog and digital nets IAW current signal operating instructions (SOI)/Signal supplemental instructions (SSI). b. Challenges all analog and digital stations in net as required by the SOI and or SSI. c. Controls entry and departure of all stations. d. Monitors the net for operability and connectivity of digital devices, if applicable. e. Reports loss and or operating difficulties of any analog or digital station to the chain of command and higher HQ communications element. f. Enforces station and net restrictions. g. Monitors the net to detect errors in operating procedures. h. Corrects all errors in net operating procedures. i. Enforces station listening silence as prescribed by or commander's directive. j. Completes transition to extend range of radio station within 15 minutes, if required. k. Remotes radio station at least one kilometer, if required. l. Directs change to alternate frequency when compromise of primary frequency is suspected. m. Closes net IAW the SOI/SSI. <p>5. Company enters higher headquarters and fire support nets as required.</p> <p>6. Company transmits and receives messages over FBCB2 and radio nets using the correct format and procedures.</p> <ul style="list-style-type: none"> a. Processes messages by precedence, date/time group, and IAW the tactical standing operating instructions (TSOP). b. Processes incoming messages without errors. c. Forwards incoming messages to appropriate element/section. d. Check outgoing messages for completeness and readability. e. Employ approved radiotelephone procedures. f. Transmit messages IAW precedence, correct format, and prescribed text. g. Employ approved codes and brevity lists when transmitting the names of persons, places, and sensitive information. h. Encode all grid coordinates using the current SOI/SSI. i. Decode all grid coordinates using the current SOI/SSI. j. Employ lowest operational power setting consistent with operations requirements. k. Maintain station log. l. Troubleshoot radio set as necessary and within operator's capability. m. Correct faults (within operator's capability). n. Report uncorrectable faults to higher headquarters for resolution. <p>7. Company maintains digital communications.</p> <ul style="list-style-type: none"> a. Maintains digital communications using FBCB2 between the unit CP and all subelements. b. Maintains digital communications with higher HQ and all supported unit elements using FBCB2, radio, or messenger. c. Notifies higher headquarter's when digital communications are partially or completely inoperative. <p>8. Company maintains land communications.</p>		

TASK STEPS AND PERFORMANCE MEASURES	GO	NO-GO
<p>a. Maintains wire communications between the company CP and all subelements.</p> <p>b. Maintains a hot loop between the company CP and subelements, if switchboard is not available.</p> <p>c. Establishes messenger runners when land communications are inoperative.</p> <p>9. Company implements FM remedial electronic counter-countermeasures (ECCMs).</p> <p>a. Determines if source of interference is internal or external by disconnecting the radio antenna.</p> <p>b. Switches to high power on receiver-transmitter (RT).</p> <p>c. Advises distant station to switch to high power.</p> <p>d. Relocates radio set (mobile units) to take advantage of terrain features to reduce the effects of jamming.</p> <p>e. Relocates the antenna to take advantage of terrain features to reduce the effects of jamming.</p> <p>f. Submits initial meaoning, intrusion, jamming, and interference (MIJI) feeder voice template report to higher HQ communications branch.</p> <p>g. Reroutes message traffic using alternate means of communications, such as relay (through another station), amplitude modulated (AM), radio wire integration (RWI), or wire.</p> <p>h. Requests (using alternate means) that the net change to a backup frequency.</p> <p>i. Continues to operate in an attempt to communicate through the jamming.</p> <p>10. Company implements AM remedial ECCM.</p> <p>a. Determines if source of interference is internal or external by disconnecting the radio antenna.</p> <p>b. Checks for intentional or unintentional interference.</p> <p>c. Checks equipment grounding.</p> <p>d. Uses radio frequency (RF) gain/frequency vernier in an attempt to work through the jamming.</p> <p>e. Relocates radio set (mobile units) to take advantage of terrain features to reduce the effects of jamming.</p> <p>f. Relocates the antenna to take advantage of terrain features to reduce the effects of jamming.</p> <p>g. Submits initial MIJI feeder voice template report to assigned or supporting higher headquarters communications personnel or element.</p> <p>h. Reroutes message traffic using alternate means of communications, such as relay (through another station), FM, RWI, or wire.</p> <p>i. Requests (using alternate means) that the net change to a backup frequency.</p> <p>11. Company maintains generator power.</p> <p>a. Operates generators IAW appropriate technical manuals (TMs).</p> <p>b. Constructs sound barrier and screening system to muffle noise and minimize heat signature.</p> <p>c. Constructs a fuel storage and fire control point for all generators with fire extinguishers as prescribed by the TSOP and commander's guidance.</p> <p>12. Company employs signal security (SIGSEC) measures.</p> <p>a. Employs COMSEC measures to deny friendly telecommunication information to the enemy.</p> <p>b. Employs electronic security (ELSEC) measures to protect electromagnetic transmissions, other than communication devices, from threat detection.</p>		

TASK STEPS AND PERFORMANCE MEASURES	GO	NO-GO
c. Evaluates terminal electromagnetic pulse escape safeguard technique (TEMPEST) controls to identify emanation vulnerabilities and implement countermeasures.		

TASK PERFORMANCE/EVALUATION SUMMARY BLOCK							
ITERATION	1	2	3	4	5	M	TOTAL
TOTAL TASK STEPS EVALUATED							
TOTAL TASK STEPS "GO"							
TRAINING STATUS "GO"/"NO-GO"							

"*" indicates a leader task step.

SUPPORTING INDIVIDUAL TASKS: NONE

SUPPORTING COLLECTIVE TASKS

Task Number	Task Title	References
07-3-5054	Establish Radio Communications (Infantry/Mortar/Reconnaissance Platoon/Squad)	ARTEP 7-4-MTP ARTEP 7-5-MTP ARTEP 7-7J-MTP ARTEP 7-8-MTP ARTEP 7-90-MTP ARTEP 7-92-MTP

OPFOR TASKS AND STANDARDS

TASK: Conduct Electronic Combat (07-OPFOR-0021)

CONDITION: The OPFOR is conducting operations independently or as part of a larger force. All necessary personnel and equipment are available. The enemy is conducting command and control of operations using digital equipment, radio, messenger, or other tactical communications.

STANDARD: The OPFOR conducts electronic combat IAW the operation order and or commander's guidance. The OPFOR employs signal reconnaissance, electronic jamming, electronic protection measures, destruction, and electronic counterreconnaissance to disrupt the enemy command and control.

Note: During training exercises, the enemy commander or leader should select the size of the OPFOR element based on threat doctrine.

ARTEP 7-12-MTP

ELEMENT: RIFLE CO INF BN (BCT)

TASK: Occupy an Assembly Area (Infantry Company) (07-2-5126)

(FM 7-10)	(FM 100-14)	(FM 100-55)
(FM 101-5)	(FM 101-5-1)	(FM 101-5-2)
(FM 20-3)	(FM 20-32)	(FM 21-10)
(FM 21-18)	(FM 21-60)	(FM 24-35)
(FM 24-35-1)	(FM 7-12 (3-21.11))	(FM 7-85)

ITERATION: 1 2 3 4 5 M (Circle)

COMMANDER/LEADER ASSESSMENT: T P U (Circle)

CONDITIONS: The company is conducting operations as part of a higher headquarters and has received an operation order (OPORD) or fragmentary order (FRAGO) to occupy an assembly area (AA) at the location and time specified. All necessary personnel and equipment are available. The company has communications with higher, adjacent, and subordinate elements. The company has been provided guidance on the rules of engagement (ROE) and rules of interaction (ROI). Coalition forces and noncombatants may be present in the operational environment. Some iterations of this task should be conducted during limited visibility conditions. Some iterations of this task should be performed in MOPP4.

TASK STANDARDS: The company occupies the AA in accordance with (IAW) the order and or commander's guidance. The company enters the AA without stopping or blocking the route of march, moves all personnel and equipment to their assigned positions not later than (NLT) the time specified in the order, establishes priority of work, establishes local security, and maintains appropriate readiness condition (REDCON) levels. The company complies with the ROE and ROI.

TASK STEPS AND PERFORMANCE MEASURES	GO	NO-GO
<ul style="list-style-type: none"> * 1. Company leaders gain and or maintain situational understanding using information that is gathered from force XXI battle command brigade and Below (FBCB2) (if applicable), frequency modulated (FM) communications, maps, intelligence summaries, situation reports (SITREPs), and or other available information sources. * 2. Company commander receives an OPORD or FRAGO and issues warning order (WARNO) to the company using FBCB2, FM, or other tactical means. * 3. Company commander plans using troop-leading procedures. <ul style="list-style-type: none"> a. Conducts analysis based on factors of mission, enemy, terrain and weather, troops and support available, time available, civil considerations (METT-TC). <ul style="list-style-type: none"> (1) Considers the enemy's capabilities, likely courses of action (COAs), and specific weapons capabilities. b. Conducts a digital and or conventional map reconnaissance. <ul style="list-style-type: none"> (1) Identifies tentative rally points. (2) Identifies likely enemy avenues of approach. (3) Marks tentative dismount points on digital and conventional maps as appropriate. c. Plans and coordinates indirect fire support and or close air support, if available. d. Identifies direct fire responsibilities. e. Addresses actions on chance contact with the enemy. * 4. Company commander disseminates digital reports (if applicable), overlays, and other pertinent information to each platoon to keep them abreast of the situation. 		

TASK STEPS AND PERFORMANCE MEASURES	GO	NO-GO
<p>* 5. Company commander assigns personnel to perform quartering party duties IAW guidance and or TSOP.</p> <p style="padding-left: 20px;">a. Briefs personnel on company requirements for the quartering party.</p> <p>* 6. Company commander issues orders and instructions to include ROE and ROI.</p> <p style="padding-left: 20px;">a. Issues clear and concise taskings to platoons and or elements.</p> <p>7. Company conducts a rehearsal.</p> <p>8. Quartering party moves to and clears the release point (RP).</p> <p style="padding-left: 20px;">a. Assists in reconnaissance of the route and the proposed assembly area (AA).</p> <p style="padding-left: 20px;">b. Moves to and occupies AA.</p> <p style="padding-left: 20px;">c. Assists in improving and marking entrances, exits, and internal routes.</p> <p style="padding-left: 20px;">d. Assists in marking obstacles, mines, and contaminated areas.</p> <p style="padding-left: 20px;">e. Selects and marks tentative company vehicle, weapons, and dismounted team positions IAW OPORD, FRAGO, or TSOP.</p> <p style="padding-left: 20px;">f. Maintains surveillance and provides security of the area until the arrival of the company.</p> <p style="padding-left: 20px;">g. Posts guides with local security to guide company to its initial position.</p> <p>9. Company elements move to and clear the RP.</p> <p style="padding-left: 20px;">a. Move to and occupies AA.</p> <p style="padding-left: 20px;">b. Follow directions from guides and moves into marked positions.</p> <p style="padding-left: 20px;">c. Orient weapon systems to cover sectors of responsibility.</p> <p style="padding-left: 20px;">d. Follow proper cool-down procedures, shuts down engines simultaneously, if applicable.</p> <p>*10. Company commander or designated representative initiates AA activities.</p> <p style="padding-left: 20px;">a. Reviews organization of the AA with quartering party personnel.</p> <p style="padding-left: 20px;">a. Assigns each platoon a sector of the perimeter to ensure mutual support and to cover all gaps by observation and fire.</p> <p style="padding-left: 20px;">b. Designates section direct fire responsibilities.</p> <p style="padding-left: 20px;">c. Directs platoon leaders to prepare sector sketches.</p> <p style="padding-left: 20px;">d. Keeps higher headquarters informed of the status of the operation.</p> <p style="padding-left: 40px;">(1) Reports company's arrival at the AA.</p> <p style="padding-left: 40px;">(2) Reports completion of initial occupation of AA positions.</p> <p style="padding-left: 40px;">(3) Prepares and forwards situation reports (SITREPs) to higher headquarters, as necessary, throughout the operation .</p> <p style="padding-left: 20px;">e. Determines security procedures, REDCON level, and priorities of work.</p> <p>11. Company establishes and maintains local security under directions from the company commander.</p> <p style="padding-left: 20px;">b. Establishes patrols to prevent infiltration and to clear possible enemy observation posts (OPs) within assigned sector (if applicable).</p> <p style="padding-left: 20px;">c. Designates an OP and selects OP personnel.</p> <p style="padding-left: 20px;">d. Ensures the OP has communications with the company.</p> <p>Note: Warns the company of any enemy approach before the company is attacked (OP).</p> <p style="padding-left: 20px;">e. Camouflages equipment.</p> <p style="padding-left: 20px;">f. Enforces noise, light, and litter discipline.</p> <p style="padding-left: 20px;">f. Prepares primary fighting positions.</p> <p>12. Company elements conduct the following. (Based on the priority of work established by the company commander.) (Can vary by company TSOP and METT-TC factors.)</p>		

TASK STEPS AND PERFORMANCE MEASURES	GO	NO-GO
<p>a. Position weapon systems and assigns sectors of fire.</p> <p>b. Position other assets attached to the company.</p> <p>c. Establish wire communications.</p> <p>d. Designate final protective line (FPL) and final protective fires (FPFs).</p> <p>e. Clear fields of fire and prepare range cards and sector sketches.</p> <p>f. Camouflage the positions.</p> <p>g. Coordinate with adjacent elements left, right, forward, and to the rear, if applicable.</p> <p style="padding-left: 20px;">(1) Ensure there are no gaps between elements.</p> <p style="padding-left: 20px;">(2) Exchange information on OP locations and company signals.</p> <p>i. Improve primary fighting positions by adding such things as overhead cover.</p> <p>j. Prepare alternate positions, then supplementary positions.</p> <p>k. Establish a sleep and rest plan.</p> <p>l. Reconnoiter routes.</p> <p>m. Adjust positions or control measures as required.</p> <p>o. Dig trenches to connect positions.</p> <p>p. Stockpiles ammunition, food, and water.</p> <p>q. Continue to improve positions.</p> <p>13. Platoons forward a sector sketch to the company commander and keeps one for platoon use.</p> <p>14. Company performs field sanitation operations.</p> <p style="padding-left: 20px;">a. Maintains adequate supply of potable water.</p> <p style="padding-left: 20px;">b. Establishes latrines and hand washing facilities.</p> <p style="padding-left: 20px;">c. Performs personal hygiene activities.</p> <p>15. Company assumes specified readiness condition (REDCON) level, taking one of the following steps:</p> <p style="padding-left: 20px;">a. Assumes REDCON-1. (Be prepared to move immediately.)</p> <p>Note: A period of maximum preparedness, REDCON-1 ensures that all company personnel are alert and prepared for action immediately. Company elements, to include OPs, are recalled, and weapons are manned.</p> <p style="padding-left: 20px;">b. Assumes REDCON-2. (Be prepared to move in 15 minutes.)</p> <p>Note: Equipment is stowed except for wire and telephone equipment if used. Company weapons are manned. Company elements, OPs, and chemical alarms are still deployed.</p> <p style="padding-left: 20px;">c. Assumes REDCON-3. (Be prepared to move in 1 hour.)</p> <p>Note: Fifty percent of each element may stand down for feeding, rest, maintenance, or troop-leading procedures.</p> <p style="padding-left: 20px;">d. Assumes REDCON-4. (Be prepared to move in 2 hours.)</p> <p>Note: Seventy five percent of each element may stand down for feeding, rest, maintenance, or troop-leading procedures. Crew-served weapons within each infantry platoon are manned. OPs are manned.</p> <p>16. Company continues priority of work, including operations security (OPSEC), maintenance, resupply, and rest activities.</p> <p style="padding-left: 20px;">a. Maintains security IAW company commander's guidance, order and TSOP.</p> <p style="padding-left: 20px;">b. Increases REDCON levels progressively as required based on company commander's guidance or unit SOP.</p> <p>17. Company commander or designated representative conducts preparations for departing the AA (on receiving order).</p>		

TASK STEPS AND PERFORMANCE MEASURES	GO	NO-GO
a. Reconnoiters route and or calculates time distance for departing the AA, as directed. b. Conducts police call to ensure no equipment, supplies, or other items of tactical or intelligence value is left behind. c. Increases REDCON levels progressively as required based on higher headquarters' guidance or TSOP.		

TASK PERFORMANCE/EVALUATION SUMMARY BLOCK							
ITERATION	1	2	3	4	5	M	TOTAL
TOTAL TASK STEPS EVALUATED							
TOTAL TASK STEPS "GO"							
TRAINING STATUS "GO"/"NO-GO"							

"*" indicates a leader task step.

SUPPORTING INDIVIDUAL TASKS: NONE

SUPPORTING COLLECTIVE TASKS

Task Number	Task Title	References
07-2-1342	Conduct Tactical Movement (Infantry Company)	ARTEP 7-10-MTP
07-2-1396	Employ Obstacles (Infantry Company)	ARTEP 7-12-MTP ARTEP 7-10-MTP
07-2-2018	Conduct an Area or Zone Reconnaissance (Infantry Company)	ARTEP 7-12-MTP ARTEP 7-10-MTP
07-2-2072	Report Tactical Information (Infantry Company)	ARTEP 7-12-MTP ARTEP 7-10-MTP
07-2-3036	Integrate Indirect Fire Support (Infantry Company)	ARTEP 7-12-MTP ARTEP 7-10-MTP
07-2-5063	Conduct Risk Management (Infantry Company)	ARTEP 7-12-MTP ARTEP 7-10-MTP
07-2-5081	Conduct Troop-leading Procedures (Infantry Company)	ARTEP 7-12-MTP ARTEP 7-10-MTP
07-2-5090	Establish Communications (Infantry Company)	ARTEP 7-12-MTP ARTEP 7-10-MTP
07-2-5135	Operate a Command Post (Antiarmor/Infantry Company)	ARTEP 7-12-MTP ARTEP 7-10-MTP
07-2-5153	Prepare for Combat (Infantry Company)	ARTEP 7-12-MTP ARTEP 7-91-MTP ARTEP 7-10-MTP
07-2-6000	Conduct Active Air Defense Measures Against Hostile Aircraft (Infantry Company)	ARTEP 7-12-MTP ARTEP 7-10-MTP

ARTEP 7-12-MTP**SUPPORTING COLLECTIVE TASKS**

Task Number	Task Title	References
07-2-6018	Conduct Passive Air Defense Measures (Infantry Company)	ARTEP 7-12-MTP ARTEP 7-10-MTP
07-3-1270	Conduct Tactical Movement (Mounted or Dismounted) (Antiarmor/Infantry/Mortar/Reconnaissance Platoon/Squad)	ARTEP 7-12-MTP ARTEP 7-4-MTP ARTEP 7-5-MTP ARTEP 7-7J-MTP ARTEP 7-8-MTP ARTEP 7-90-MTP ARTEP 7-91-MTP ARTEP 7-92-MTP
07-3-1315	Employ Protective Obstacles (Antiarmor/Infantry/Mortar/Reconnaissance Platoon/Squad)	ARTEP 7-4-MTP ARTEP 7-5-MTP ARTEP 7-7J-MTP ARTEP 7-8-MTP ARTEP 7-90-MTP ARTEP 7-91-MTP ARTEP 7-92-MTP
07-3-2009	Conduct an Area or Zone Reconnaissance (Infantry/Reconnaissance Platoon/Squad)	ARTEP 7-4-MTP ARTEP 7-5-MTP ARTEP 7-7J-MTP ARTEP 7-8-MTP ARTEP 7-92-MTP
07-3-2054	Report Tactical Information (Infantry/Mortar/Reconnaissance Platoon/Squad)	ARTEP 7-4-MTP ARTEP 7-5-MTP ARTEP 7-7J-MTP ARTEP 7-8-MTP ARTEP 7-90-MTP ARTEP 7-92-MTP
07-3-3009	Employ Fire Support (Infantry/Reconnaissance Platoon/Squad)	ARTEP 7-4-MTP ARTEP 7-5-MTP ARTEP 7-7J-MTP ARTEP 7-8-MTP ARTEP 7-92-MTP
07-3-4018	Perform Resupply Operations (Antiarmor/Infantry/Mortar/Reconnaissance Platoon/Squad)	ARTEP 7-4-MTP ARTEP 7-5-MTP ARTEP 7-7J-MTP ARTEP 7-8-MTP ARTEP 7-90-MTP ARTEP 7-91-MTP ARTEP 7-92-MTP
07-3-5027	Conduct Risk Management (Infantry/Mortar/Reconnaissance Platoon/Squad)	ARTEP 7-4-MTP ARTEP 7-5-MTP

SUPPORTING COLLECTIVE TASKS

Task Number	Task Title	References
07-3-5036	Conduct Troop-leading Procedures (Infantry/Mortar/Reconnaissance Platoon/Squad)	ARTEP 7-7J-MTP ARTEP 7-8-MTP ARTEP 7-90-MTP ARTEP 7-92-MTP ARTEP 7-4-MTP
07-3-5054	Establish Radio Communications (Infantry/Mortar/Reconnaissance Platoon/Squad)	ARTEP 7-5-MTP ARTEP 7-7J-MTP ARTEP 7-8-MTP ARTEP 7-90-MTP ARTEP 7-92-MTP ARTEP 7-4-MTP
07-3-5063	Occupy an Assembly Area (Infantry/Mortar/Reconnaissance Platoon/Squad)	ARTEP 7-5-MTP ARTEP 7-7J-MTP ARTEP 7-8-MTP ARTEP 7-90-MTP ARTEP 7-92-MTP ARTEP 7-4-MTP
07-3-5081	Prepare for Combat (Infantry/Mortar/Reconnaissance Platoon/Squad)	ARTEP 7-5-MTP ARTEP 7-7J-MTP ARTEP 7-8-MTP ARTEP 7-90-MTP ARTEP 7-92-MTP ARTEP 7-4-MTP
07-3-6000	Conduct Active Air Defense Measures Against Hostile Aircraft (Antiarmor/Infantry/Mortar/Reconnaissance Platoon/Squad)	ARTEP 7-5-MTP ARTEP 7-7J-MTP ARTEP 7-8-MTP ARTEP 7-90-MTP ARTEP 7-92-MTP ARTEP 7-4-MTP
07-3-6009	Conduct Passive Air Defense Measures (Infantry/Mortar/Reconnaissance Platoon/Squad)	ARTEP 7-5-MTP ARTEP 7-7J-MTP ARTEP 7-8-MTP ARTEP 7-90-MTP ARTEP 7-92-MTP ARTEP 7-4-MTP

OPFOR TASKS AND STANDARDS

TASK: Conduct Reconnaissance (07-OPFOR-0010)

CONDITION: The OPFOR is conducting operations independently or as part of a larger force. The OPFOR is directed to obtain tactical information pertaining to enemy's location, disposition, intent, and or activities. All assigned OPFOR equipment and personnel are available. The OPFOR has engineer support available.

STANDARD: The OPFOR conducts the reconnaissance mission by penetrating the enemy's outposts with mounted or dismounted patrols, and obtaining and reporting required information IAW the OPORD and or commander's guidance. The OPFOR maintains focus; continuity; aggressiveness; timeliness; camouflage, concealment, and deception; accuracy; and reliability. The OPFOR reconnaissance elements complete the reconnaissance mission undetected.

Note: During training exercises, the enemy unit commander or leader should select the size of the OPFOR element based on threat doctrine.

TASK: Maintain Operations Security (07-OPFOR-0023)

CONDITION: The OPFOR is conducting operations independently or as part of a larger force. The OPFOR prevents the enemy from obtaining information about its operations and or intent. All necessary personnel and equipment are available.

STANDARD: The OPFOR maintains operations security IAW the operation order and or commander's guidance. The OPFOR denies information to the enemy by maintaining physical security, signal security, and information security. The OPFOR identifies and eliminates indicators that can be exploited by hostile intelligence organizations.

Note: During training exercises, the enemy commander or leader should select the size of the OPFOR element based on threat doctrine.

TASK: Conduct an Ambush (07-OPFOR-0025)

CONDITION: The OPFOR is conducting operations independently or as part of a larger force. The OPFOR is directed to conduct an ambush along a suspected enemy route or avenue of approach. All assigned OPFOR equipment and personnel are available. The OPFOR has indirect fire support available.

STANDARD: The OPFOR conducts the ambush IAW the OPORD and or commander's guidance. The OPFOR conducts aggressive maneuver from concealed positions and delivers accurate coordinated fires to kill or capture enemy personnel and destroy, disable, or capture the enemy's equipment and supplies. The OPFOR withdraws from the ambush site, reorganizes and consolidates, and continues with follow-on mission.

Note: During training exercises, the enemy commander or leader should select the size of the OPFOR element based on threat doctrine.

TASK: Conduct Biological/Chemical Operations (07-OPFOR-0027)

CONDITION: The OPFOR is conducting defensive or offensive operations independently or as part of a larger force. A decision has been made to employ biological or chemical weapons. Wind and weather conditions are right for the employment of biological or chemical weapons. All assigned OPFOR equipment and personnel are available.

STANDARD: The OPFOR conducts biological and or chemical operations IAW the OPORD and or commander's guidance. The OPFOR attacks the enemy with nerve, blood, blister, choking, incapacitant, and or irritant agents or pathogenic microbes and or microorganism toxins. The OPFOR delivers agents and or toxins using aircraft, multiple rocket launchers, artillery, mines, rockets, missiles, and or special operations forces. The OPFOR causes disruption of enemy operations, suspension of operations, and or casualties.

Note: During training exercises, the enemy commander or leader should select the size of the OPFOR element based on threat doctrine.

ARTEP 7-12-MTP

ELEMENT: RIFLE CO INF BN (BCT)

TASK: Operate a Command Post (Antiarmor/Infantry Company) (07-2-5135)

(FM 7-10)	(FM 100-14)	(FM 100-5)
(FM 100-55)	(FM 101-5)	(FM 101-5-1)
(FM 101-5-2)	(FM 20-3)	(FM 21-10)
(FM 21-60)	(FM 23-23)	(FM 24-1)
(FM 24-35)	(FM 24-35-1)	(FM 34-8)
(FM 44-8)	(FM 7-12 (3-21.11))	(FM 7-85)

ITERATION: 1 2 3 4 5 M (Circle)

COMMANDER/LEADER ASSESSMENT: T P U (Circle)

CONDITIONS: The company is conducting operations as part of a higher headquarters and is required to operate the company command post (CP) to monitor and control operations. All necessary personnel and equipment are available. The company has communications with higher, adjacent, and subordinate elements. The company has been provided guidance on the rules of engagement (ROE) and rules of interaction (ROI). Coalition forces and noncombatants may be present in the operational environment. Some iterations of this task should be conducted during limited visibility conditions. Some iterations of this task should be performed in MOPP4.

TASK STANDARDS: The company operates the CP in accordance with (IAW) the tactical standing operating procedures (TSOP), the order, and or higher commander's guidance. The CP provides communications with higher, subordinate, adjacent, and supporting units; assists the company commander in planning, coordinating, and issuing company OPORDs; and supports continuous operations by the company. The CP maintains situational understanding by receiving, processing, recording, plotting, tracking, and reporting information. The company complies with the ROE and ROI.

TASK STEPS AND PERFORMANCE MEASURES	GO	NO-GO
<ul style="list-style-type: none"> * 1. Company leaders gain and or maintain situational understanding using information that is gathered from force XXI battle command brigade and below (FBCB2) (if applicable), frequency modulated (FM) communications, maps, intelligence summaries, situation reports (SITREPs), and or other available information sources. * 2. Company commander receives an OPORD or FRAGO and issues warning order (WARNO) to the company using FBCB2, FM, or other tactical means. * 3. Company commander conducts troop-leading procedures with emphasis on the following: <ul style="list-style-type: none"> a. Conducts a digital and or conventional map reconnaissance. <ul style="list-style-type: none"> (1) Identifies primary and alternate command post (CP) locations. (2) Identifies likely enemy avenues of approach, as appropriate. (3) Marks tentative dismount points on digital and conventional maps as appropriate. b. Plans security requirements. c. Plans communication requirements. d. Plans for continuous operation. e. Addresses actions on chance contact with the enemy, while moving. f. Considers the enemy's capabilities, likely courses of action (COAs), and specific weapons capabilities. g. Coordinates and synchronizes activities within each battlefield operating system (BOS). 		

TASK STEPS AND PERFORMANCE MEASURES	GO	NO-GO
<p>* 4. Company commander and reconnaissance element conducts the reconnaissance based on factors of mission, enemy, terrain and weather, troops and support available, time available, civil considerations (METT-TC).</p> <ol style="list-style-type: none"> a. Enters way points into position navigation (POSNAV) equipment to aid navigation. b. Pinpoints the primary and alternate CP locations. c. Establishes security. d. Verifies and updates intelligence information. e. Leaves a surveillance team to observe the location, if necessary. f. Returns to the company position. <p>* 5. Company commander or designated representative positions CP.</p> <ol style="list-style-type: none"> a. Moves on covered and concealed routes to the rear of company combat elements. b. Completes all communications checks. c. Positions the CP in a static position (assembly area, battle position, and so forth). <ol style="list-style-type: none"> (1) Positions the CP away from natural lines of drift and key terrain features. (2) Collocates the company CP with a platoon CP, if added security is required. (3) Camouflages CP to prevent detection from ground and air. d. Moves CP. <ol style="list-style-type: none"> (1) Designates where the CP will move. (2) Halts in concealed, terrain-masked positions with or to the rear of company overwatch or support by fire element. (3) Maintains radio communications with higher headquarter's CP and subordinate elements throughout the operation. (4) Conducts reconnaissance of terrain forward, to the rear, and to the flanks of the unit's position, as required. <p>6. CP establishes security and conducts operations.</p> <ol style="list-style-type: none"> a. Establishes security before main element arrives. b. Operates as the net control station (NCS) for the company command net. c. Provides all-round protection for the CP main element at the site. d. Monitors company and battalion radio nets and fire direction net as needed. e. Manages the flow of information between the company and higher headquarters. f. Positions observation posts (OPs) on likely avenues of approach and verify OPs are as far forward as possible while still being within small-arms support range. <p>Note: The CP should maintain wire communications with OPs, if possible.</p> <ol style="list-style-type: none"> g. Maintains an operations log and operations map, continuously tracks operations. <ol style="list-style-type: none"> (1) Updates and maintains the locations of subordinate and adjacent units. h. Provides commander and subordinate leaders with periodic updates of friendly/enemy units to the front, flanks, and rear, and information on civilian personnel and activities. i. Reports the unit location in a secure manner (FM voice and or digital) when required. j. Records and plots all spot reports and forwards them to higher headquarters. 		

ARTEP 7-12-MTP

TASK STEPS AND PERFORMANCE MEASURES	GO	NO-GO
k. Processes information, prepares and submits all reports (FM voice and or digital) IAW the TSOP to higher headquarters. l. Forwards battalion orders and other critical information to company commander, if applicable. m. Distributes air attack warnings to all company elements. n. Maintains accurate status reports for all subordinate elements (for example, combat power and maintenance status, classes of supply, precombat inspection [PCI] completion, and so forth). o. Performs company nuclear, biological, chemical (NBC) defense activities. p. Upgrades security measures to include booby traps, trip wires, listening devices, and patrols. q. Plans and coordinates CSS for the company, assisted by the company 1SG. r. Emplaces nuclear, biological, and chemical (NBC) alarms upwind. s. Supervises radiological monitoring, chemical detection, and decontamination operations. t. Conducts continuous operations. (1) Cross-trains personnel. (2) Establishes CP work schedule and sleep plan. (3) Ensures key decision-makers get sleep. 7. CP moves to alternate location as directed by the company commander or dictated by factors of METT-TC.		

TASK PERFORMANCE/EVALUATION SUMMARY BLOCK							
ITERATION	1	2	3	4	5	M	TOTAL
TOTAL TASK STEPS EVALUATED							
TOTAL TASK STEPS "GO"							
TRAINING STATUS "GO"/"NO-GO"							

"*" indicates a leader task step.

SUPPORTING INDIVIDUAL TASKS: NONE

SUPPORTING COLLECTIVE TASKS

Task Number	Task Title	References
07-2-1396	Employ Obstacles (Infantry Company)	ARTEP 7-10-MTP ARTEP 7-12-MTP
07-2-2018	Conduct an Area or Zone Reconnaissance (Infantry Company)	ARTEP 7-10-MTP ARTEP 7-12-MTP
07-2-2072	Report Tactical Information (Infantry Company)	ARTEP 7-10-MTP ARTEP 7-12-MTP
07-2-5009	Conduct a Rehearsal (Infantry Company)	ARTEP 7-10-MTP ARTEP 7-12-MTP
07-2-5063	Conduct Risk Management (Infantry Company)	ARTEP 7-10-MTP ARTEP 7-12-MTP

SUPPORTING COLLECTIVE TASKS

Task Number	Task Title	References
07-2-5081	Conduct Troop-leading Procedures (Infantry Company)	ARTEP 7-10-MTP ARTEP 7-12-MTP
07-2-5090	Establish Communications (Infantry Company)	ARTEP 7-10-MTP
07-2-6063	Maintain Operations Security (Infantry Company)	ARTEP 7-12-MTP ARTEP 7-10-MTP ARTEP 7-12-MTP

OPFOR TASKS AND STANDARDS: NONE

ARTEP 7-12-MTP

- ELEMENTS:** RIFLE CO INF BN (BCT)
 COMPANY HEADQUARTERS
 SNIPER TEAM
 3 RIFLE PLATOON HQS
 3 VEHICLE SECTIONS
 9 RIFLE SQUADS
 3 WEAPONS SQUADS
 MORTAR SECTION
 MEDIUM GUN SYSTEM PLATOON
 FIRE SUPPORT TEAM

TASK: Prepare for Combat (Infantry Company) (07-2-5153)
 (FM 7-10) (FM 100-5) (FM 101-5)
 (FM 101-5-1) (FM 24-35) (FM 24-35-1)
 (FM 7-12 (3-21.11)) (FM 7-85)

ITERATION: 1 2 3 4 5 M (Circle)

COMMANDER/LEADER ASSESSMENT: T P U (Circle)

CONDITIONS: The company is conducting operations as part of a higher headquarters and has received an operation order (OPORD) or fragmentary order (FRAGO) to conduct a mission at the location and time specified. The company is presently occupying an assembly area (AA). All necessary personnel and equipment are available. The company has communications with higher, adjacent, and subordinate elements. The company has been provided guidance on the rules of engagement (ROE) and rules of interaction (ROI). Coalition forces and noncombatants may be present in the operational environment. Some iterations of this task should be performed in MOPP4.

TASK STANDARDS: The company prepares for combat in accordance with (IAW) the tactical standing operating procedures (TSOP), the order, and or higher commander's guidance. The company rehearses the plan/mission, conducts inspections, requests additional combat support (CS) and combat service support (CSS) assets, and ensures attachments are prepared for the mission.

TASK STEPS AND PERFORMANCE MEASURES	GO	NO-GO
* 1. Company leaders gain and or maintain situational understanding using information that is gathered from force XXI battle command brigade and below (FBCB2), frequency modulated (FM) communications, maps, intelligence summaries, situation reports (SITREPs), and other available information sources. * 2. Company commander receives an OPORD or FRAGO and issues warning order (WARNO) to the company using FBCB2, FM, or other tactical means. a. Provides subordinates two-thirds of available time to develop their plans, brief soldiers, and conduct rehearsals. * 3. Company commander confirms friendly and enemy situations. a. Receives an updated digital report showing the location of forward and adjacent friendly elements, if applicable. b. Receives an updated enemy situational template for added fratricide prevention and increased force protection, if applicable. c. Clarifies priority intelligence requirement (PIR) requirements. d. Confirms any changes to the company task or purpose. e. Confirms any changes to the scheme of maneuver. * 4. Company commander plans mission using troop-leading procedures.		

TASK STEPS AND PERFORMANCE MEASURES	GO	NO-GO
<ul style="list-style-type: none"> a. Organizes company as necessary to accomplish the mission and or compensate for combat losses. b. Coordinates plans and actions with higher, adjacent, and supporting units. <ul style="list-style-type: none"> (1) Coordinates fire plans. (2) Coordinates and or confirms scheme of maneuver. (3) Updates and or confirms current intelligence. (4) Coordinates control measures. (5) Coordinates communications and signals. (6) Coordinates time schedules. (7) Coordinates support requirements. <p>* 5. Company commander or designated representative receives attachments.</p> <ul style="list-style-type: none"> a. Briefs attachments. <ul style="list-style-type: none"> (1) Mission and the commander's intent. (2) Attachments' tasks. (3) TSOP. (4) Overall plan. (5) Recent enemy activities. (6) Recent company activities. b. Ensures subordinate element linkup. <p>* 6. Company leaders supervise mission preparation.</p> <ul style="list-style-type: none"> a. Conducts confirmation briefs for key leaders. b. Directs subordinate elements to prepare all field-expedient equipment needed for their tasks. c. Coordinate and supervise resupply operations. d. Supervises vehicle commander's and or subordinate leader's precombat checks (PCCs). <ul style="list-style-type: none"> (1) Before-operations preventive maintenance checks and services (PMCS) conducted for vehicles, weapon systems, communications, and NBC and ancillary equipment. (2) PMCS deficiencies repaired and or reported to maintenance elements, as applicable. (3) Prepare-to-fire checks conducted for all weapon systems. (4) Weapon systems boresighted if applicable. (5) Weapons test-fired if possible. (6) Communications (FM voice and digital) frequencies set on each radio IAW OPORD or TSOP. (7) Operational checks conducted on night vision devices (NVD), NBC materials, and special equipment. (8) Vehicles loaded IAW the unit load plan and or TSOP. (9) Vehicles, equipment, and personnel resupplied. <ul style="list-style-type: none"> (a) Rations and water. (b) POL. (c) Ammunition and pyrotechnics. (d) Batteries for all equipment. (10) Vehicles camouflaged to match area of operations, time and material permitting. (11) Personnel in correct uniform. (12) Personnel briefback of mission, commander's intent, and their specific responsibilities. (13) Personnel briefback of ROE and ROI, civil-military relationships and specific operational limitations. (14) PCC status reported to company commander. 		

TASK STEPS AND PERFORMANCE MEASURES	GO	NO-GO
<p>7. Leaders conduct inspections.</p> <ul style="list-style-type: none"> a. Assign areas of responsibility for the inspection. b. Determine timeline for inspection requirements. c. Designate representatives to inspect required areas and or items. <ul style="list-style-type: none"> (1) Ensure present, functional, clean, and or complete (2) Leaders inspect selected areas and or items. d. Tests key leaders' knowledge of mission. <ul style="list-style-type: none"> (1) Inspects for correct map and overlays (for example, acetate and or digital) if applicable. (2) Briefbacks ROE and ROI, civil-military relationships and specific operational limitations. <p>* 8. Company commander plans and supervises rehearsals.</p> <ul style="list-style-type: none"> a. Rehearses mission-specific tasks. b. Selects rehearsal type and technique. c. Includes air defense, fire support, and engineer requirements. d. Identifies problem areas, contingency actions, movement reaction times, and coordination requirements. e. Ensures battlefield operating system (BOS) synchronization. f. Plans security. <p>* 9. Company commander modifies plan based on sustainment of combat operations.</p> <ul style="list-style-type: none"> a. Determines ammunition, supply, and service requirements. b. Issues guidance on individual loads. <ul style="list-style-type: none"> (1) Combat load (fighting load, approach march load). (2) Sustainment load. c. Determines transportation requirements, based on XO and or 1SG input. d. Directs supply techniques to support the tactical plan. e. Directs requisition and distribution of special equipment and supplies. f. Establishes and enforces company rest plan. <p>10. Company continues reconnaissance during mission preparation.</p> <p>*11. Company commander monitors actions of higher, adjacent, and supporting units.</p> <p>12. Company updates combat critical information to higher, adjacent, and supporting units.</p>		

TASK PERFORMANCE/EVALUATION SUMMARY BLOCK							
ITERATION	1	2	3	4	5	M	TOTAL
TOTAL TASK STEPS EVALUATED							
TOTAL TASK STEPS "GO"							
TRAINING STATUS "GO"/"NO-GO"							

"*" indicates a leader task step.

SUPPORTING INDIVIDUAL TASKS: NONE

SUPPORTING COLLECTIVE TASKS

Task Number	Task Title	References
07-2-5009	Conduct a Rehearsal (Infantry Company)	ARTEP 7-10-MTP ARTEP 7-12-MTP
07-2-5054	Conduct Risk Management (Antiarmor Company/Platoon)	ARTEP 7-91-MTP
07-2-5081	Conduct Troop-leading Procedures (Infantry Company)	ARTEP 7-10-MTP
07-3-5000	Conduct a Rehearsal (Infantry/Mortar/Reconnaissance Platoon/Squad)	ARTEP 7-12-MTP ARTEP 7-4-MTP ARTEP 7-5-MTP ARTEP 7-7J-MTP ARTEP 7-8-MTP ARTEP 7-90-MTP ARTEP 7-92-MTP
07-3-5027	Conduct Risk Management (Infantry/Mortar/Reconnaissance Platoon/Squad)	ARTEP 7-4-MTP ARTEP 7-5-MTP ARTEP 7-7J-MTP ARTEP 7-8-MTP ARTEP 7-90-MTP ARTEP 7-92-MTP
07-3-5036	Conduct Troop-leading Procedures (Infantry/Mortar/Reconnaissance Platoon/Squad)	ARTEP 7-4-MTP ARTEP 7-5-MTP ARTEP 7-7J-MTP ARTEP 7-8-MTP ARTEP 7-90-MTP ARTEP 7-92-MTP
07-3-5081	Prepare for Combat (Infantry/Mortar/Reconnaissance Platoon/Squad)	ARTEP 7-4-MTP ARTEP 7-5-MTP ARTEP 7-7J-MTP ARTEP 7-8-MTP ARTEP 7-90-MTP ARTEP 7-92-MTP

OPFOR TASKS AND STANDARDS: NONE

CHAPTER 6

External Evaluation

6-1. **General.** An external evaluation is conducted to evaluate the unit's ability to perform its missions. This chapter is a guide for preparing an external evaluation. Using units may modify this evaluation, based on the factors of mission, enemy, terrain, troops, time available, and civil considerations (METT-TC) or other considerations as deemed appropriate by the commander or leader. Selected training and evaluation outlines (T&EOs) in Chapter 5 are used for evaluation that involves the total unit and employs a realistic OPFOR and the use of multiple integrated laser engagement system (MILES). At the end of the evaluation, the unit and evaluating commander or leader can identify the strengths and weaknesses of the evaluated unit. These strengths and weaknesses are the basis for future training and resource allocations.

6-2. **Prepare the Evaluation.** The evaluating unit commander must standardize evaluation procedures to accurately measure the unit's capabilities.

a. *Prepare the Evaluation Instrument.* The example evaluation scenario in Table 6-1 contains the tasks necessary to develop the scenario and execute the evaluation. Selective tailoring is required, because it is not possible to evaluate every task. The following procedures are suggested for developing the evaluation.

EVENT	ACTION	ESTIMATED TIME ALLOCATED		PROPOSED TIME FRAME
1	Conduct preevaluation activities (for example, install, align, and troubleshoot MILES equipment; conduct inspections, draw equipment and ammunition).	Before start time		
2	Conduct advance party activities	1 hr.	Day 1	0800
3	Move to and Occupy Assembly Area	2 hr.		0900
4	Receive OPORD	15 min.		1115
5	Plan Operations using the TLPs	2 hr.		1130
6	Prepare for Operations	30 min.		1330
7	Conduct a Rehearsal	2 hr.		1400
8	Conduct a Passage of Lines as Passing Unit	3 hr.		1600
9	Conduct an Area or Zone Reconnaissance	6 hr.		1900
10	Intermediate After-action Review (AAR)	1 hr.	Day 2	0130
11	Cross a Water Obstacle	2 hr.		0800
12	Conduct a Link-up	2 hr.		1000
13	Conduct a Movement to Contact	10 hr.		1200
14	Conduct Intermediate AAR	1 hr.		2200
15	Depart field location (Administrative move)		Day 3	0800
16	Conduct Final AAR	2 hr.		1300
Total Time: 34 hr, 45 min				
Times shown are for demonstration purposes only and should not be used for planning.				

Table 6-1. Example of an evaluation scenario.

(1) Identify the missions for evaluating each echelon or element by using Chapter 2. Record the selected missions in the unit's proficiency work sheet (Figure 6-1).

UNIT: _____ DATE: _____						
No.	Unit Mission/Task	Section/ Squad	Section/ Squad	Section/ Squad	Section/ Squad	Unit Overall Rating & Remarks
		GO	GO	GO	GO	
		NO-GO	NO-GO	NO-GO	NO-GO	
		GO	GO	GO	GO	
		NO-GO	NO-GO	NO-GO	NO-GO	
		GO	GO	GO	GO	
		NO-GO	NO-GO	NO-GO	NO-GO	
		GO	GO	GO	GO	
		NO-GO	NO-GO	NO-GO	NO-GO	
		GO	GO	GO	GO	
		NO-GO	NO-GO	NO-GO	NO-GO	
		GO	GO	GO	GO	
		NO-GO	NO-GO	NO-GO	NO-GO	
		GO	GO	GO	GO	
		NO-GO	NO-GO	NO-GO	NO-GO	
		GO	GO	GO	GO	
		NO-GO	NO-GO	NO-GO	NO-GO	
		GO	GO	GO	GO	
		NO-GO	NO-GO	NO-GO	NO-GO	
		GO	GO	GO	GO	
		NO-GO	NO-GO	NO-GO	NO-GO	
* If more space is required for remarks, use the back of this form.						

Figure 6-1. Example of a unit's proficiency work sheet.

(2) List each mission on a task summary sheet (Figure 6-2).

TASK SUMMARY SHEET			
Mission:			
Task Title	T&EO Number	Evaluation	
		Go	No Go
<p>Observer/Controller's Signature: _____</p> <p>Note: A separate task summary sheet will be prepared for each mission evaluated. Observer/Controller's comments may be placed on an enclosure to the task summary sheet.</p>			

Figure 6-2. Example of a task summary sheet.

(3) Select the tasks for the evaluation of every mission. List the selected tasks on the Task Summary Sheets that are used for recording the results of the evaluation.

(4) Compile the selected missions and tasks in the order they logically occur in the detailed scenario. Group the selected missions and tasks in parts for continuous operations. (Table 6-1 is an example of an evaluation scenario.) Parts can be interrupted at logical points to assess MILES casualties and conduct in-process AARs.

b. *Forecast and Requisition Resources.* Adequate training ammunition, equipment and supplies must be forecasted and requisitioned. Table 6-2 is a consolidated list of support requirements for this evaluation and is an example only. It is based on experiences with the scenario in Table 6-1. The evaluating headquarters will prepare its own consolidated support requirements.

CONSOLIDATED SUPPORT REQUIREMENTS			
Ammunition		Quantity	
5.56-mm (Blank)		150 Rounds for Each Rifleman	
5.56-mm (Blank)		400 M249 Machine Guns	
7.62-mm (Blank)		400 M240B Machine Guns	
Hand Grenade (Practice)		2 for Each Rifleman	
Hand Grenade Fuse (Practice)		2 for Each Rifleman	
Batteries--BA 200 (6-volt)		36 Each	
Batteries--BA 3090 (9-volt)		1,020 Each	
MILES Equipment	Platoon	Evaluators	Opposing Force
M4 MILES Kit	24		6
M240B MG MILES Adaptor	2		1
M249 Machine Gun	6		1
Controller Gun		4	
Small-arms Alignment Fixture		1	
Javelin	3		1
This table is an example only and is not intended to reflect all or any of the MILES equipment required by a unit to conduct an exercise.			

Table 6-2. Example consolidated support requirements.

c. *Select and Prepare the Field Evaluation Site.* Required size, type of terrain, OPFOR and administrative requirements form the basis for site selection. For this evaluation an area of _____meters X _____ meters was selected. The OPFOR is positioned according to enemy doctrine. The site must provide space for the administrative area that is required to support the evaluation.

d. *Plan Indirect Fire Simulation.* Because it greatly influences the outcome of battles, reaction to indirect fire is an important consideration of the evaluation. Indirect fire simulation requires considerable planning to achieve realism.

(1) The fire marker control system outlined in TC 25-6 is a recommended method of simulating indirect fire. Due to the amount of required resources, this method may be difficult to support.

(2) The commander may use the evaluation control headquarters method or the simulation without OPFOR method to evaluate the unit's ability to react to indirect fire. If the evaluation control headquarters method is used, the OPFOR will initiate a call for fire to the evaluation control headquarters that will simulate the tactical fire direction center. The control headquarters would then relay the delivery data to the observers and or controllers who would mark the impact of the round with artillery simulators and assess appropriate casualties. The observer and or controller may ignite artillery simulators and observe the unit's reactions if an OPFOR is not used. FM 7-0 (25-100) and FM 7-1 (25-101) provide assessment and computation tables, which may be used to determine casualties. Indirect fire simulation must be realistic and limited to what the unit could reasonably expect under combat conditions.

6-3. **Selecting and Training Observers and or Controllers.** Evaluators must be highly qualified to enhance the training experience for the evaluated unit by providing valid, credible observations. The evaluator should be equal or senior in rank to the leader being evaluated. Ideally, the evaluator should have held the position himself, as it lends credibility to his role. Selected observers and or controllers should as a minimum--

- Be familiar with the evaluated organization's METL.
- Be tactically and technically proficient in the tasks evaluated.
- Know the evaluation standards.
- Follow the tactical and field (TSOPs) for the organization being evaluated.
- Apply relevant information about the evaluated unit, such as wartime missions, personnel turbulence, leader fill, and equipment status.
- Be trained and rehearsed.
- Know the terrain. (Conduct a reconnaissance when possible.)
- Know OPFOR training objective.

a. Observer and or controller standardize administration of the evaluation by understanding the following functional areas:

(1) **Evaluation design.** Each part is designed to evaluate specific missions or tasks within the overall scenario. Observer and or controller must thoroughly understand the evaluation and correctly implement it.

(2) **Multiple integrated laser engagement system.** Each observer and or controller, regardless of position, must have full knowledge of the unit's weapons and vehicles and must also thoroughly understand the MILES system being used. The unit commander is responsible for ensuring that all MILES equipment is functional before each part of the scenario.

(3) **Evaluation control system.** This system ensures that the evaluation is administered in a consistent and standardized manner and that correct data is collected for the final evaluation. It includes the following elements:

- Rules of engagement.
- Observer and or controller duties and responsibilities.
- Communication systems.
- Evaluation data collection plan.

b. A recorder or recorders should be designated by the evaluation control headquarters to receive "kill" information or results and time data from the observers and or controllers.

6-4. **Documentation.** The evaluating headquarters develops the data recording instruments for the observers and or controllers. The unit data sheet, in Figure 6-3, documents demographic information that may reflect on a unit's performance. The environmental data sheet, in Figure 6-4 on page 6-7, documents weather information in order to compare missions under differing environmental conditions. The personnel and equipment loss report, in Figure 6-5 on page 6-7, documents information that may affect the unit's degree of success during engagements with the OPFOR.

UNIT DATA SHEET						
1. UNIT DESIGNATION:			DATE:			
2. UNIT LEADERS: (CIRCLE MOST CORRECT ANSWER)						
POSITION	RANK	TIME IN UNIT (MONTHS)				
Company Commander	CPT	1-3	4-6	7-12	13-18	> 19
Platoon Sergeant	SFC	1-3	4-6	7-12	13-18	> 19
Section/Squad Leader	SSG	1-3	4-6	7-12	13-18	> 19
Section/Squad Leader	SSG	1-3	4-6	7-12	13-18	> 19
And so on.						
3. UNIT STRENGTH (EXCLUDING LEADERS):						
4. EQUIPMENT SHORTAGES (MAJOR ITEMS):						
5. COMMENTS:						
OBSERVER/CONTROLLER'S SIGNATURE: _____						

Figure 6-3. Example of a unit data sheet.

the conditions under which the evaluation is administered. The unit should face an opponent that realistically resembles the enemy in strength, weapons, and skill.

a. *Selection.* Any qualified skill level 1 or 2 soldier can serve as OPFOR. Ideally, they should be a small cohesive unit under the control of their leader or commander.

b. *Training.* The OPFOR must understand the following six major areas:

- Installation and operation of the MILES devices.
- ROE.
- Enemy small unit tactics.
- Selected training scenarios.
- OPFOR weapons and equipment, if available.
- Safety procedures.

c. *Opposing Force Strength.*

(1) **Offense.** Using MILES, the unit should outnumber the OPFOR three to one if an attack is to be successful. If the OPFOR is stronger than this ratio, only the most exceptional unit will be successful. They must be armed with weapons capable of defeating any of the unit's assets. As a general rule, the OPFOR should be strong enough to offer the unit a realistic challenge, but one that the unit can defeat when proper tactics are employed.

(2) **Defense.** The OPFOR, at a minimum, should have a three-to-one ratio of superiority because anything less will not have sufficient weapons and ammunition to conduct a successful attack. It must be more than merely a series of targets to be destroyed. The OPFOR should be allowed to plan their own attack for each mission and not be forced into a "canned" attack that all units will quickly defeat. Once the OPFOR establishes its plan, it must use the same plan for all other like units for that event in order to maintain the objectivity and standardization of the evaluation.

6-6. **Conduct the Evaluation.** Evaluations are divided into three distinct areas. Each area requires a different degree of preparation and coordination.

a. *Pre-evaluation.*

(1) The senior observer and or controller and all other observers and or controllers must reconnoiter the evaluation area to know the unit's boundaries, disposition of the OPFOR, and the most likely avenues of approach throughout the field evaluation site's area of operation.

(2) The unit must prepare an OPORD and FRAGO to control the exercise. An order is prepared for each mission in the evaluation scenario.

(3) Unit preparatory activities include installation and troubleshooting of MILES equipment, loading vehicles, conducting inspections, and performing other logistics and administrative actions as required.

(4) The OPFOR is placed in position and briefed while the unit is conducting its preparatory activities.

(5) In this evaluation scenario, the unit is issued a movement order to move to an assembly area. When the assembly area has been occupied, the OPORD is issued. The observers and or controllers should make a functions check of the equipment after the unit occupies the assembly area and after the unit leaders have issued their instructions.

b. *Evaluation.*

(1) The evaluation team controls the evaluation in two ways. First, it uses measures established in both the movement order and in paragraphs 3 and 5 in the OPORD or FRAGO. Second, the team controls the evaluation through the team commander (simulated by the senior observer and or controller for this evaluation) on the team net. The team does not control in the traditional sense; instead, it accompanies the unit as observers. Only the senior observer and or controller has direct verbal contact with the unit commander. All other observers and or controllers do not speak to, aid, advise, point out positions, or in any way influence the unit's performance except for a possible or actual safety issue or emergency. Observers and or controllers are neutral throughout the evaluation.

(2) Once the senior observer and or controller issues the OPORD and movement order, the unit commander executes the events and actions prescribed in the first part of the evaluation scenario within the estimated time. From this point on, all successive parts begin with a FRAGO.

(3) The senior observer and or controller terminates a part when the unit has completed all the events and actions in a particular area or has suffered so many casualties or so much damage that the part cannot be completed. The observer and or controller must record the reasons for the termination in the margin of the task summary sheet and report his action to the evaluation control headquarters. In the sample evaluation scenario, "conducting sustainment operations" follows the completion of each event or action. During this period, the senior observer and or controller will direct the unit to remain in position while "replacements" (personnel and equipment designated as killed or destroyed), are sent forward to reconstitute the unit. At this time, observer and or controller must perform the following actions:

(a) Inspect all MILES equipment, record "kill" codes, and reset equipment. Any damaged or inoperative MILES equipment is replaced.

(b) Resolve all casualty data to determine the time, place, number, and cause of casualties. This information is reported to the recorder in the evaluation control headquarters.

(c) Debrief the unit to resolve questions. Afterwards, the senior observer and or controller directs the unit to continue its mission after it receives a FRAGO or OPORD for the next part.

(4) The observers and or controllers should follow these guidelines:

- Report major "kills" (vehicles, groups).
- Report major weapons fired and report major kills to determine the best method for direct fire effectiveness. Report significant firings and hits to the evaluation control HQ.
- Enforce ROE.
- Spot and record any action that might have an effect on later performance or mission outcome.
- Record the travel routes and the unit's location.
- Inform OPFOR controllers of the unit's location, direction, and intent. It enables OPFOR action to be controlled IAW the desired sequence of events.
- Enforce safety.
- Terminate mission at the appropriate time.

c. *Post-evaluation.* After the evaluation is terminated, the unit moves to an assembly area and performs the following actions:

(1) The unit observer and or controller debriefs subordinate observers and or controllers and compiles all data (evaluator packets) for the evaluation.

- (2) The unit observer and or controller must complete the task summary sheets.
- (3) The unit observer and or controller must turn in all completed observer and or controller packets (with the observer and or controller scoring system) to control headquarters for recording and analysis.
- (4) The unit observer and or controller must conduct an AAR of the unit's performance.
- (5) Each element observer and or controller should conduct an AAR of his element's performance.

6-7. **Conduct the After-action Review.** At the completion of each evaluation part, the AAR leader provides feedback to the unit in order to increase and reinforce learning.

a. **Feedback.** Because all members of the unit participate in an AAR, each member becomes a source of feedback. This feedback provides a richer "data base" for key points. The AAR leader will draw information from each member. This information becomes an important part of the discussion and is the basis for discussing alternate courses of action.

b. **Prepare the After-action Review.** The AAR preparation involves five steps:

(1) **Review training orders and objectives.** Training objectives are the focus of the discussion of the exercise results. The FRAGOs and OPORDs included in the exercise design implement these objectives. The observer and or controller should be familiar with the objectives, FRAGOs and OPORDs so that he can note orders given by leaders of the evaluated unit and its subordinate elements that either implement these objectives or deviate from them.

(2) **Observe the exercise.** This observation is an active process. The emphasis is on noting those actions that make the difference between the unit's success or failure. The observer and or controller does not need to remain close to the unit leader; more can be seen from high ground near the lead element's location or along the unit's route of march. Because unit orders identify important activities and checkpoints, the observer and or controller must be present when the commander issues the order. The observer and or controller should position himself where he can best observe anticipated critical events. Examples of critical events may include:

- Conducting a road march.
- Crossing a radiologically contaminated area.
- Performing unit supply operations.
- Responding to an NBC attack.

(3) **Select the site and assemble the participants.** After the exercise, select a site for the AAR. If possible, hold the AAR where the majority of action occurred, where most of the critical events took place (normally where the OPFOR was positioned), or where the terrain can be observed. (The OPFOR or unit objective is normally suitable for assembling the players and conducting the AAR.)

(4) **Debrief observers and or controllers.** While the units are moving to the selected site, observers and or controllers should be debriefed. The senior observer and or controller must have a complete understanding of what happened in the exercise. The fourth step in AAR preparation is to obtain a detailed description of the exercise events in the order in which they occurred.

(5) **Review the events.** After the senior observer and or controller has a sound understanding of what happened during the exercise, he reviews the events which are ranked in terms of their relevance to the training objectives and their contributions to the exercise outcome. He selects as

many events as can be covered in detail during the time allowed for the AAR and places them in chronological order.

c. *Conduct the After-action Review.* Conducting the AAR requires five steps:

(1) **Organize the participants.** When the observer and or controller and AAR leader assembles the participants, he groups them according to their organization in the exercise. Each subordinate element's observer and or controller is located with the element for which he is responsible.

(2) **State the training objectives.** The AAR leader makes a brief statement of the training objectives for the exercise. These are described as specifically as possible. He states any additional teaching points that he intends to cover during the AAR. These should be limited to three or four key points in order to keep the AAR focused and prevent it from becoming excessively long.

(3) **Lead the discussion.** The AAR leader guides the discussion of the events in their order of occurrence. Diagrams help players visualize the exercise development. The AAR leader starts by sketching the main terrain features and as the AAR proceeds, he directs the participants to draw routes of advance, objectives, and locations of engagements. Each event is discussed in detail to make teaching points about the unit's performance during the event. In an effective AAR, the AAR leader should:

- Avoid giving a critique or lecture.
- Guide the discussion by asking leading questions.
- Suggest the players describe what occurred in their own terms.
- Suggest the players discuss what happened, how it happened, and how it could be done better.
- Focus the discussion to ensure that important tactical lessons are made explicit.
- Relate events to subsequent results.
- Avoid detailed examination of events not directly related to major training objectives.
- Encourage the participants to use diagrams to illustrate teaching points and to show routes, phase lines, and objectives.
- Prohibit players from offering self-serving excuses for inappropriate tactical actions.

(4) **Review.** Review the sequence of the events associated with the hazards of the risk assessment made before the exercise.

- Were effective controls put in place to avoid accidents?
- Was training realism reduced through artificial control measures?
- Were all participants aware of hazards down to the lowest level?
- Did any hazard present itself that was not identified, and what was done to overcome it?
- Discuss each incident of fratricide or near fratricide and how it can be avoided in the future.

(5) **Summarize key points.** The AAR leader briefly summarizes teaching points in terms of training objectives covered in the AAR. After the summary, he can have a private conversation with the unit commander regarding his strengths and weaknesses, and what he can do to improve his performance and that of his unit. A good AAR leader:

- Maintains order and discipline.
- Reviews the training objectives.
- Addresses important events as they occurred and how the unit could have done them better. During the discussion, the leader avoids a detailed examination of events not directly related to the training objective.

- Traces the chain of events so all participants understand the results of mistakes. One mistake is often the partial cause of another.
 - Clearly relates tactical events to teaching points.
 - Involves participants in the discussion.
 - Clearly and concisely gives summary and new training objectives.
 - Reinforces points by using sketches, diagrams, or terrain models in the AAR.
- d. *Review References.* Reference materials (FMs and TCs) for conducting an AAR should be reviewed.

APPENDIX A

Combined Arms Training Strategy

Development of the combined arms training strategy (CATS) is the responsibility of the proponent, not individual units. CATS should be available to the using unit through the standard Army training system (SATS).

A-1. The CATS is the Army's over arching strategy for the current and future training of the force. It describes how the Army will train the total force to standard in the institution, unit, and through self-development. It also identifies, quantifies, and justifies the training resources required to execute the training.

A-2. The CATS provides a mix of collective and individual tasks that are recommended to be trained to standard by units. It also provides a range of events that furnishes a menu from which units may choose as they decide how to train those tasks. Along with presenting the tasks, the CATS data contains information on recommended prerequisite tasks for a specific task and the required frequency to perform the tasks to attain proficiency. You may access this data as a guideline while working on various standard Army training system (SATS) modules.

A-3. During the process of developing their mission-essential tasks list (METL) and essential collective task list (ECTL) training strategies, commanders and leaders should refer to CATS information if it is available for their unit type. As a reference, CATS can save time and effort in researching appropriate event types and types of target audience units to participate in these event types.

Note: The CATS data does not include all the tasks for each of the available echelons and unit types.

A-4. The CATS and related plans, developed by the proponent, provide the means to--

- a. Establish training requirements.
- b. Determine who (units and or individuals), when, where (site), and how (methods and or media) collective and individual critical tasks will be trained.
- c. Identify required resources for training.

APPENDIX B

Exercise Operation Order

SAMPLE BATTALION ORDER

(Classification)

Copy _____ of _____ copies
Headquarters 1- 25 IN
ALPHA REPUBLIC
(coordinates) AKUSK APOD

OPERATION ORDER 3

References: Map series _____, _____, _____:

Time Zone Used Throughout the Order: ROMEO

TERRAIN, WEATHER, TASK ORGANIZATION

TERRAIN and WEATHER ANALYSIS: Analyze the military aspects of terrain and evaluate the terrain's effect on Military OPS.

Obstacles: (Focus on AA and the OBJ)

- a. Existing Obstacles:
 - (1) Natural: Classify the Terrain.
 - (2) Cultural or Man made.
- b. Reinforcing Obstacles: Along AA and around OBJ.
 - (1) Tactical.
 - (2) Protective.

Avenues of Approach: (air/mounted/dismounted) (enemy and friendly) (to, on, and around OBJ):

- a. Mobility Corridors (MC) that make up AA.
- b. Unit Size that can use each MC.
- c. Width of MC.
- d. Rate of Movement of Unit using MC.

Key Terrain: (provides a marked advantage to whomever occupies it). It usually controls an:

- a. Obstacle.
- b. AA or MC.
- c. OBJ (The OBJ is always key terrain).

Note: If it is considered decisive terrain, retaining it or controlling it, is the difference between mission accomplishment and failure--it is unique and not present in every situation.

Observation/Fields of Fire:

- a. Observation along AA/MCs, Key Terrain, and OBJ (identify intervisibility (IV) lines).
- b. Fields of Fire along AA/MC, Key Terrain, and onto the OBJ. Discuss all organic weapon systems and those you will have in support.

ARTEP 7-12-MTP

Cover and Concealment:

- a. Along AA/MC.
- b. Key Terrain.

Weather: Discuss the effects on friendly and enemy in your AI/ AO; for example, how does it effect your mission?

Visibility: Does it favor attacker or defender (Illumination percentage and so forth)?

Wind: Speed and direction (effects obscuration and NBC).

Precipitation: Effects on trafficability, visibility, NBC and smoke.

Cloud Cover: Effects aviation, visibility, laser-guided munitions. Certain conditions enhance smoke and chemical use.

Temperature: Effects personnel and equipment use. Air density affects aviation payloads and smoke operations.

Task Organization:

A/1-25 IN
1/3/C/1-62 AD

B/1-25 IN
2/3/C/1-62 ADA

C/1-25 IN
3/3/C/1-62 AD

BN control
Mortar/1-25 IN
Recon/1-25 IN
AT/ 1-25 IN
A/2-8 FA (DS)
1/A/65 EN
C/1-62 AD (-)

1. SITUATION

a. Enemy Forces.

(1) General Situation: Friendly forces are deployed in the Alpha Republic and are opposed by enemy forces from the BETA Republic. Enemy forces in the 1-25 IN area of interest (AI) consists of an Infantry company that is acting as the security force for the BETA Republic Terrorist Regiment. The enemy company is consolidated between grid GLXXXX and grid GLXXXX.

(2) Composition/Strength: The company opposing us is expected to be near 75 percent strength. The company consists of three platoons, each with at least one tank, reinforcing. Each platoon has 2-3 BTR 80s and three rifle squads of five to six men each. The Company also has a squad from the battalion weapons platoon equipped with 1 BTR-80 and 1 RPG-29. The platoon at GRIDXXXXXX, the company main effort, may be reinforced with two upgraded (additional armor and optics) T-72 tanks.

(3) Disposition: Our battalion is opposed by a reinforced company from the 1XX Battalion, BETA Republic. The Company in our sector is preparing platoon battle positions from vicinity GLXXXX Northeast to GLXXXX. The task of each platoon is to disrupt US mechanized forces with a purpose of forcing them to commit their main attack early and slowing their movement east. They want to continue to attrite US forces, while allowing time for the main BETA RGT to prepare their defensive preparations.

(4) Capabilities:

(a) Intelligence. Expect the enemy to employ Battalion Reconnaissance forward to the line of contact to provide early warning of attacks. Expect the company that we are attacking to employ OPs that will identify our approach, and then reposition to subsequent locations. It is unlikely we will see any brigade reconnaissance in sector.

(b) Maneuver Reinforcements. The enemy is capable of reinforcing one platoon with another, but this is not likely given the terrain dispersion between platoons. The company weapons platoon will be the company reserve, and can reinforce any battle position within 30 minutes.

(c) Fire Support. The mortars will support the company opposing us.

(d) Air Defense. The company in our zone may have 1-2 SA-18s man-packed ADA systems forward in their strongpoints.

(e) M/CM/S. The company in our zone will deploy hastily constructed obstacles to slow our advance and canalize our forces into kill zones. He will tie his defense into existing obstacles, to include structures whenever possible.

Command and Control. The enemy is equipped with commercial cell phones and Motorola SP-21 UHF/VHF radios. These communications will probably result in effective overall command and control by the commander. The platoons will most likely have wire, FM and cell phone communications and should be able to establish effective C2 internally.

The enemy's most probable course of action will be to attempt to establish a defense in our sector in order to disrupt our forces to allow the BETA Republic regimental assets time to prepare defensive positions. Enemy combat outposts have been established forward of the enemy's main defensive belt in order to provide the enemy Reconnaissance company with early warning and indirect fire against our BN. In our battalion sector, the enemy will defend from battle positions located along the major mobility corridors (XX, YY, and ZZ). The enemy employs increased observation posts, mounted and dismounted patrols along both mounted and dismounted avenues of approach throughout the zone. The enemy occupies primary battle positions with squad-sized elements. This allows for the company commander to employ a larger, company (-) sized element as a mobile reserve vicinity GRID GLXXXX. Upon determining the direction of the enemy's main attack, the commander deploys his reserve in an attempt to mass on one particular avenue of approach, delaying the attacking force. The purpose of indirect fires is to disrupt mounted forces, then to suppress dismounted infantry/engineers.

b. Friendly Forces.

BDE Concept and Intent: We will attack with both two battalions. One battalion, the decisive operation, destroys BETA Republic regimental assets. One battalion, the shaping operation will destroy enemy forces in the battle zone in order to facilitate the brigades main attack. Sustaining operations will be conducted by the 123d Support Battalion. At endstate, BETA Republic Regimental sized enemy elements are defeated; our brigade is postured to defend against counterattacks, and prepared to continue offensive operations to the Northeast. My intent is to rapidly penetrate the enemy's battle zone, and to prevent the BETA Republic RGT, in the disruption zone, from withdrawing.

Left Unit's Mission: No units on the left.

Rear Unit's Mission: TF 3-66 AR, to our rear, will attack along Axis _____ to secure OBJ _____.

c. Attachments and Detachments. See task organization.

2. MISSION

1-25 IN conducts a movement to contact NLT _____ in AO Pankey to destroy an enemy company in order to facilitate the brigades' decisive operation to attack into the enemy's disruption zone.

3. EXECUTION

Commander's Intent:

- Clear enemy elements from our AO.
- Control Hill Top 432 and Hill Top 648 as they provide excellent observation and fields of fire in our AO.
- The C2 between the reconnaissance platoon and the lead infantry companies must facilitate immediate responses to enemy contact.

a. Concept of Operation.

(1) The decisive point for this operation is the destruction of PLT sized units in the disruption zone. The enemy is currently dispersed, so the exact location and timing of his massing of forces will be determined by our reconnaissance platoon. The main effort, B Co, will destroy enemy PLT sized elements in order to facilitate the brigades' main attack. A Co isolates enemy forces in blocking positions throughout the zone in order to allow B Co to mass on the enemy. C Co will follow and support B Co. The battalion AT company will overwatch company movements and fix enemy forces in order to facilitate the main efforts destruction of the enemy. The reconnaissance platoon identifies enemy BPs and enemy

ARTEP 7-12-MTP

reserve forces to facilitate destruction of the enemy by B Co. The purpose of battalion indirect fires is to fix enemy forces once identified my maneuver element. At endstate: Enemy is destroyed in zone, key terrain seized, and forces postured to continue to support brigades attack to the East.

(2) Maneuver:

(a) A Co isolate enemy in blocking positions throughout the zone in order to allow B Co to mass on the enemy.

(b) B Co will destroy enemy PLT sized elements in order to facilitate the brigades' main attack.

(c) C Co will follow and support B Co. The battalion AT company will overwatch company movements. Reconnaissance platoon will identify and report enemy BPs and reserve forces to facilitate destruction of the enemy by B Co.

(3) Fires: **TASK:** Disrupt reconnaissance element's ability to put observation on our units and interdict their operations in the AO.

PURPOSE: To enable the reconnaissance platoon to conduct zone reconnaissance and allow the infantry companies to destroy enemy forces in our AO.

METHOD: Artillery and CPHD destroy stationary reconnaissance vehicles as acquired and suppresses AT systems, direct fire systems, and ADA assets. Use smoke to screen and illumination to find the enemy as needed. FA suppresses all CFZ violations. Intelligence electronic warfare acquires enemy CMD and fire support nets and jams as intelligence electronic warfare acquires and jams enemy fire support nets as TF 1-14 begin its FPOL/attack.

EFFECTS: Enemy reconnaissance destroyed (___ BMPs/___ BRDMs) forward of LD _____ allowing TF freedom of maneuver in AO.

(4) Intelligence. Initial priority is to identify the location of the enemy's combat outposts then on locating the enemy reconnaissance company in zone.

(5) Electronic warfare. Priority to B/1-25 IN then shifts to A/1-25 IN on order.

(6) Engineer. Priority of support is to B/1-25 IN. Priority of effort is mobility and survivability.

(7) Air support. 1st BDE has 10 close air support (CAS) sorties per day for planning purposes only. Priority to B/1-25 IN, then to A/1-25 IN.

b. Tasks to Maneuver Units.

(1) A/1-25 IN. AO is from LD/LC to PL (name) initially, shifts to PL (name) and PL (name) on order.

(2) B/1-25 IN.

(a) AO is from LD/LC to PL (name) initially, shifts to PL (name) and PL (name) on order.

(b) Prepare to receive 2d and 3d platoons from C/1-25.

(3) C/1-25 IN.

(a) Prepare to give 2d and 3d platoons to B/1-25.

(b) Prepare to use 1st platoon as BN reserve, priority of commitment is to B/1-25 IN then to A/1-25 IN.

(c) Be prepared to react to rear operations.

(4) Mortars/1-25 IN. Plan for fire beyond PL (name) initially. Priority to reconnaissance PLT/1-25 IN then shifts to B/1-25 IN on order.

(5) Reconnaissance PLT/1-25 IN. Screen NLT _____ from the forward edge of the lead companies to PL (name) initially, then, on order, shift to PL (name) and PL (name).

(6) AT/1-25 IN. Provide overwatch fires for A/1-25 IN and B/1-25 IN, priorities to B/1-25 IN.

c. Tasks to Combat Support Units.

(1) A/2-8 FA (DS).

(a) Priority of smoke is to B/1-25 IN then to A/1-25 IN.

(b) Fire support.

1. General. Priority of fires to deep battle then to B/1-25 IN counterfire priorities, in order, enemy mortars and FA affecting main effort.

2. Organization for combat. No change.

(2) 1/A/65 EN. Priority of support is initially to B/1-25 IN, then A/1-25 IN, on order C/1-25 IN.

(3) 3/C/1-62 AD. Priority of protection BN TOC, then maneuver companies.

d. Coordinating Instructions.

(1) This order is effective for planning immediately and execution on order.

(2) Antiterrorist actions. IAW BN TSOP.

- (3) Air defense weapons status. Initial weapon control status is tight.
- (4) 3/C/1-62d ADA protection to BN TOC, then lead maneuver companies. Counter-air operations. Air defense priorities are to the BN TOC then to the maneuver companies.
- (5) Vehicle Recognition. IAW BN TSOP.
- (6) Be prepared to continue offensive operations.

4. SERVICE SUPPORT

- a. Materiel and Services:
 - (1) Emergency resupply provided after H - Hour upon request.
 - (2) Classes of supply required for operation:
 - Class I - Subsistence Items.
 - Class II - Individual and organizational equipment.
 - Class III - Petroleum, oils, and lubricants.
 - Class IV - Construction materials.
 - Class V - Ammunition.
 - Class VIII - Medical material
 - Class IX - Repair parts and components.
 - (3) Services: Evacuation of remains per BN TSOP.
 - (4) Maintenance: IAW BN TSOP.
- c. Medical Treatment and Evacuation: IAW BN TSOP.
- d. Personnel:
 - (1) Critical MOS shortages will not be filled.
 - (2) Medical RTDs per BN TSOP.
- e. Miscellaneous:
 - (1) Cannibalization of vehicles not authorized.
 - (2) Emergency destruction of materiel except Class VIII is authorized to prevent capture.

5. COMMAND AND SIGNAL

- a. Command.
 - (1) BDE main CP initially located VIC GL XXXX, on order moves to VIC GL XXXX.
 - (2) BDE Commander will locate and move with the BDE CP.
- b. Signal.
 - (1) SOI index ALPHA in effect.
 - (2) Radio-listening silence is in effect until contact is made.

ACKNOWLEDGE:

NAME: Abner
RANK: LTC

OFFICIAL:
Official: Morris

ANNEXES: B – Intelligence (**EXAMPLE ONLY, ANNEX NOT ATTACHED**)
C – Operation Overlay (**ANNEX NOT ATTACHED**)
D – Fire Support and Overlay (**ANNEX NOT ATTACHED**)
F – Engineer (**EXAMPLE ONLY, ANNEX NOT ATTACHED**)
I – Service Support (**ANNEX NOT ATTACHED**)

APPENDIX C

Enemy Analysis

C-1. **General.** It is the leader's responsibility to know his enemy. Knowing your enemy means conducting a brief analysis of the enemy, weather, and terrain to gain situational understanding (SU) of the enemy's most probable courses of action, his strengths, and his weaknesses. The end result of this analysis will be a sketch or graphic of the enemy's probable courses of action, a brief statement of enemy capabilities, and a determination of the commander's intelligence requirements. This sketch or graphic and statement provides a valuable tool for the commander and his subordinates in the planning and execution of their mission.

C-2. **Intelligence Products.** The majority of the analysis of the enemy is conducted and provided to the leaders by the commander. Through the intelligence battlefield operating system (BOS), he has access to an extensive array of collection systems, data, and current information. During the military decision-making process and the development of the unit's orders, this information has been analyzed and refined. The information is normally provided in paragraph 1a of the OPLAN/OPORD, graphics accompanying the order, the intelligence annex, and or periodic or situational updates provided in a graphic or written form. It is important to understand, however, that this information looks at the enemy from a broader perspective. It may not be precisely tailored to the level of detail desired or focus on the enemy attacking in the unit's AO or defending in their portion of the objective. This information is, however, the basis for the unit's order and the assignment of subordinate unit missions and tasks. It is the start point for the commander's analysis.

C-3. **Company Commander Intelligence Analysis.** It is the leader's responsibility to refine the information provided by higher headquarters and consider it in the context of his unit's mission. He adapts the information and situation templates (SITEMPs) or threat models and intelligence preparation of the battlefield (IPB) products. With them, he develops the tools and aids necessary for his own mission planning. The focus of his analysis should be to determine four critical factors:

- HOW WILL HE FIGHT? - How will the enemy attempt to execute his mission against us, OR how will the enemy attempt to prevent us from accomplishing our mission?
- WHAT CAN HE DO TO ME? - What are his strengths? How can we avoid or counter them?
- WHAT CAN I DO TO HIM? - What are his weaknesses or vulnerabilities? How can we exploit them? What can we maneuver against or shoot at? What actions or targets provide the highest pay-off?
- WHAT ARE MY PRIORITY INTELLIGENCE REQUIREMENTS (PIR)? - What do we need to know to successfully accomplish our mission with minimum expenditure or loss of resources?

This is a dynamic process. Every discovery, report, or new piece of information has the potential to create additional questions. The leader, however, has a limited amount of time for his analysis, planning, and preparation. He should conduct his initial analysis with the resources and information available. As new or additional information is developed and his SU is refined, he may alter the details of his OPLAN/OPORD.

C-4. **How Will He Fight?** The first step of the analysis should examine how the enemy would prefer to execute his mission. The enemy armed force being faced may have well-developed doctrine. They train their soldiers and leaders to employ these tactics and techniques. A less sophisticated enemy force may have demonstrated a preference for organizational styles, specific tactics, or operating techniques. These tactics and techniques may have been documented in the use against other armed forces or during previous engagements. Like the US Army, most forces train to conduct operations in a standard manner. These expected organizations, preferences, or actions provide the tools for doctrinal analysis. Realities of the battlefield must be added to the doctrinal analysis. These realities may include knowledge or

assumptions about the enemy's current location, actual force composition, and strengths. Combining these factors provide an understanding of how he may fight in this engagement or situation.

a. Armies organize, equip and train to fight. Established armed forces tend to have defined force structures and adopt standard methods of conducting combat operations. Irregular forces also adopt organizational principles and methods, both train to execute them. A "doctrinal analysis" can be conducted with a basic understanding of the normal organization and tactics of an opposing force.

(1) For many established armed forces, the doctrine and tactics are meticulously documented. Doctrinal templates are or can be developed to provide a visual representation to scale of the various tactical operations. Critical times, frontages, depths, objectives, deployment lines, and probable array of forces can be determined. For example, knowing that a motorized rifle regiment from a specific threat will conduct an attack; a full doctrinal template could be developed. This template or template set shows how the threat intends to fight.

(2) The organizations, formations, or methods of irregular forces are also predictable. Total numbers of equipment, exact organization, and tactical proficiency may depend on availability and recruitment. Most military or paramilitary organizations adopt patterns. For example, the actual number of "technical vehicles" in a unit may vary based on the number of trucks or sport utility vehicles and heavy machine guns or antitank launchers available. Intelligence sources, however, may have confirmed that a company-sized unit generally has ten vehicles. Their preferred formation for movement is a file or staggered file with the chief or commander in the second vehicle and the deputy/second in command in the trail vehicle. Irregular forces generally adopt methods for other operations as well. Ambushes, kidnappings, bank robberies, and security for "safe houses" all take on details that are similar. These predictable techniques and tactics provide a "doctrinal template" for their actions.

(3) These doctrinal templates must be overlaid on the AO and adjusted for terrain and weather. This adjustment can be made using IPB products or map inspection and templates can be modified to account for actual conditions or constraints imposed by the terrain and weather conditions. For example, steep slopes, dense vegetation, streambeds, or marshes will alter standard formations and movement rates. Urban terrain imposes unique conditions. Salt flats that are dried from the sun may provide wide avenues for attack, while seasonal rains may limit attack frontages to a two-lane causeway. Weather conditions also have an effect on visibility, target tracking, and command and control. Dust or darkness has a major effect on forces with only a limited distribution of early generation night vision or infrared systems. Forces, with a broad distribution of night vision and thermal systems, may operate in darkness and limited visibility as much as they do in daylight. Once adjusted, these modified doctrinal templates assist in predicting how and where the enemy will deploy, formations he will assume, positioning of critical assets, command elements, rates of movement, and so forth.

(4) Given no other information, this modified doctrinal template can provide fair assessment of how the enemy force can be expected to conduct an operation. The examination of other information, however, can further refine the modified doctrinal templates.

b. Information on the composition, strength, capabilities, and disposition of the enemy may be available to the commander. Analysis of each of these factors can refine the leader's SU and his template.

(1) A review of the composition of forces provides details of what the enemy can bring against the company. Composition may confirm the organization of enemy units and reveal the resources and units available to reinforce or support his operations. It may also reveal limitations of the force that can become vulnerabilities. For example, knowing that an attacking force has limited engineer breaching assets can make engineer efforts of greater value. The leader should consider forces by BOS and add to or remove elements from the modified doctrinal template as the result of his analysis.

(2) A review of the known strengths of enemy forces provides details of “how many” the enemy can muster against the platoon/squad. Strengths may confirm the details concerning the probable number of combat systems--tanks, APC/ICVs, antitank launchers, artillery tubes, and Infantry soldiers available to the enemy force. Percentages may need to be converted to actual numbers given the composition and known data on organizational figures. Significant shortages in tank/antitank systems, low-density engineer or air defense systems, and or Infantry soldiers may prove a to be exploitable vulnerabilities. The modified doctrinal template should be updated to reflect expected system densities.

(3) Review of enemy capabilities provides insight in to what the enemy can do within the timeframe of the commander’s mission. For example, he may be capable of supporting his attack with chemical weapons, air strikes, or electronic warfare. While these capabilities are significant strengths, with appropriate precautions their effects can be mitigated. The enemy may have only limited offensive or reinforcement capability for a specific time. This time period could present both a window for prioritized preparation of the defense or an exploitable vulnerability to spoiling attacks. Few capabilities can be graphically depicted, but all should be considered.

(4) Enemy dispositions provide known locations of the enemy or enemy obstacles. While some units beyond your influence may only assist in confirming or adjusting your modified doctrinal template, others may become targets for reconnaissance, fires or maneuver. In offensive planning, known dispositions may assist you in adjusting the accuracy of the template, determine probable locations for unlocated units, reserves, or counterattack forces. Dispositions may also identify vulnerabilities.

c. Using the resources provided in the intelligence portion of the OPLAN/OPORD and additional analysis, the leader can create his situation templates (SITEMPs). It is important to consider that the enemy commander may have branches and sequels to his plan. He may have more than one plan. He may also employ deception. With these items considered, the commander now has graphic tools to support the development of his plan and for use in developing the SU of his subordinates.

C-5. **What Can He Do To Me?** The commander can use his SITEMP and known enemy capabilities to determine enemy strengths that he must avoid or counter. For example, speed may be essential in his attack. Knowing or templating disposition of enemy antitank systems can assist in development of suppression targets, smoke and obscurant plans, and or a probable line of deployment. In the defense, an extensive breaching and mine clearing capability may be frustrated by multiple small obstacles instead of one or two large mine fields. The leader’s plan can avoid or negate enemy strengths.

C-6. **What Can I Do To Him?** Understanding and graphically depicting enemy weakness and vulnerabilities can improve the platoon/squad’s execution of actions against them. The platoon/squad leader may have already designated high pay-off targets (HPTs). The platoon/squad leader should emphasize and supplement this list. Combat power can be focused to shoot or maneuver against enemy vulnerabilities, rapidly degrading the enemy’s capabilities. Probable locations of HPTs and vulnerabilities should be added to the SITEMP.

C-7. **What is My Priority Intelligence Requirement?** Development of the SITEMP provides an opportunity for the commander to determine what he knows about the enemy and what he needs to know. He should review the commander’s PIR and any intelligence collection tasks assigned to his unit. His intelligence needs may be focused to specific locations, events, or times. The needs should be formulated into questions and forwarded as PIR to the battalion S2.

APPENDIX D

Digital Supplement

D-1. **General.** This appendix is designed as a tool to introduce the Army battle command system (ABCS) with special emphasis on force XXI battle command brigade and below (FBCB2) and its capabilities at the company/platoon/platform level. It is not intended to replace applicable field manuals, technical manuals, or any other how-to publication. Mission, enemy, terrain and weather, troops and support available, time available, and civil considerations (METT-TC) drive the use of FBCB2 on the battlefield. This appendix is not intended to teach soldiers how to operate FBCB2 but rather how the system, when used correctly, is a command and control combat multiplier, and how it interacts with other digital systems.

- a. Digitization is the ongoing effort to integrate the Army's diversified battlefield operating systems (BOS) into an information exchange network, while also enhancing the mission capabilities necessary in a multi-dimensional battlespace. The 21st century battlespace will be characterized by the effective use of information technology to mass the effects of dispersed firepower, rather than relying exclusively on the physical massing of weapons and forces that was the primary method employed in the past. Digitization provides rapid sharing of enemy and friendly information among all forces within the battlespace, and it enhances combat power by making combat forces more effective and survivable.
- b. Digitization does not markedly change the way the unit plans and executes operations from a tactical perspective. However, digitized equipment, employed by highly trained and proficient soldiers, enhances the unit's capabilities to conduct operations with greater lethality, survivability, and better command and control. The digitized unit has enhanced capability to maneuver against the enemy and employ direct and indirect-fire weapons systems. Digitization increases friendly and enemy situational data, reduces the risk of fratricide, and increases the accuracy of fires. In addition, digitization streamlines the battlefield planning process for the leader and allows an increased tempo of combat actions.

D-2. **Army Battle Command System.** The ABCS provides for the interface of brigades and battalions with divisions and corps. The ABCS is comprised of the maneuver control system (MCS), all source analysis system (ASAS), forward area air defense command and control, intelligence (FAAD C2I), advanced field artillery tactical data system (AFATDS), combat service support control system (CSSCS), and FBCB2. The ABCS depends on FBCB2 to receive current Blue force (friendly) and or Red force (enemy) situational data and status information. All these systems have the capability to communicate with each other to provide the commander timely and accurate information enabling him to exercise command and control (C2) and make appropriate decisions. Each system is briefly addressed below:

D-3. **Force XXI Battle Command, Brigade and Below.** FBCB2 is a digital, battle command information system that provides on-the-move, real-time command and control information to tactical combat arms, combat support and combat service support soldiers and leaders. FBCB2 provides Blue force and Red force situational data down to the platform level. Blue force and Red force data include: the user's location, the location of other friendly forces, observed enemy locations, and all known battlefield obstacles. FBCB2 consists of:

- Software for embedded TOCs.
- Hardware and software for non-embedded air and ground platforms.
- ABCS interfaces and integration.
- Supporting communication systems, SINCGARS and EPLRS.

D-4. **Tactical Internet.** Tactical internet (TI) systems are designed to provide real time, shared situational data. It consists of tactical radios linked with routers using commercial protocols that allow digital systems

ARTEP 7-12-MTP

to inter-operate in a dynamic battlefield environment. The TI provides the reliable, seamless communications connectivity to deliver situational and (C2) data to digital systems.

- a. The TI is comprised of two echelons, warfighter information network-terrestrial (WIN-T) (or upper TI) and the lower TI. Company and below operate on the lower TI. The WIN-T passes situational data and C2 between the command post (CPs) at battalion level and higher.
- b. The lower TI provides digital communications capability for brigade and below. It is comprised of three primary components: enhanced position location reporting system (EPLRS), single-channel ground and airborne radio system (SINCGARS) and the internet controller (INC). The EPLRS provides data only communication (for example, platform position information, network coordination, and data communication) capability. The SINCGARS provides data only and voice/data communications capability. The INC provides routing and interface capability.
- c. Currently, with the capability of frequency hopping, digital jamming rarely occurs. If the enemy has the capability to jam a barrage of frequencies (the full spectrum), then the digital equipment does not operate.

D-5. **Land Warrior.** The land warrior system (LWS) is a modular, integrated fighting system for the individual infantryman. The LWS includes everything the dismounted soldier wears and carries integrated into a close combat fighting system, which enhances his situational awareness, lethality, survivability, mobility, and sustainability. The LWS is intended for use by all five types of Infantry: Ranger, Airborne, Air Assault, Light, and Mechanized. The LWS integrates the infantry warfighter into the Army's digitized battlefield network. The LWS is composed of five integrated subsystems:

- Weapon subsystem.
 - Integrated helmet assembly subsystem.
 - Computer/radio subsystem (CRS).
 - Software subsystem.
 - Protective clothing and individual equipment subsystem.
- a. The LW provides on the move, real-time command and control information to infantrymen and their leaders. As with FBCB2, the LWS provides Blue force and Red force situational data.
 - b. The LWS makes use of a global positioning system (GPS), which automatically updates and broadcasts its current location to other LWS in the area.

D-6. **FBCB2 System Description.** The FBCB2 is a battle command information system designed for units performing missions at the tactical level. The FBCB2 integrates with each of the BOS providing seamless battle command capability with increased battlefield operational capabilities. The FBCB2 provides the ability to receive and input status information provided by weapons systems, sensors, and support platforms (for example, vehicles) and visually display the information. FBCB2 receives, develops, and distributes a common battlefield picture and prepares and distributes orders and graphics. The FBCB2 capabilities include:

- Automatic exchange of digital information.
- Status information between ground and ground forces and ground and air forces.
- Rapid acquisition and correlation of information.
- Communication of target data to weapon platforms.
- On-board computer decision support processor.
- Real-time fusion and dissemination of the intelligence picture.
- Electronic dissemination of maps, overlays, and orders.
- Automated target hand-off among close combat ground, air, and fire support systems.
- Giving commanders the ability to:
 - Operate and maintain a digital database connection when away from their CPs.
 - Control and monitor digitally their subordinate unit's status and position.

a. The FBCB2 receives data across the TI by way of the INC. The INC is a tactical router built into the SINCGARS radio system. The EPLRS data radio and SINCGARS data or voice radio transmit and receive digital information between vehicles. Each FBCB2 system derives its own location by way of the precision lightweight global positioning system receiver (PLGR). Using these interfaces, the FBCB2 automatically updates and broadcasts its current location to all other FBCB2 and embedded battle command (EBC) platforms. The EBC is a separate software package that enables the FBCB2 platforms to share Blue and or Red situational data and C2 with battalion and brigade TOCs.

b. The FBCB2 and other digital systems on the battlefield pass messages using the joint variable message format (JVMF). The JVMF is a Department of Defense standardized message format. It prescribes uniform message formats for all branches of the armed services.

D-7. **Role Based Functionality.** Different levels of leadership place different demands on FBCB2 and LW. Both systems are designed to provide functionality based upon their configurations, such as when configured for each of the following:

- Soldier/platform/wingman.
- Squad/platoon leadership.
- Company leadership
- Battalion/brigade leadership/staff.

D-8. **FBCB2 System Security.** The ABCS systems have/will have, in the future, security architecture. These security measures include firewalls, intrusion detection systems, in-line network encryptions, and host security. The FBCB2 users are required to enter a password at the session manager's screen login box before the battle command operations (BCOPS) map screen appears. The FBCB2 also has a “*self destruct*” button under the SysAdmin screen. This button should only be selected in a real-world combat scenario when there is a possibility that the enemy will gain access to the computer. When the FBCB2 *self-destruct* button is selected, all the information on the hard drive is deleted. The hard drive needs to be reloaded before it can be operational again. More stringent security measures are being developed. Some of these include authentication requirements, message classification, role-based access according to material classification, and user and or security officer ability to disable the system.

D-9. **FBCB2 Common Operational Picture.** The FBCB2 common operating picture (COP) is a collection of data referenced to a geographical location and displayed on the screen of FBCB2. The primary pieces of the COP are Blue force, Red force, terrain, and obstacle data and civilian activities of military concern. What the user actually sees depends on how he sets up his system. The COP is established through settings and filters. The COP settings tell the system how often to update the network with the platform's position. They also dictate how long both Blue and Red icons stay visible. The filters dialog box allows users to set which icons (unit type and echelon), overlays, labels, and geo-referenced graphics are displayed as part of the overall COP. Filter settings are a tool used to reduce screen clutter and simplify C2.

D-10. **FBCB2 Hardware Description.** The Appliqué + computer consists of hardware and software. The hardware consists of a computer processing unit (CPU), a display unit (DU), a keyboard and interconnecting cables. The software consists of the solaris operating system and the FBCB2 application software.

a. *Computer Processing Unit.* The CPU has a microprocessor and support chip-set compatible with Intel Pentium™. The processor is 200MHz, with 64-megabytes dynamic random access memory and a 1.6 gigabyte minimum hard disk drive cartridge. The hard drive is removable from the CPU without a tool. The power distribution portion of this equipment provides the voltage necessary to operate the CPU, the DU and the keyboard.

ARTEP 7-12-MTP

b. *Display Unit.* The DU incorporates a flat-panel active matrix color liquid crystal display screen capable of displaying 256 colors. The screen is sunlight readable with a glare-reducing finish. Not all DUs have the eight-button function keys at the bottom of the screen. All displays have a touch screen that is touch activated with a finger or a non-metallic stylus.

c. *Keyboard Unit.* The keypad is sealed with a rubber membrane for protection from the environment. The keys have adjustable back lighting for use at night. The keyboard also has a mouse device that provides easy cursor navigation.

D-11. Digital Battle Command.

a. The principles of command and control do not change with ABCS. Commanders still plan, direct and control the operations of their unit. FBCB2 enhances the commander's ability to make timely and accurate battlefield decisions by providing a timely picture of the situation. One key benefit of FBCB2 is the COP. It allows the user to see the relationship of terrain, friendly forces, and enemy forces (if they are acquired and reported). Fighting on a digital battlefield requires mental agility that is acquired through realistic digital training.

b. FBCB2 provides C2 tools that assist leaders in the decision-making process. The C2 data is defined as all data other than situational data. There are four categories of C2 digital messages:

- Alerts and warnings (NBC reports, warnings of contaminated areas).
- Joint support information (interfaces with other branches of service).
- Combat reporting (commander's SITREP).
- Mission planning information (OPORDs, FRAGOs).

D-12. Voice Versus Digital. Commanders should not rely on digital communications alone. Digitization does not eliminate the requirement for maps and voice communications. The decision to use voice versus digital depends on the situation and unit TSOP. Some message traffic should be sent digitally followed with a voice alert directing recipients to check their message queues.

a. Voice radios remain the primary means of communication after crossing the line of departure (LD). Because they are more responsive, multiple stations can monitor the net and parties convey emotion during the transmission, which is a critical tool in assessing and understanding the battlefield situation. Light discipline in night operations may dictate the use of voice communications. For example, dismounted infantry soldiers may go to blackout operations and send SPOT reports by way of voice means to a Company CP, which is stationary and postured to use the LW display while maintaining light discipline. The CP could generate and manage SPOT reports based on the voice radio SPOT reports and updates.

b. Voice radio is recommended as the primary means of communication for:

- Initial contact or SPOT reports.
- Coordinating operations when in contact or moving.
- Call for fire (CFF) on targets of opportunity; particularly moving targets.
- Subsequent adjustment of fires on planned and unplanned targets.
- Urgent medical evacuation (MEDEVAC) requests.
- Enemy air.

D-13. FBCB2 Formats.

a. FBCB2 provides doctrinal formats for creating all required operations orders. Some considerations when using these formats are:

b. Each field has a limited number of characters available. The field limitations are:

- Situation—4,000
- Mission—2,000
- Commander's Intent—2,000
- Execution—6,000
- Comments—200
- Service Support—6,000
- Command and Signal—2,000
- Annexes—6,000 each

Notes: 1. Currently, FBCB2 does not have a print capability. FBCB2 can save an order to the system hard drive but not to a floppy disk. The larger the order, the longer it takes to transmit. Recommend when sending an order of any kind, users send the five-paragraph order as one and send each annex separately. If desired, the order can be cut and pasted into one order once received. Keep in mind; if there is a requirement to disseminate the order, it is easier to keep it in sections as it was received.

2. Commanders should provide written orders when possible. The effectiveness of face-to-face order briefs and rehearsals cannot be replaced by digital orders. Passing FRAGOs or warning orders by way of FBCB2 is highly recommended.

D-14. **Graphics and Overlays.** FBCB2 assists in C2 through the creation and transmission of digital graphics. Digital graphics provide excellent graphical control measures applied in battlespace management. Simplicity is the rule for effective digital graphics. Simplicity reduces file size, screen clutter, transmission time and the volume of digital traffic on the TI. The size of the file is important when sending over the TI. Users may calculate the size of the overlay while creating it by periodically checking and recalculating the size of it on the "Overlay Toolbox Creation Tab."

Note: Users may find graphics easier to view with the background map color faded.

D-15. **Unit Task Organization/Unit Task Reorganization.**

a. FBCB2 has the capability to digitally track re-task organization of units, battalion size and lower, as mission dictates. When the unit task organization (UTO)/unit task reorganization (UTR) is changed, the associated elements of the TI are changed accordingly.

b. The events triggering a UTO change should be addressed in the OPOD and unit tactical standing operating procedure (TSOP). The battalion TOC should send an FM alert, followed by a free text message, prior to a UTO change. The S3 should build the UTOs with the brigade commander approving the different UTOs. Pre-programmed UTOs should be part of the S3's pre-combat checks and pre-combat inspections.

c. Once a UTO change is directed all platforms will reboot their FBCB2 and reenter the digital net. Re-entering the digital net. Affected units and platforms must manually change FM Hopsets as required. There will be no need to change radio set identification (RSID) on EPLRS equipped platforms. As FBCB2 reboots, it will make its own internal corrections to appropriate message routing and database tables. Units should verify FBCB2 UTO fidelity by conducting C2 digital radio checks.

D-16. **Unicast and Reliable Multicast Messages.** The C2 messages are sent either unicast (platform to platform) or multicast (multiple platforms). FBCB2 automatically defaults to multicast.

Note: If the message is more than 576 bytes it is sent unicast.

ARTEP 7-12-MTP

- a. Unicast is a point-to-point transmission that is sent on a route via the net control station (NCS). Even though it reliably sends large messages, unicast is slow because the messages are sent one at a time.
- b. Multicast messaging quickly creates a simultaneous network “broadcast” to every selected platform. Transparent to the user, the FBCB2 platform checks the message header and determines if it is addressed to that platform. If the header does not contain the platform address, the message is discarded. If the header does contain the platform address, the message is forwarded to the flash immediate priority routine (FIPR) queue.
- c. Also transparent to the user is FBCB2’s automatic message acknowledgement from the receiving platform to the sender’s platform. (FBCB2 will send the message unicast if no acknowledgement is received after three multicast attempts.)

D-17. **FBCB2 Messaging.** Message handling procedures should be directed by unit TSOPs. Standard message management procedures reduce confusion and extra work. Message management includes:

- Message/overlay naming conventions.
 - Filing procedures.
 - Message precedence.
 - Message use.
- a. The FBCB2 provides two ways to send messages, the long joint variable message format (JVMF) and the short/combat JVMF message format. The short/combat message is an abbreviation of the long format message and is designed to allow the user to quickly create messages with only key information.
 - b. There is a relationship between the long form and the short/combat form messages. When selected from the long-form creation dialog box, the following messages default to the short/combat message input screen:
 - MEDEVAC.
 - CFF.
 - Check fire.
 - End of mission and surveillance.
 - On call fire command.
 - Subsequent adjust
 - Nuclear, biological, and chemical (NBC) 1.
 - SPOT report.
 - Situation report.

Note: If a user wishes to fill in more information, the long form button can be selected from the menu and all data that is filled out will be transferred to the long form message.

- c. The long form message affords the user more detail when known or required. Role based functionality provides different message creation capabilities based on the users’ role or echelon (all roles can receive/read incoming messages). Users can preview messages in textual format while in the process of creating or editing the long form message.
- d. When selected from the long form creation dialog box, the following messages will default to the application/threaded message input screen:
 - Logistics (LOG) task order (also accessed from the Apps screen).
 - LOG task status.
 - LOG task sync.

- LOG report (also accessed from the Apps screen).
- Personnel report (also accessed from the Apps screen).
- Situation report (SITREP).
- CFF.

D-18. **Maintenance and System Support.** The FBCB2 maintenance concept is intended to mirror the Army maintenance system. It is comprised of four levels that include operator, unit, direct support, general support, and depot. Users have multiple documents available to assist in maintaining and operating the appliqué + system. These are:

- Appliqué + user's pocket guide.
- Unit maintenance manual.
- Equipment operator's manual.
- System administrators manual.

a. *System Support.* The FBCB2 has easily accessible help capabilities such as balloon help, context sensitive help, and online software users manual (SUM).

b. *System Administrative Support.* The systems administration (SysAdmin) button (accessible from the session manager screen) gives the user access to certain tools in the software. The user signs in under "SysAdmin" by using the password FBCB2."

(1) The first screen shown is the miscellaneous tab. From here, the operator can clear queues and logs. (This is recommended if your disk space is over 75 percent used.) One indicator that the disk space is nearly full, messages will be slow to open.

(2) The user can also clean the INC (Router) under SysAdmin. From SysAdmin, the user should select "Tools>Clear Router". After the INC (Router) has been cleared, the user should select "Reload Router."

c. *Configure System Tab.* The configure system tab is also under the SysAdmin function. This tab allows you to easily configure the hard drive to the desired role. The operator must know what unit role number (URN) is associated with his platform. Each platform has its own unique URN, which is basically its address in the software. An example URN is 1000130 with the associated role PL/1/A/1-22 (Platoon Leader, 1st Platoon, A Company, 1-22 Infantry). Once the user has entered the URN, the system will verify with the user that it is the correct URN and reboot itself. **Users should never exchange hard drives without reconfiguring the URN.** For example, the commander's vehicle is down for maintenance requiring another platform to become the command vehicle. He takes his hard drive and inserts it into this new platform because of the files and overlays he needs. Even though his hard drive is showing his URN, he should reconfigure it. Simply stated, this associates the INC on the new platform with the commander's URN. The INC realizes that a different URN is receiving data through it.

d. *Tools Tab.* The tools tab contains functions such as, set time, set mouse; calibrate touch screen and comm tools. The comm tools function allows the operator to load, clear, reboot the INC and emulate the EPLRS user readout.

e. *Pre-combat Checks.* The pre-combat checks (PCCs) are a critical part of the unit's combat readiness. The PCCs should be standardized and part of unit TSOP. Some suggested PCCs, for the digital unit, are as follows:

- Message folders established.
- Message address groups established.
- Message transmission settings for all message types set (default settings should not be deleted).

ARTEP 7-12-MTP

- Correct Blue and Red filter settings.
- Correct "Own Settings."
- Correct GPS, SINGARS and or EPLRS fills and settings.
- MEDEVAC call signs and frequency set in "Platform Setting Dialog Box."
- Perform a communications check by verifying your server. (Users should also send a message with a machine acknowledgement requiring verification that the net is operating properly.)
- Clear all queues and logs.

GLOSSARY

Section I. ABBREVIATIONS

1SG	first sergeant
AA	antiaircraft; assembly area; avenue of approach
AAR	after-action review
ABCS	Army Battle Command System; aircraft battlefield countermeasures and survivability
ABF	attack by fire (position)
ACADA	Automatic Chemical Agent Detector and Alarm
ACE	armored combat earthmover; ammunition, casualty, and equipment
ADA	air defense artillery
AFATDS	advanced field artillery tactical data system
AHD	antihandling device
AM	amplitude modulation
AO	area of operation
ARTEP	Army Training and Evaluation Program
ASAS	all-source analysis system
ASLT PSN	assault position
ATCCS	Army Tactical Command and Control System
AUEL	automated unit equipment list
Bde	brigade
BFA	battlefield functional area; blank firing attachment
BFACS	Battlefield Functional Area Control System
BFV	Bradley fighting vehicle
BHL	battle handover line
Bn	battalion
BOS	battlefield operating systems
BP	battle position
C2	command and control

ARTEP 7-12-MTP

C3	command, control, and communications
CA	civil affairs
CAS	close air support
CASEVAC	casualty evacuation
CATS	combined arms training strategy
CCD	command and control data
CCIR	commander's critical information requirements
CFF	call for fire
CMO	civil military operation
Co; CO	company; commanding officer
COA	course of action
COLT	combat observation and lasing team
COMSEC	communications security
COP	common operational picture
CP	control panel; command post
CS	combat support; orthochlorobenzylmalononitrile
CSS	combat service support
CSSCS	combat service support control system
CTA	consolidated training activities; common table of allowances
CTCP	combat trains command post
DA	Department of the Army
DA Form	Department of the Army Form
Decon	decontaminate; decontamination
Div	division
DLIC	detachment left in contact
DPICM	dual-purpose improved conventional munition
DRS	digital reconnaissance system
DSSU	dismounted soldier system unit

DST	decision support template
DZ	drop zone
ea; EA	each; engagement area; electronic attack
EBC	Embedded Battle Command
ECCM	electronic counter-countermeasures
ECTL	essential collective task list
ELSEC	electronic security
EOD	explosive ordnance disposal
EP	electronic protection
EPLRS	enhanced position locating and reporting system
EPW	enemy prisoner of war
ERC	equipment readiness code
EW	electronic warfare; early warning
FA	field artillery; Functional Area
FAAD C2I	Forward Area Air Defense Command, Control, and Intelligence
FBCB2	force XXI battle command brigade and below
FDC	fire direction center
FIPR	flash immediate priority routine
FIST	fire support team
FM	field manual; frequency modulation (radio)
FO	forward observer
FOD	foreign object damage; foreign object debris
FPF	final protection fires
FPL	final protection line
FRAGO	fragmentary order
FTX	field training exercise
HAZMAT	hazardous material
HHC	headquarters and headquarters company

ARTEP 7-12-MTP

HPT	high-payoff target
HQ	headquarters
HUMINT	human intelligence
HVT	high value target
IAW	in accordance with
ICV	Infantry Carrier Vehicle
in; IN	inch; inches, Infantry
INC	Internet Controller
IPB	Intelligence Preparation of the Battlefield
KIA	killed in action
LCE	load carrying equipment
LCSS	Lightweight Camouflage Screen System
LD	line of departure; lighted display; line of duty
LNO	liaison officer
LOA	limit of advance; letter of agreement; light observation helicopter
LOGPAC	logistics package
LP	listening post, loader's panel
LRP	logistics release point
LZ	landing zone
MA	marshalling area; mortuary affairs;
MAPEX	map exercise
MBA	main battle area
MCS	Maneuver Control System
MEDEVAC	medical evacuation
METL	mission-essential task list
METT-TC	mission, enemy, terrain and weather, troops and support available, time available, civil considerations
MFCS	mortar fire control system

MG	machine gun
MGS	missile guidance set; Mobile Gun System
MIJI	meaconing intrusion jamming interference
MILES	Multiple Integrated Laser Engagement System
Mm	millimeter
MOI	memorandum of instruction
MOPMS	modular pack mine system
MOPP	mission-oriented protection posture
MP	military police
MRB	motorized rifle battalion
MRC	motorized rifle company
MTOE	modified table of organization and equipment
MTP	mission training plan; MOS training plan
MWD	military working dog
NAI	named areas of interest
NBC	nuclear, biological, and chemical
NCO	noncommissioned officer
NCOIC	noncommissioned officer in charge
NCS	net control station
NGO	non-governmental organization
NLT	not later than
NVD	night vision device
OB	order of battle
obj	objective
OEG	operational exposure guidance
OIC	officer in charge
OP	observation post
op; OP	operate, operations, operational, operator's; observation post

ARTEP 7-12-MTP

OPCON	operational control
OPFOR	opposing force
OPLAN	operation plan
OPORD	operations order
OPSEC	operations security
ORP	objective rallying point
OT	observer target
PAO	public affairs officer
PCC	precombat checks
PCI	precombat inspection
PDDE	power-driven decontamination equipment
PIR	priority intelligence requirement
PL	platoon leader; preservative lubricant; phase line
PMCS	preventive maintenance checks and services
POD	port of debarkation; point of debarkation
POE	port of embarkation
POL	petroleum, oils, and lubricants
POSNAV	position navigation
PSYOP	psychological operations
PZ	pickup zone
QRF	quick reaction force
R&S	reconnaissance and surveillance; reconnaissance and security
REC	radio electronic combat
REDCON	readiness condition
RF	Reserve Forces; radio frequency
ROE	rules of engagement
ROI	rules of interaction
ROM	refuel on the move, range of motion

RP	release point
RSID	radio set identification
RT	receiver/transmitter
RWI	radio wire integration
S2	intelligence officer (below division level)
S3	operations officer (below division level)
SALUTE	size, activity, location, unit, time, equipment
SATS	Standard Army Training Systems
SBF	support by fire
SCATMINE	scatterable mine
SD	self destruct
SIGINT	signals intelligence
SIGSEC	signal security
SINGARS	Single-Channel Ground and Airborne Radio System
SITREP	situation report
SM	soldier's manuals
SOI	signal operation instructions
SOP	standing operating procedure
SOSRA	suppress, obscure, secure, reduce, and assault
SP	start point
SPOTREP	spot report
SRT	scheduled return time; special reaction team; standard remote terminal; strategic relocatable target
SSI	special skill identifier
STB	super tropical bleach
STP	soldier training publication
STRAC	standards in training commission
STX	situational training exercise
SUM	software user's manual

ARTEP 7-12-MTP

T&EO	training and evaluation outline
TACFIRE	tactical fire
TBP	to be published
TC	technical coordinator; training circular
TEMPEST	terminal electromagnetic pulse escape safeguard technique
TEWT	tactical exercise without troops
TI	tactical internet
tm; TM	team; technical manual
TOE	table of organization and equipment; term of enlistment
TRADOC	United States Army Training and Doctrine Command
TRP	target reference point
TSOP	tactical standing operating procedure
TTP	tactics, techniques, and procedures
UAV	unmanned aerial vehicle
UBL	unit basic load
UMO	unit movement officer
UPW	Unit Proficiency Work sheet
URN	unit role number
US	United States
USDA	United States Department of Agriculture
UTO	unit task organization
UTR	unit task reorganization
UW	unconventional warfare
vic	in the vicinity of
WARNO	warning order
WIN-T	Warrior Information Network - Terrestrial
XO	executive officer

Section II. TERMS

Combined Arms Training Strategy

The Army's overarching strategy for the current and future training of the force. Its basis is a series of branch proponent unit and institutional strategies describing training events, frequencies, and resources required to train to standard. These strategies describe how the Army will train the total force to standard in the institutions and unit and through self development. CATS also documents the quantity, and justification for all training resources required to execute the training. See "Training strategy."

live-fire exercise

An exercise designed to allow a unit/team to engage targets with its organic weapons and support.

situational training exercise

A short scenario driven mission-oriented tactical exercise that provides a vehicle to train a group of closely related collective tasks and drills together. Situational training exercises provide preconstructed, bite-sized, short-term exercises that are central to sustainment training for tactical mission proficiency.

REFERENCES

Required Publications

Required publications are sources that users must read in order to understand or to comply with this publication.

Department of Army Forms

DA Form 1155	Witness Statement on Individual. 1 June 1966
DA Form 1355-1-R	Hasty Protective Minefield Record. 1 September 2001
DA Form 1156	Casualty Feeder Report. 1 June 1966
DA Form 1380	Record of Individual Performance of Reserve Duty Training. 1 February 1975
DA Form 5976	Enemy Prisoner of War Capture Tag. 1 January 1991

Devices

DVC 08-04	War Wound Mouflage Kit
DVC 08-05A	IV Therapy TR/ARM and Hand
DVC 08-06	Arterial Blood Trainer
DVC 08-10	Colostomy Mouflage Kit
DVC 08-11	Buttocks Mouflage Kit/11E7
DVC 08-16	Manikin, Head and Torso, CPR
DVC 08-17	Hypodermic Auto-injector, Demonstrator
DVC 08-18	Sim. Injury Mouflage/Edron
DVC 08-19	Manikin Thoracic X Section
DVC 08-24	Make-Up, Casualty Sim Kit
DVC 08-37	Convulsant Nerve Agent TR

Field Manuals

FM 3-3	Chemical and Biological Contamination Avoidance. 16 November 1992
FM 3-3-1	Nuclear Contamination Avoidance. 9 September 1994
FM 3-4	NBC Protection. 29 May 1992
FM 3-5	NBC Decontamination. 28 July 2000
FM 3-7	NBC Field Handbook. 29 September 1994
FM 3-19	NBC Reconnaissance. 19 November 1993
FM 3-22.68	Crew-Served Machine Guns, 5.56-mm and 7.62-mm. 31 January 2003
FM 3-34.2	Combined-Arms Breaching Operations. 31 August 2000
FM 3-100	Chemical Operations Principles and Fundamentals. 8 May 1996
FM 5-34	Engineer Field Data. 30 August 1999
FM 6-30	Tactics, Techniques, and Procedures for Observed Fire. 16 July 1991
FM 7-7J	The Mechanized Infantry Platoon and Squad (Bradley). 7 May 1993
FM 7-8	The Infantry Platoon and Squad (Infantry, Airborne, Air Assault, Ranger). 22 April 1992
FM 7-10	The Infantry Rifle Company. 14 December 1990
FM 7-10, C1	Appendix L, Urban Operations
FM 7-12 (3-21.11)	The IBCT Infantry Rifle Company
FM 7-20	The Infantry Battalion. 6 April 1992
FM 7-85	Ranger Unit Operations. 9 June 1987
FM 7-90	Tactical Employment of Mortars. 9 October 1992

ARTEP 7-12-MTP

FM 7-91 Tactical Employment of Antiarmor Units. 30 September 1987

FM 7-92 The Infantry Reconnaissance Platoon and Squad (Airborne, Air Assault, Light Infantry). 23 December 1992

FM 7-98 Operations in a Low-Intensity Conflict. 19 October 1992

FM 8-230 Medical Specialist. 24 August 1984

FM 9-43-1 Maintenance Operations and Procedures. 21 February 1997

FM 10-14-1 Commander's Handbook for Property Accountability at Unit Level. 2 November 1984

FM 10-27 General Supply in Theaters of Operations. 20 April 1993

FM 10-27-4 Organizational Supply And Services For Unit Leaders. 14 April 2000

FM 17-15 Tank Platoon. 4 March 1996

FM 17-98 Scout Platoon. 10 April 1999

FM 19-15 Civil Disturbances. 25 November 1985

FM 19-4 Military Police Battlefield Circulation Control, Area Security, and Enemy Prisoner of War Operations. 7 May 1993

FM 19-40 Enemy Prisoners of War, Civilian Internees and Detained Persons. 27 February 1976

FM 20-3 Camouflage, Concealment and Decoys. 30 August 1999

FM 20-32 Mine/Countermine Operations. 29 May 1998

FM 21-10 Field Hygiene and Sanitation. 22 November 1988

FM 21-10-1 Unit Field Sanitation Team. 11 October 1989

FM 21-11 First Aid For Soldiers. 27 October 1988

FM 21-18 Foot Marches. 1 June 1990

FM 21-26 Map Reading and Land Navigation. 7 May 1993

FM 21-60 Visual Signals. 30 September 1987

FM 23-10 Sniper Training. 17 August 1994

FM 23-23 Antipersonnel Mine M18A1 And M18 (Claymore). 6 January 1966

FM 23-25 Light Antiarmor Weapons. 17 August 1994

FM 23-27 MK 19, 40-mm Grenade Machine Gun, MOD 3. 27 December 1988

FM 23-31 40-mm Grenade Launcher, M203. 20 September 1994

FM 23-34 TOW Weapon System. 17 August 1994

FM 23-35 Combat Training with Pistols and Revolvers. 3 October 1988

FM 23-37 Javelin Medium Antitank Weapon System

FM 23-65 Browning Machine Gun, Caliber .50 HB, M2. 19 June 1991

FM 23-9 M16A1 and M16A2 Rifle Marksmanship. 3 July 1989

FM 23-91 Mortar Gunnery. 1 March 2000

FM 24-1 Signal Support in the Airland Battle. 15 October 1990

FM 24-12 Communications in a "Come-As-You-Are" War. 17 July 1990

FM 24-19 Radio Operator's Handbook. 24 May 1991

FM 24-35 Signal Operation Instructions "The SOI". 26 October 1990

FM 24-35-1 Signal Supplemental Instructions. 2 October 1990

FM 25-5 Training for Mobilization and War. 25 January 1985

FM 25-100 Training The Force. 15 November 1988

FM 25-101 Battle Focused Training Management at Battalion Level and Lower. 30 September 1990

FM 27-1 Legal Guide For Commanders. 13 January 1992

FM 34-2-1 Tactics, Techniques, and Procedures for Reconnaissance and Surveillance and Intelligence Support to Counterreconnaissance. 19 June 1991

FM 34-8	Combat Commander's Handbook on Intelligence. 28 September 1992
FM 41-10	Civil Affairs Operations. 14 February 2000
FM 44-8	Combined Arms For The Air Defense. 1 June 1999
FM 55-15	Transportation Reference Data. 27 October 1997
FM 55-312	Military Convoy Operation In the Continental United States. 3 April 1991
FM 71-1	Tank and Mechanized Infantry Company Team. 26 January 1998
FM 90-10(HTF)	Military Operations on Urbanized Terrain (MOUT) (How to Fight). 15 August 1979
FM 90-2	Battlefield Deception. 3 October 1988
FM 90-3	Desert Operations. 24 August 1993
FM 90-4	Air Assault Operations. 16 March 1987
FM 90-5	Jungle Operations. 16 August 1982
FM 90-6	Mountain Operations. 30 June 1980
FM 90-7	Combined Arms Obstacle Integration. 29 September 1994
FM 90-26	Airborne Operations. 18 December 1990
FM 90-10-1	An Infantryman's Guide to Combat in Built-up Areas. 12 May 1993
FM 90-13	River Crossing Operations. 26 January 1998
FM 100-10	Combat Service Support. 3 October 1995
FM 100-14	Risk Management. 23 April 1998
FM 100-17	Mobilization, Deployment, Redeployment, Demobilization. 28 October 1992
FM 100-5	Operations. 14 June 1993
FM 100-34	Command and Control
FM 100-55	Reconnaissance Operations
FM 101-5	Staff Organization and Operations. 31 May 1997
FM 101-5-1	Operational Terms and Graphics. 30 September 1997
FM 101-5-2	US Army Report and Message Formats. 29 June 1999

Training Circulars

TC 7-98-1	Stability and Support Operations Training Support Package. 5 June 1997
-----------	--

Related Publications

Related publications are sources of additional information.. They are not required in order to understand this publication.

Field Manuals

FM 3-5	NBC Decontamination. 28 July 2000
FM 8-10-6	Medical Evacuation in a Theater of Operations Tactics, Techniques, and Procedures. 14 April 2000
FM 17-97	Cavalry Troop. 3 October 1995
FM 100-5	Operations. 14 June 1993

Army Training and Evaluation Program

ARTEP 7-5-MTP	Mission Training Plan for the Infantry Rifle Platoon and Squad, Stryker Brigade Combat Team. 1 June 2002
---------------	--

ARTEP 7-12-MTP

Field Manuals

FM 3-3	Chemical and Biological Contamination Avoidance. 16 November 1992
FM 3-3-1	Nuclear Contamination Avoidance. 9 September 1994
FM 3-22.68	Crew-Served Machine Guns, 5.56-mm and 7.62-mm. 31 January 2003
FM 3-34.2	Combined-Arms Breaching Operations. 31 August 2000
FM 3-4	NBC Protection. 29 May 1992
FM 5-34	Engineer Field Data. 30 August 1999
FM 6-30	Tactics, Techniques, and Procedures for Observed Fire. 16 July 1991
FM 7-10	The Infantry Rifle Company. 14 December 1990
FM 7-12 (3-21.11)	The IBCT Infantry Rifle Company
FM 7-85	Ranger Unit Operations. 9 June 1987
FM 8-10-6	Medical Evacuation in a Theater of Operations Tactics, Techniques, and Procedures. 14 April 2000
FM 8-230	Medical Specialist. 24 August 1984
FM 9-43-1	Maintenance Operations and Procedures. 21 February 1997
FM 9-43-2	Recovery and Battlefield Damage Assessment and Repair. 3 October 1995
FM 10-14-1	Commander's Handbook for Property Accountability at Unit Level. 2 November 1984
FM 10-27-4	Organizational Supply And Services For Unit Leaders. 14 April 2000
FM 12-6	Personnel Doctrine. 9 September 1994
FM 19-15	Civil Disturbances. 25 November 1985
FM 19-40	Enemy Prisoners of War, Civilian Internees and Detained Persons. 27 February 1976
FM 20-3	Camouflage, Concealment and Decoys. 30 August 1999
FM 20-32	Mine/Countermine Operations. 29 May 1998
FM 21-10	Field Hygiene and Sanitation. 22 November 1988
FM 21-10-1	Unit Field Sanitation Team. 11 October 1989
FM 21-11	First Aid For Soldiers. 27 October 1988
FM 21-18	Foot Marches. 1 June 1990
FM 21-26	Map Reading and Land Navigation. 7 May 1993
FM 21-60	Visual Signals. 30 September 1987
FM 22-9	Soldier Performance in Continuous Operations. 12 December 1991
FM 23-14	M249 Light Machine Gun in the Automatic Rifle Role. 26 January 1994
FM 23-23	Antipersonnel Mine M18A1 And M18 (Claymore). 6 January 1966
FM 23-24	Dragon Medium Antitank/Assault Weapon System M47. 3 April 1990
FM 23-25	Light Antiarmor Weapons. 17 August 1994
FM 23-27	MK 19, 40-mm Grenade Machine Gun, MOD 3. 27 December 1988
FM 23-31	40-mm Grenade Launcher, M203. 20 September 1994
FM 23-37	Javelin Medium Antitank Weapon System
FM 23-90	Mortars. 1 March 2000
FM 24-1	Signal Support in the Airland Battle. 15 October 1990
FM 24-12	Communications in a "Come-As-You-Are" War. 17 July 1990
FM 24-19	Radio Operator's Handbook. 24 May 1991
FM 24-35	Signal Operation Instructions "The SOI". 26 October 1990
FM 24-35-1	Signal Supplemental Instructions. 2 October 1990
FM 27-1	Legal Guide For Commanders. 13 January 1992

References-4

FM 27-10	The Law of Land Warfare. 18 July 1956
FM 44-8	Combined Arms For The Air Defense. 1 June 1999
FM 44-80	Visual Aircraft Recognition. 30 September 1996
FM 55-15	Transportation Reference Data. 27 October 1997
FM 55-9	Unit Air Movement Planning. 5 April 1993
FM 90-2	Battlefield Deception. 3 October 1988
FM 90-3	Desert Operations. 24 August 1993
FM 90-4	Air Assault Operations. 16 March 1987
FM 90-5	Jungle Operations. 16 August 1982
FM 90-6	Mountain Operations. 30 June 1980
FM 90-7	Combined Arms Obstacle Integration. 29 September 1994
FM 90-10(HTF)	Military Operations on Urbanized Terrain (MOUT) (How to Fight). 15 August 1979
FM 90-10-1	An Infantryman's Guide to Combat in Built-up Areas. 12 May 1993
FM 90-13	River Crossing Operations. 26 January 1998
FM 90-26	Airborne Operations. 18 December 1990
FM 100-5	Operations. 14 June 1993
FM 100-10	Combat Service Support. 3 October 1995
FM 100-14	Risk Management. 23 April 1998
FM 100-55	Reconnaissance Operations
FM 101-5	Staff Organization and Operations. 31 May 1997
FM 101-5-1	Operational Terms and Graphics. 30 September 1997
FM 101-5-2	US Army Report and Message Formats. 29 June 1999

Questionnaire

MTP NUMBER: ARTEP 7-12-MTP

DATE: _____

MTP TITLE: Mission Training Plan for the Stryker Brigade Combat Team Infantry Rifle Company

Request your recommendations to improve this training publication. To make it easier for you to make recommendations, a standard questionnaire has been provided. Please answer all questions frankly and mail to: Commandant, US Army Infantry School, ATTN: ATSH-ATD, Fort Benning, GA 31905-5007. Electronic contact can be made at doctrine@benning.army.mil.

THE FOLLOWING QUESTIONS PERTAIN TO YOU:

1. What is your position (for example, company commander, platoon sergeant)? _____
2. How long have you served in this position? _____
3. How long have you served in this unit? _____
4. What is your component? (Check one.)
 - A. Active Component. _____
 - B. Reserve Component. _____
5. Where is your unit? _____

THE FOLLOWING QUESTIONS ARE ABOUT THE MTP IN GENERAL.

6. How do you feel this document has affected training in your unit when compared to other training products? (Check one.)
 - A. Has made training worse. _____
 - B. Has made training better. _____
 - C. Has had no affect on training. _____
 - D. Do not know or do not have an opinion. _____
7. How easy is the MTP to use, compared to other training products? (Check one.)
 - A. More difficult. _____
 - B. Easier. _____
 - C. About the same. _____
 - D. Do not know or do not have an opinion. _____
8. What part of the MTP document was least useful? (Check one.)
 - A. Chapter 1, Unit Training. _____
 - B. Chapter 2, Training Matrixes. _____
 - C. Chapter 3, Training Plans/Outlines. _____
 - D. Chapter 4, Training Exercises. _____
 - E. Chapter 5, Training and Evaluation Outlines. _____
 - F. Chapter 6, External Evaluations. _____
 - G. Do not know or do not have an opinion. _____

ARTEP 7-12-MTP

9. What part of the MTP document was most useful? (Check one.)

- A. Chapter 1, Unit Training. _____
- B. Chapter 2, Training Matrixes. _____
- C. Chapter 3, Training Plans/Outlines. _____
- D. Chapter 4, Training Exercises. _____
- E. Chapter 5, Training and Evaluation Outlines. _____
- F. Chapter 6, External Evaluations. _____
- G. Do not know or do not have an opinion. _____

10. What is the most difficult part of the MTP to understand? (Check one.)

- A. Chapter 1, Unit Training. _____
- B. Chapter 2, Training Matrixes. _____
- C. Chapter 3, Training Plans/Outlines. _____
- D. Chapter 4, Training Exercises. _____
- E. Chapter 5, Training and Evaluation Outlines. _____
- F. Chapter 6, External Evaluations. _____
- G. Do not know or do not have an opinion. _____

11. What is the easiest part of the MTP to understand? (Check one.)

- A. Chapter 1, Unit Training. _____
- B. Chapter 2, Training Matrixes. _____
- C. Chapter 3, Training Plans/Outlines. _____
- D. Chapter 4, Training Exercises. _____
- E. Chapter 5, Training and Evaluation Outlines. _____
- F. Chapter 6, External Evaluations. _____
- G. Do not know or do not have an opinion. _____

THE FOLLOWING QUESTIONS PERTAIN TO THE TRAINING EXERCISES AND STX.

12. The exercises are designed to prepare the unit to accomplish its wartime mission. In your opinion, how well do they fulfill this purpose? (Check one.)

- A. They do not prepare the unit at all. _____
- B. They help, but only provide 20 percent or less of my unit's training requirements. _____
- C. They help, but only provide 21 to 50 percent of my unit's training requirements. _____
- D. They help, but only provide between 51 to 80 percent of my unit's training requirements. _____
- E. They provide 81 percent or more of my unit's training requirements. _____

13. Would you recommend that any STX be added or deleted from the MTP? _____

14. What was the greatest problem you experienced with the exercises? (Check one.)

- A. Too many pages. _____
- B. Hard to read and understand. _____
- C. Needs more illustrations. _____
- D. Needs more information on how to set up the exercises. _____
- E. Needs more information on leader training. _____
- F. Needs more information on how to conduct the exercises. _____
- G. Needs more information on support and resources. _____
- H. Needs more information on normally attached elements. _____
- I. Does not interface well with other training products such as battle drills. _____
- J. Do not know or do not have an opinion. _____

15. What was the second greatest problem you experienced with the exercises? (Check one.)

- A. Too many pages. _____
- B. Hard to read and understand. _____
- C. Needs more illustrations. _____
- D. Needs more information on how to set up the exercises. _____
- E. Needs more information on leader training. _____
- F. Needs more information on how to conduct the exercises. _____
- G. Needs more information on support and resources. _____
- H. Needs more information on normally attached elements. _____
- I. Does not interface well with other training products such as battle drills. _____
- J. Do not know or do not have an opinion. _____

16. How many STXs have you trained or participated in personally? _____

THE FOLLOWING QUESTIONS APPLY TO CHAPTERS 5 AND 6 OF THE MTP.

17. What changes would you make to Chapter 5, Training and Evaluation Outlines? (Check one.)

- A. Leave it out altogether. _____
- B. Clarify how to use this chapter with the training exercises. _____
- C. Clarify how to use this chapter with the external evaluation. _____
- D. The standards are too detailed. _____
- E. The standards are not detailed enough. _____
- F. The standards do not adequately address those elements that are normally attached in wartime. _____
- G. Do not change, chapter is fine. _____
- H. Do not know or do not have an opinion. _____

18. What changes would you make to Chapter 6, External Evaluations? (Check one.)

- A. Leave it out altogether. _____
- B. Clarify how to use this chapter with the training exercises. _____
- C. Clarify how to use this chapter with the external evaluation. _____
- D. Standards are too detailed. _____
- E. Standards are not detailed enough. _____
- F. Standards do, not adequately address those elements that are normally attached in wartime. _____
- G. Do not change; chapter is fine. _____
- H. Do not know or do not have an opinion. _____

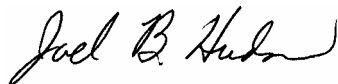
19. Additional comments: _____

ARTEP 7-12
1 JUNE 2003

By Order of the Secretary of the Army:

ERIC K. SHINSEKI
General, United States Army
Chief of Staff

Official:



JOEL B. HUDSON
Administrative Assistant to the
Secretary of the Army
0310801

DISTRIBUTION:

Active Army, USAR, and ARNG: Not to be distributed. Electronic Means Only.

PIN: 080790-000